


YXA SERIES
105°C Standard
◆FEATURES

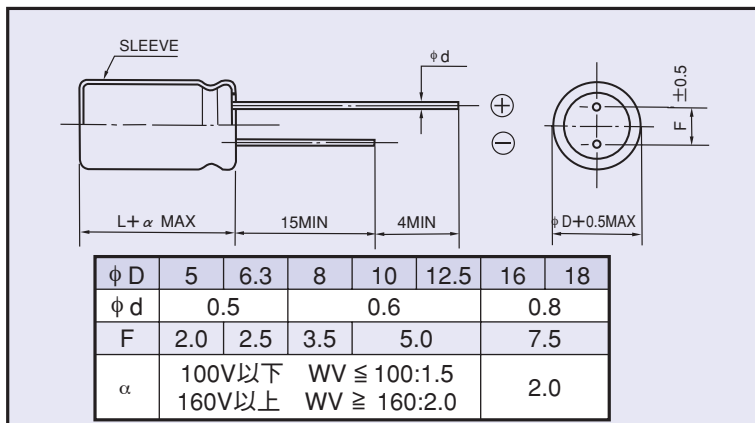
- RoHS compliance.


◆SPECIFICATIONS

| Items | 特 性 Characteristics | | | | | | | | | | | | | | | | | |
|---|--|---------------------------|--|------|------|------|------|------|------|------|------|------------|---------------|------|-----------|------|-----------------|--|
| Category Temperature Range | -55~+105°C | -40~+105°C | -25~+105°C | | | | | | | | | | | | | | | |
| Rated Voltage Range | 6.3~100V.DC | 160~250V.DC | 350~450V.DC | | | | | | | | | | | | | | | |
| Capacitance Tolerance | ±20% (20°C, 120Hz) | | | | | | | | | | | | | | | | | |
| Leakage Current(MAX) | 6.3~100V.DC | | 160~450V.DC | | | | | | | | | | | | | | | |
| | I=0.01CV or 3 µA whichever is greater. (After 2 minutes application of rated voltage) | | CV ≤ 1000 | | | | | | | | | | | | | | | |
| | | | CV > 1000 | | | | | | | | | | | | | | | |
| | | I=0.1CV+40 µA (1minute) | I=0.04CV+100 µA (1minute) | | | | | | | | | | | | | | | |
| | | I=0.03CV+15 µA (5minutes) | I=0.02CV+25 µA (5minutes) | | | | | | | | | | | | | | | |
| I=Leakage Current(µA) C=Rated Capacitance(µF) V=Rated Voltage(V) | | | | | | | | | | | | | | | | | | |
| (tanδ) Dissipation Factor(MAX) | Rated Voltage (V) | | | | | | | | | | | | (20°C, 120Hz) | | | | | |
| | 6.3 | 10 | 16 | 25 | 35 | 50 | 63 | 100 | 160 | 200 | 250 | 350 | | 400 | 450 | | | |
| | | tan δ | 0.26 | 0.22 | 0.18 | 0.16 | 0.14 | 0.12 | 0.10 | 0.08 | 0.20 | 0.20 | 0.20 | 0.24 | 0.24 | 0.24 | | |
| When rated capacitance is over 1000 µF, tan δ shall be added 0.02 to the listed value with increase of every 1000 µF. | | | | | | | | | | | | | | | | | | |
| Endurance | After life test with rated ripple current at conditions stated in the table below, the capacitors shall meet the following requirements. | | | | | | | | | | | | | | | | | |
| | Capacitance Change | | Within ±25% of the initial value. | | | | | | | | | | | | Case Size | | Life Time (hrs) | |
| | Dissipation Factor | | Not more than 200% of the specified value. | | | | | | | | | | | | φ D ≤ 8 | | 1000 | |
| | Leakage Current | | Not more than the specified value. | | | | | | | | | | | | φ D = 10 | | 2000 | |
| | | | | | | | | | | | | φ D ≥ 12.5 | | 3000 | | | | |
| Low Temperature Stability Impedance Ratio(MAX) | Rated Voltage (V) | | | | | | | | | | | | (120Hz) | | | | | |
| | 6.3 | 10 | 16 | 25 | 35 | 50 | 63 | 100 | 160 | 200 | 250 | 350 | | 400 | 450 | | | |
| | Z(-25°C)/Z(20°C) | 4 | 3 | 2 | 2 | 2 | 2 | 2 | 2 | 3 | 3 | 3 | | 6 | 6 | 6 | | |
| | | Z(-40°C)/Z(20°C) | 8 | 6 | 4 | 4 | 3 | 3 | 3 | 3 | - | - | - | - | - | | | |

◆DIMENSIONS

(mm)

◆MULTIPLIER FOR RIPPLE CURRENT


Frequency coefficient



| Frequency (Hz) | | 60(50) | 120 | 500 | 1k | 10k ≤ |
|----------------|---------------|--------|------|------|------|-------|
| Coefficient | 0.1~1 µF | 0.50 | 1.00 | 1.20 | 1.30 | 1.50 |
| | 2.2~4.7 µF | 0.65 | 1.00 | 1.20 | 1.30 | 1.50 |
| | 10~47 µF | 0.80 | 1.00 | 1.20 | 1.30 | 1.50 |
| | 100~1000 µF | 0.80 | 1.00 | 1.10 | 1.15 | 1.20 |
| | 2200~22000 µF | 0.80 | 1.00 | 1.05 | 1.10 | 1.15 |

◆PART NUMBER




| | | | | | | |
|---------------|--------|-------------------|-----------------------|--------|--------------|-----------|
| □□□ | YXA | □□□□□ | □ | □□□ | □□ | DXL |
| Rated Voltage | Series | Rated Capacitance | Capacitance Tolerance | Option | Lead Forming | Case Size |

Looking for pricing, stock, or lifecycle information?

Click below to explore more details on WIN SOURCE:

-  [View 63YXA2200MEFC18X35.5 on WIN SOURCE](#)
-  [Rubycon Information](#)

Optimize Your Supply Chain with WIN SOURCE Solutions

-  Global Sourcing Solution
-  Obsolete Management
-  Cost Control Management
-  Shortage Management
-  Alternative Solution
-  Excess Inventory Management