



**Ordering Information**

<b>Typical Part No. ▶</b>	<b>W</b>	<b>23</b>	<b>-X</b>	<b>1</b>	<b>A</b>	<b>1</b>	<b>G</b>	<b>-5</b>
<b>1. Designator:</b> W = Circuit breaker								
<b>2. Series Number:</b> 23 = Single pole, push/pull								
<b>3. Circuit Function:</b> X = Series trip								
<b>4. Button:</b> 1 = Black with white amp rate marking and white trip band.								
<b>5. Mounting Bushing:</b> A = 3/8"-24 threaded bushing .375" (9.53mm) long, silver color								
<b>6. Terminals (See drawings for relative terminal positions):</b> 1 = Screw terminals situated 90° to each other with #8-32 screws and washers installed. 3 = Screw terminals situated parallel to each other pointing upward with #8-32 screws and washers installed.								
<b>7. Mounting Hardware:</b> A = Knurled nut/hex nut installed G = Two hex nuts/lockwasher installed Z = No mounting hardware supplied								
<b>8. Amp Rating:</b>								
0.5	3	7.5	20	35				
1	4	10	25	40				
2	5	15	30	50				

**Stock Items – Authorized distributors are more likely to stock the following items.**

W23-X1A1G-1	W23-X1A1G-7.50	W23-X1A1G-25	W23-X1A1G-50
W23-X1A1G-2	W23-X1A1G-10	W23-X1A1G-30	
W23-X1A1G-3	W23-X1A1G-15	W23-X1A1G-35	
W23-X1A1G-5	W23-X1A1G-20	W23-X1A1G-40	

**Ordering Information**

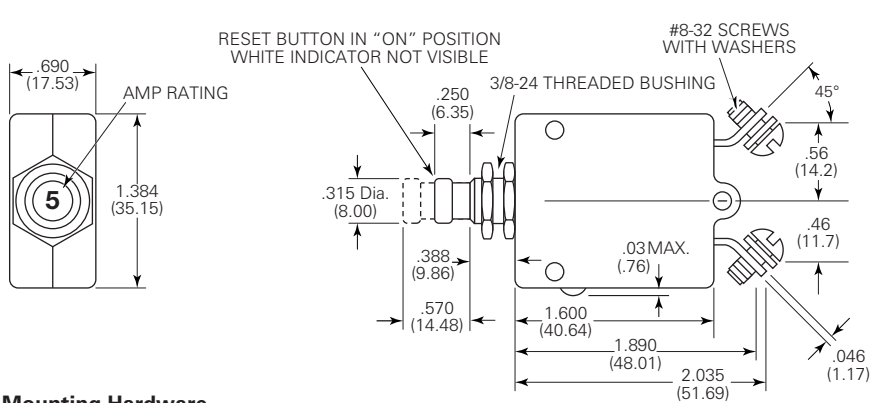
<b>Typical Part No. ▶</b>	<b>W</b>	<b>31</b>	<b>-X</b>	<b>2</b>	<b>M</b>	<b>1</b>	<b>G</b>	<b>-5</b>
<b>1. Designator:</b> W = Circuit breaker								
<b>2. Series Number:</b> 31 = Single pole, toggle actuator								
<b>3. Circuit Function:</b> X = Series trip								
<b>4. Mounting Bushing:</b> 1 = 15/32"-32 threaded bushing .320" (8.13mm) long, round, silver color 2 = 15/32"-32 threaded bushing .320" (8.13mm) long, double "D," silver color								
<b>5. Toggle:</b> M = Silver color metal toggle, round, with amp rate marking on end								
<b>6. Terminals (See drawing for relative terminal positions):</b> 1 = Screw terminals situated 90° to each other with #8-32 screws and washers installed. 5 = Screw terminals situated parallel to each other pointing downward with #8-32 screws and washers installed.								
<b>7. Mounting Hardware:</b> A = Knurled nut/hex nut installed G = Two hex nuts/lockwasher installed Z = No mounting hardware supplied								
<b>8. Amp Rating:</b>								
0.5	3	7.5	20	35				
1	4	10	25	40				
2	5	15	30	50				

**Stock Items – Authorized distributors are more likely to stock the following items.**

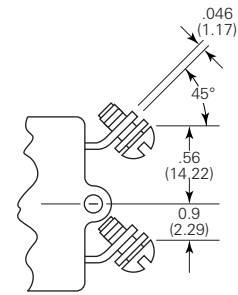
W31-X2M1G-1	W31-X2M1G-10	W31-X2M1G-35
W31-X2M1G-2	W31-X2M1G-15	W31-X2M1G-40
W31-X2M1G-3	W31-X2M1G-20	W31-X2M1G-50
W31-X2M1G-5	W31-X2M1G-25	
W31-X2M1G-7.50	W31-X2M1G-30	

**W23 Outline Dimensions**

**Terminal Style 1**



**Terminal Style 3**

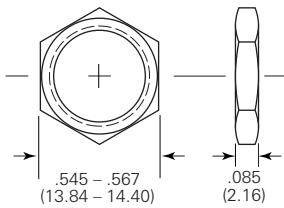


All dimensions are given as inches (mm)

**Mounting Hardware**

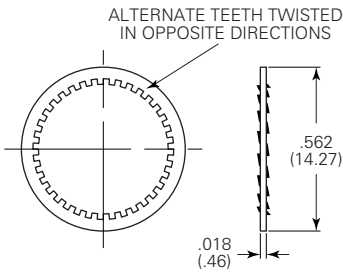
**Hex Nut**

(55-001D - Silver Color)



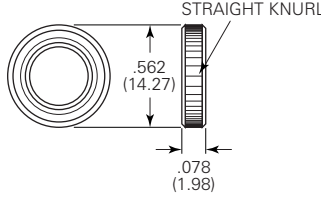
**Lockwasher**

(88-006B - Silver Color)

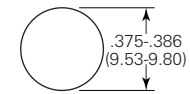


**Knurled Nut**

(55-008A - Silver Color)

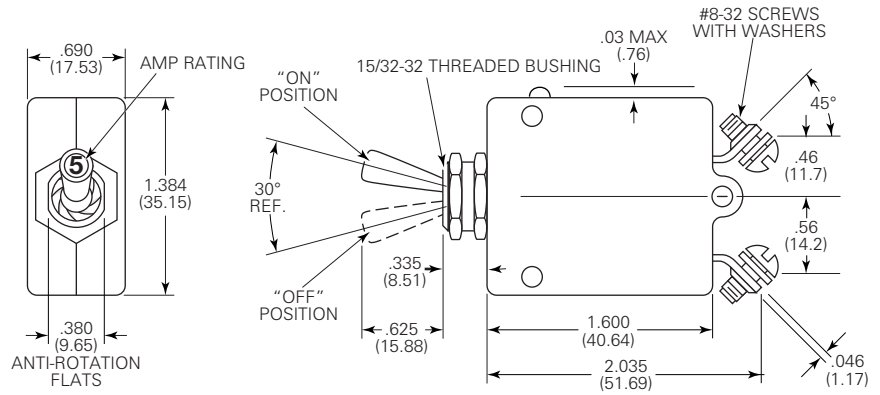


**Suggested Mounting Holes**

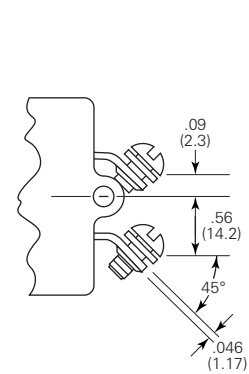


**W31 Outline Dimensions**

**Terminal Style 1**



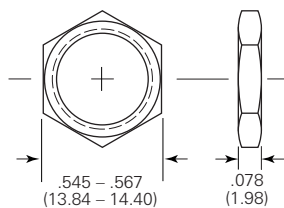
**Terminal Style 5**



**Mounting Hardware**

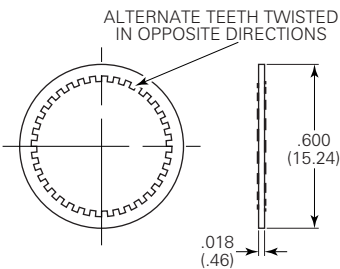
**Hex Nut**

(55-001B - Silver Color)



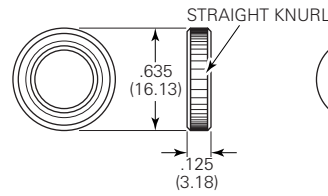
**Lockwasher**

(88-002B - Silver Color)

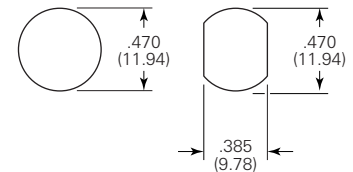


**Knurled Nut**

(55-010B - Silver Color)



**Suggested Mounting Holes**



## Looking for pricing, stock, or lifecycle information?

Click below to explore more details on WIN SOURCE:

 [View W23-X1A1G-3 on WIN SOURCE](#)

 [TE Connectivity](#) Information

## Optimize Your Supply Chain with WIN SOURCE Solutions

-  Global Sourcing Solution
-  Obsolete Management
-  Cost Control Management
-  Shortage Management
-  Alternative Solution
-  Excess Inventory Management