



THE DATASHEET OF SMAJ-405SR



CONNECTOR TERM TRANSLATION

■Parts List

部品名	DESCRIPTION
接続スリーブ	SHELL
絶縁体	INSULATOR
ガスケット	GASKET
ウェーブワッシャー	WAVE WASHER
ワッシャー	WASHER
本体、シェル	BODY
中心コンタクト	CENTER PIN
圧着スリーブ	FERRULE
締付ナット	NUT
保持リング	HOLDING RING
ブッシング	BUSHING
平ワッシャー	FLAT WASHER
半円平ワッシャー	HALF FLAT WASHER
スペーサー	SPACER
接続ナット	COUPLING NUT
外部コンタクト	OUTER CONTACT
Oリング	O-RING
六角ナット	HEX NUT
クランプ	CLAMP
ホルダー	BARREL
フタ	COVER
割りクランプ	SPLIT CLAMP
留めネジ	SCREW
バネリング	SPRING
ヒートシンク	HEAT SINK
抵抗器、抵抗素子	RESISTOR
スプリングワッシャー	SPRING WASHER
六角穴留めネジ	SOCKET HEAD CAP SCREW
ブラケット	BRACKET
ブッシュ	BUSH
同軸型避雷管	COAXIAL LIGHTNING ARRESTER
丸型端子	ROUND TERMINAL
減衰素子	ATTENUATION TERMINAL

■Parts List

部品名	DESCRIPTION
表示シール	STICKER
熱収縮チューブ	HEAT SHRINK TUBE
丸ナット	RING NUT

■Material List

材質	MATERIAL
亜鉛ダイカスト	ZnDC
ジラコン	POM
シリコンゴム	SILICONE
テフロン	PTFE
鉄、炭素工具鋼	CARBON STEEL
黄銅	BRASS
ベリリウム銅	BERYLLIUM COPPER
リン青銅	PHOSPHOR BRONZE
無酸素銅	OXYGEN-FREE COPPER
アルミニウム	ALUMINUM
ステンレス	STAINLESS STEEL

■List of Notations on Drawings

取付穴参考寸法	MOUNTING HOLE
最大パネル厚さ、使用可能パネル厚	PANEL THICKNESS
識別No.	SERIAL No.
刻印	STAMP
Dカット幅	D FLAT
Hカット幅	H FLAT
アヤメローレット	DIAMOND KNURL
タテメローレット	STRAIGHT KNURL
識別溝、目印、溝	GROOVE

■Surface List

処理	FINISH
三元めっき	TERNARY PLATING
黒色アルマイト	ANODAIZING(BLACK)
パッシベイト	PASSIVATE

PRODUCT SPECIFICATIONS

Part No. SMAJ-405SR

No. 1121846

DWG No. J-1124840

To-Conne Co., Ltd. (TYC)

Nominal 1 Standard IEC 60169-15 typeSMA
 2 Voltage rating AC 330V
 3 Impedance 50Ω
 4 Frequency range 18GHz

Checked	Inspected	Prepared
山 16.10.11 本	檜 16.10.11 澤	渡邊 '16.10.11 直弘

		Test Items	Procedures/Test method	Requirements
1	DESIGN	Design & construction	Specified on relevant product drawing	
2		Materials	(DWG No. J-1124840)	No defects or abnormalities
3		Finishes		
4	ELECTRICAL	Insulation Resistance	DC 500V	1000MΩ (Min.)
5		Withstanding voltage	AC 1000V (1 minute.)	No defects or abnormalities
6		Contact resistance	The method of which, the voltage drop of the contact duration should not exceed 1-kHz AC or 1mV DC	Inner 3mΩ (Max.) Outer 2mΩ (Max.)
7		V. S. W. R	0.1~12.4GHz 12.4~18GHz	1.3 (Max.) 1.4 (Max.)
8		Compatibility	Connecting with a standard-compliant connector	No defects or abnormalities
9		Center contact retaining force	When using φ0.900 pin gauge 0.5N (Min.)	No defects or abnormalities
10	MECHANICAL	Cable tensile strength	At axial tensile force 98N	No defects or abnormalities
11		Tensile strength of coupling mechanism	At axial tensile force 270N	No defects or abnormalities
12		Durability	500matings	No defects or abnormalities
13		Cable group	0.085 inches semi-rigid	

GKQM-19-1

	Remarks	Date
1		
2		
3		

SMAJ-405SR Cable Assembly Instructions

Cable group

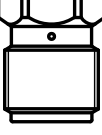
0.085 Semi-Rigid.

DRAWING NO. J-1124840

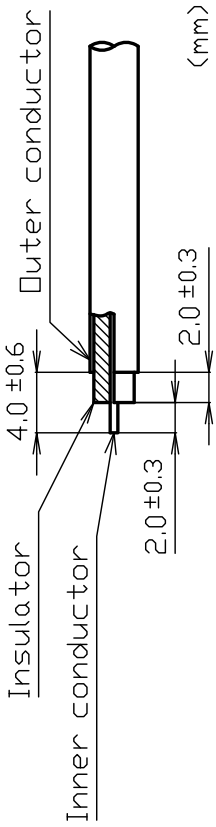
DRAWN	INSPECTED	APPROVED	CHECKED
渡邊 直弘 '24.01.15	檜 澤 '24.01.15	山 本 '24.01.15	三 村 '24.01.15



All parts of the connector as shown

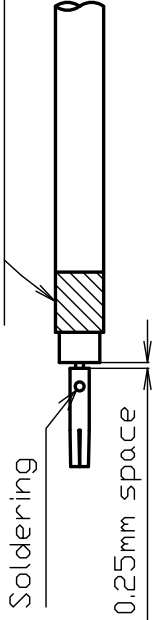


B0D



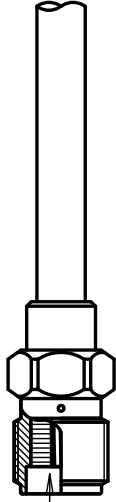
- 1 Cut outer conductor dimensions as shown.

Polish here with sandpaper etc.



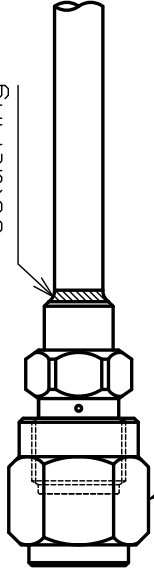
- 2 Solder center pin on in **ATTENTION** Dimension should be as show After soldering, slightly pu securely attached. For sem diagram with sandpaper will cable and body.

The tip of the center pin and the surface of the insulator will be approximately at the same height.



- 3 Attach the cable with th At this time, the cable st the step inside the body is at the same height as During soldering, mate th the center pin and insula

Soldering



Positioner for SMAJ

- 4 Solder the part shown the positioner to comp **ATTENTION** Solder should be applie To secure the cable an thermal stress does n out or push the cable

Looking for pricing, stock, or lifecycle information?

Click below to explore more details on WIN SOURCE:

- ⊖ [View SMAJ-405SR on WIN SOURCE](#)
- ⊖ [TYCLON Information](#)

Optimize Your Supply Chain with WIN SOURCE Solutions

- ✓ Global Sourcing Solution
- ✓ Obsolete Management
- ✓ Cost Control Management
- ✓ Shortage Management
- ✓ Alternative Solution
- ✓ Excess Inventory Management