
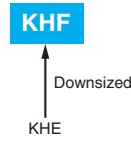


KHF Series

- Ideal for low profile power supply applications
- Downsize, high ripple design
- Rated voltage range : 400 to 450V_{dc}, Capacitance range : 18 to 270μF
- Endurance with ripple current : 3,000 hours at 105°C
- Non solvent resistant type
- RoHS2 Compliant

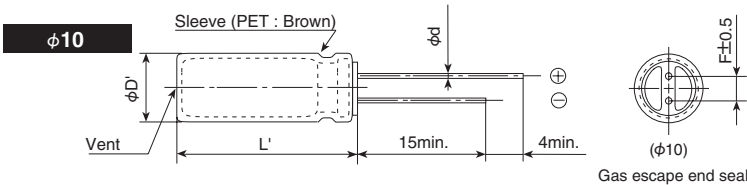


SPECIFICATIONS

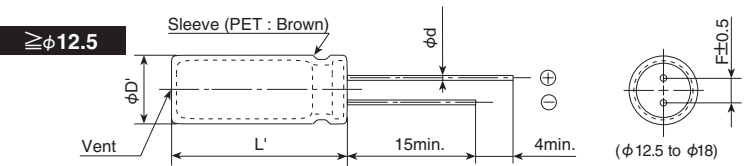
Items	Characteristics		
Category	-40 to +105°C		
Temperature Range	-40 to +105°C		
Rated Voltage Range	400 to 450V _{dc}		
Capacitance Tolerance	±20% (M) (at 20°C, 120Hz)		
Leakage Current		After 1 minute	After 5 minutes
	CV ≤ 1,000	I = 0.1CV + 40	I = 0.03CV + 15
	CV > 1,000	I = 0.04CV + 100	I = 0.02CV + 25
	Where, I : Max. leakage current(μA), C : Nominal capacitance (μF), V : Rated voltage (V) (at 20°C)		
Dissipation Factor (tan δ)	Rated voltage (V _{dc})	400 to 450V	
	tan δ (Max.)	0.20 (at 20°C, 120Hz)	
Low Temperature Characteristics (Max. Impedance Ratio)	Rated voltage (V _{dc})	400 to 450V	
	Z(-25°C)/Z(+20°C)	6	
	Z(-40°C)/Z(+20°C)	10 (at 120Hz)	
Endurance	The following specifications shall be satisfied when the capacitors are restored to 20°C after subjected to DC voltage with the rated ripple current is applied (the peak voltage shall not exceed the rated voltage) for 3,000 hours at 105°C.		
	Capacitance change	≤ ±20% of the initial value	
	D.F. (tan δ)	≤ 200% of the initial specified value	
	Leakage current	≤ The initial specified value	
Shelf Life	The following specifications shall be satisfied when the capacitors are restored to 20°C after exposing them for 1,000 hours at 105°C without voltage applied. Before the measurement, the capacitor shall be preconditioned by applying voltage according to Item 4.1 of JIS C 5101-4.		
	Capacitance change	≤ ±20% of the initial value	
	D.F. (tan δ)	≤ 200% of the initial specified value	
	Leakage current	≤ 500% of the initial specified value	

DIMENSIONS [mm]

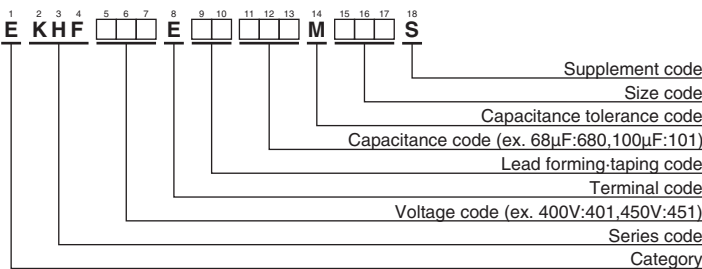
● Terminal Code : E



φD	10	12.5	14.5	16	18
φd	0.6	0.6	0.8	0.8	0.8
F	5.0	5.0	7.5	7.5	7.5
φD'	φD+0.5 max.				
L'	L+2.0 max.				



PART NUMBERING SYSTEM



Please refer to "Product code guide (radial lead type)"



◆STANDARD RATINGS

VV (V _{dc})	Cap (μF)	Case size φD×L(mm)	tan δ	Rated ripple current (mA _{rms} /105°C, 120Hz)	Part No.	VV (V _{dc})	Cap (μF)	Case size φD×L(mm)	tan δ	Rated ripple current (mA _{rms} /105°C, 120Hz)	Part No.
400	22	10×20	0.20	235	EKHF401E□□220MJ20S	450	18	10×20	0.20	210	EKHF451E□□180MJ20S
	27	10×25	0.20	285	EKHF401E□□270MJ25S		27	10×25	0.20	285	EKHF451E□□270MJ25S
	39	10×30	0.20	365	EKHF401E□□390MJ30S		33	10×30	0.20	335	EKHF451E□□330MJ30S
	39	12.5×20	0.20	345	EKHF401E□□390MK20S		33	12.5×20	0.20	320	EKHF451E□□330MK20S
	47	10×35	0.20	425	EKHF401E□□470MJ35S		39	10×35	0.20	385	EKHF451E□□390MJ35S
	56	10×40	0.20	485	EKHF401E□□560MJ40S		47	10×40	0.20	445	EKHF451E□□470MJ40S
	56	12.5×25	0.20	450	EKHF401E□□560MK25S		47	12.5×25	0.20	415	EKHF451E□□470MK25S
	68	10×45	0.20	555	EKHF401E□□680MJ45S		56	10×45	0.20	505	EKHF451E□□560MJ45S
	68	10×50	0.20	575	EKHF401E□□680MJ50S		56	10×50	0.20	520	EKHF451E□□560MJ50S
	68	12.5×30	0.20	530	EKHF401E□□680MK30S		56	12.5×30	0.20	480	EKHF451E□□560MK30S
	68	16×20	0.20	510	EKHF401E□□680ML20S		56	16×20	0.20	460	EKHF451E□□560ML20S
	82	12.5×35	0.20	610	EKHF401E□□820MK35S		68	12.5×35	0.20	560	EKHF451E□□680MK35S
	100	12.5×40	0.20	705	EKHF401E□□101MK40S		82	12.5×40	0.20	640	EKHF451E□□820MK40S
	100	14.5×31.5	0.20	680	EKHF401E□□101MUN3S		82	14.5×31.5	0.20	615	EKHF451E□□820MUN3S
	100	16×25	0.20	670	EKHF401E□□101ML25S		82	16×25	0.20	605	EKHF451E□□820ML25S
	100	18×20	0.20	650	EKHF401E□□101MM20S		82	18×20	0.20	585	EKHF451E□□820MM20S
	120	12.5×45	0.20	800	EKHF401E□□121MK45S		100	12.5×45	0.20	730	EKHF451E□□101MK45S
	120	12.5×50	0.20	820	EKHF401E□□121MK50S		100	12.5×50	0.20	750	EKHF451E□□101MK50S
	120	14.5×35	0.20	765	EKHF401E□□121MU35S		100	14.5×35	0.20	700	EKHF451E□□101MU35S
	120	14.5×40	0.20	810	EKHF401E□□121MU40S		100	16×31.5	0.20	720	EKHF451E□□101MLN3S
	120	16×31.5	0.20	790	EKHF401E□□121MLN3S		100	18×25	0.20	690	EKHF451E□□101MM25S
	120	18×25	0.20	755	EKHF401E□□121MM25S		120	14.5×40	0.20	810	EKHF451E□□121MU40S
	150	14.5×45	0.20	905	EKHF401E□□151MU45S		120	14.5×45	0.20	835	EKHF451E□□121MU45S
	150	16×35	0.20	905	EKHF401E□□151ML35S		120	16×35	0.20	810	EKHF451E□□121ML35S
	150	18×31.5	0.20	915	EKHF401E□□151MMN3S		150	16×40	0.20	935	EKHF451E□□151ML40S
	180	16×40	0.20	1020	EKHF401E□□181ML40S		150	16×45	0.20	950	EKHF451E□□151ML45S
	180	16×45	0.20	1040	EKHF401E□□181ML45S		150	18×31.5	0.20	915	EKHF451E□□151MMN3S
180	18×31.5	0.20	1000	EKHF401E□□181MMN3S	150	18×35	0.20	935	EKHF451E□□151MM35S		
180	18×35	0.20	1020	EKHF401E□□181MM35S	180	16×50	0.20	1060	EKHF451E□□181ML50S		
220	16×50	0.20	1170	EKHF401E□□221ML50S	180	18×40	0.20	1050	EKHF451E□□181MM40S		
220	18×40	0.20	1160	EKHF401E□□221MM40S	220	18×45	0.20	1190	EKHF451E□□221MM45S		
270	18×45	0.20	1310	EKHF401E□□271MM45S	220	18×50	0.20	1190	EKHF451E□□221MM50S		
270	18×50	0.20	1310	EKHF401E□□271MM50S							
420	22	10×20	0.20	235	EKHF421E□□220MJ20S						
	27	10×25	0.20	285	EKHF421E□□270MJ25S						
	39	10×30	0.20	365	EKHF421E□□390MJ30S						
	39	12.5×20	0.20	345	EKHF421E□□390MK20S						
	47	10×35	0.20	425	EKHF421E□□470MJ35S						
	56	10×40	0.20	485	EKHF421E□□560MJ40S						
	56	10×45	0.20	505	EKHF421E□□560MJ45S						
	56	12.5×25	0.20	450	EKHF421E□□560MK25S						
	68	10×50	0.20	575	EKHF421E□□680MJ50S						
	68	12.5×30	0.20	530	EKHF421E□□680MK30S						
	68	16×20	0.20	510	EKHF421E□□680ML20S						
	82	12.5×35	0.20	610	EKHF421E□□820MK35S						
	82	14.5×31.5	0.20	615	EKHF421E□□820MUN3S						
	82	16×25	0.20	605	EKHF421E□□820ML25S						
	82	18×20	0.20	585	EKHF421E□□820MM20S						
	100	12.5×40	0.20	705	EKHF421E□□101MK40S						
	100	12.5×45	0.20	730	EKHF421E□□101MK45S						
	100	14.5×35	0.20	700	EKHF421E□□101MU35S						
	120	12.5×50	0.20	820	EKHF421E□□121MK50S						
	120	14.5×40	0.20	810	EKHF421E□□121MU40S						
	120	16×31.5	0.20	790	EKHF421E□□121MLN3S						
	120	18×25	0.20	755	EKHF421E□□121MM25S						
	150	14.5×45	0.20	905	EKHF421E□□151MU45S						
	150	16×35	0.20	905	EKHF421E□□151ML35S						
	150	16×40	0.20	935	EKHF421E□□151ML40S						
	150	18×31.5	0.20	915	EKHF421E□□151MMN3S						
	180	16×45	0.20	1040	EKHF421E□□181ML45S						
180	18×35	0.20	1020	EKHF421E□□181MM35S							
220	16×50	0.20	1170	EKHF421E□□221ML50S							
220	18×40	0.20	1160	EKHF421E□□221MM40S							
220	18×45	0.20	1190	EKHF421E□□221MM45S							
270	18×50	0.20	1310	EKHF421E□□271MM50S							

□□ : Enter the appropriate lead forming or taping code.

◆RATED RIPPLE CURRENT MULTIPLIERS

● Frequency Multipliers

Capacitance(μF)	Frequency(Hz)			
	120	1k	10k	100k
18 to 82	1.00	1.50	1.75	1.80
100 to 270	1.00	1.30	1.40	1.50

The deterioration of aluminum electrolytic capacitors accelerates their life due to the internal heating produced by ripple current. For details, refer to Section "5-3 Ripple Current Effect on Lifetime" in the catalog, Technical Note.



- Always read "Notes on Use" before using the product in order to enable you to use the product correctly and prevent any faults and accidents from occurring.
- Request the Product Specification on the product of NIPPON CHEMI-CON CORPORATION to refer to it as well as this brochure prior to the order of the products. Some specific notes on use of the ordered product may be described in the specifications.
- The products listed in this catalog are designed and manufactured for general electronics equipment use and are not intended for use in applications that can adversely affect human life; where the malfunction of equipment may cause damage to life or property. In addition, our products are not intended to be used in specific applications that may cause a major social impact. Please consult with us in advance of usage of our products in the following listed applications. ① Aerospace equipment ② Power generation equipment such as thermal power, nuclear power etc. ③ Medical equipment ④ Transport equipment (automobiles, trains, ships, etc.) ⑤ Transportation control equipment ⑥ Disaster prevention / crime prevention equipment ⑦ Highly publicized information processing equipment ⑧ Submarine equipment ⑨ Other applications that are not considered general-purpose applications.
- The circuits described as examples in this catalog and the "delivery specifications" are featured in order to show the operations and usage of our products, however, this fact does not guarantee that the circuits are available to function in your equipment systems. We are not in any case responsible for any failures or damage caused by the use of information contained herein. You should examine our products, of which the characteristics are described in the "delivery specifications" and other documents, and determine whether or not our products suit your requirements according to the specifications of your equipment systems. Therefore, you bear final responsibility regarding the use of our products.
Please make sure that you take appropriate safety measures such as use of redundant design and malfunction prevention measures in order to prevent fatal accidents and/or fires in the event any of our products malfunction.
- We strongly recommend our customers to purchase Nippon Chemi-Con products only through our official sales channels. We assume no responsibility for any defects or damages caused by using products purchased from outside our official sales channel or of counterfeit goods. In addition, we will ask the customer to pay the investigation cost for products purchased outside our official sales channel.
- We reserve the right to discontinue production and delivery of products. We do not guarantee that all the products included in this catalog will be available in the future.
The aforementioned does not apply in the case of individual agreements deviating from the foregoing for customer-specific products
- We continually strive to improve the quality and reliability of our products, but in any case that our product does not meet our published specifications, please stop using it promptly and contact us immediately. As for compensation for non-conforming goods delivered by Chemi-Con, we will limit it only to goods found in non-compliance of our published specifications. This may be accomplished by a no cost replacement of non-conforming individual products, a credit of the piece price paid per each individual non-conforming product, or in other ways deemed necessary.
In addition, we have an established system with enhanced traceability, therefore we will limit the applicable lot items for any potential compensation.

[Part Numbering System](#)

[Part Numbering System \(Appendix\)](#)

[Standardization](#)

[Available Items by Manufacturing Locations](#)

[Environmental Measures](#)

[Technical Note](#)

[Precautions and Guidelines](#)

[Recommended Soldering Conditions](#)

[Taping, Lead-preforming and Packaging](#)

[Available Terminals for Snap-in and Screw Mount Type](#)

Looking for pricing, stock, or lifecycle information?

Click below to explore more details on WIN SOURCE:

- ⊖ [View EKHF451ELL121ML35S on WIN SOURCE](#)
- ⊖ [United Chemi-Con Information](#)

Optimize Your Supply Chain with WIN SOURCE Solutions

- ✓ Global Sourcing Solution
- ✓ Obsolete Management
- ✓ Cost Control Management
- ✓ Shortage Management
- ✓ Alternative Solution
- ✓ Excess Inventory Management