



**THE DATASHEET OF
UCH1V101MCL1GS**



ALUMINUM ELECTROLYTIC CAPACITORS

UCH

Chip Type, High Reliability.
Low temperature ESR specification.



For SMD



Long Life

- Added ESR specification after the test at -40°C.
- Applicable to automatic mounting machine fed with carrier tape.
- Compliant to the RoHS directive (2011/65/EU,(EU)2015/863).
- AEC-Q200 Qualified. Please contact us for details.

UCH ← Low ESR **UCZ**



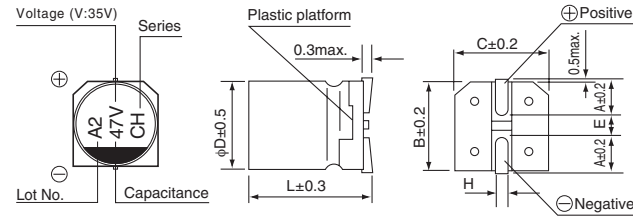
Specifications

Item	Performance Characteristics	
Category Temperature Range	-40 to +125°C	
Rated Voltage Range	25 to 63V	
Rated Capacitance Range	33 to 560μF	
Capacitance Tolerance	±20% at 120Hz, 20°C	
Leakage Current ※	After 2 minutes' application of rated voltage at 20°C, leakage current is not more than 0.01CV (μA).	
Tangent of loss angle (tan δ)	Rated voltage (V)	25 35 50 63
	tan δ (max.)	0.18 0.16 0.16 0.14
Stability at Low Temperature	Rated voltage (V)	25 35 50 63
	Impedance ratio ZT / Z20 (max.)	3 3 3 3
Endurance	The specifications listed at right shall be met when the capacitors are restored to 20°C after the rated voltage is applied for 2000 hours at 125°C.	
	Capacitance change	tan δ
Shelf Life	After storing the capacitors under no load at 125°C for 1000 hours and then performing voltage treatment based on JIS C 5101-4 clause 4.1 at 20°C, they shall meet the specified values for the endurance characteristics listed above.	
	Capacitance change	tan δ
Resistance to soldering heat	The capacitors are kept on a hot plate for 30 seconds, which is maintained at 250°C. The capacitors shall meet the characteristic requirements listed at right when they are removed from the plate and restored to 20°C.	
	Capacitance change	tan δ
Marking	Black print on the case top.	

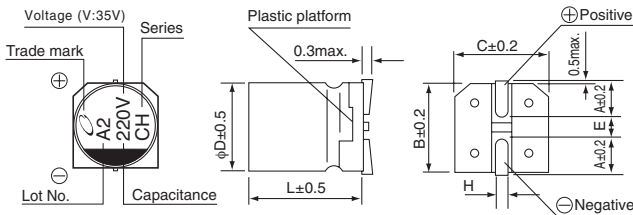
※ I : Leakage Current (μA), C : Rated Capacitance (μF), V : Rated Voltage (V)

Chip Type

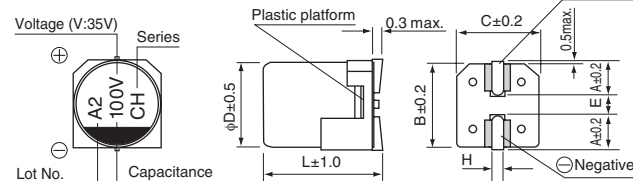
(φ6.3) 【Standard】



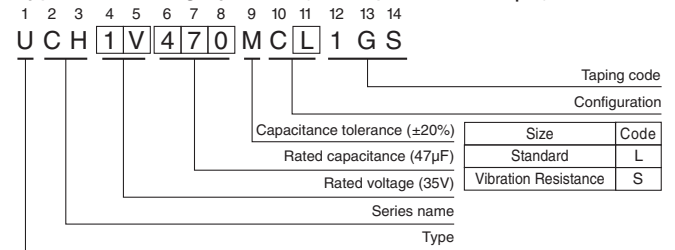
(φ8, φ10) 【Standard】



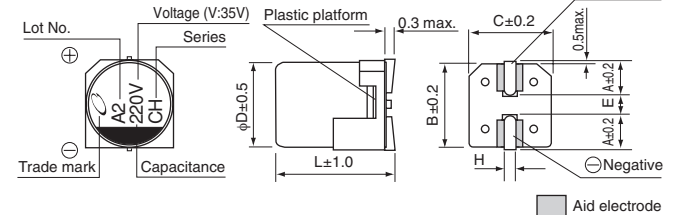
(φ6.3) 【Vibration Resistance】



Type numbering system (Example : 35V 47μF)



(φ8, φ10) 【Vibration Resistance】



Voltage	Standard			Vibration Resistance			
	V	Code	Series	φd	φd	φd	
25	E	V	H	6.3×7.7	8×10	10×10	
35			J				
50							
63							
				6.3×7.7	8×10	10×10	
				A	2.4	2.9	3.2
				B	6.6	8.3	10.3
				C	6.6	8.3	10.3
				E	2.2	3.1	4.5
				L	7.7	10	10
				H	0.5 to 0.8	0.8 to 1.1	0.8 to 1.1
					6.3×7.7	8×10	10×10
				A	2.4	2.9	3.2
				B	6.6	8.3	10.3
				C	6.6	8.3	10.3
				E	2.2	3.1	4.5
				L	7.7	10	10
				H	0.5 to 0.8	1.1 to 1.5	1.1 to 1.5

Frequency coefficient of rated ripple current

Frequency	50Hz	120Hz	300Hz	1kHz	10kHz or more
Coefficient	0.35	0.50	0.64	0.83	1.00

● Dimension table in next page.

UCH

■ Dimensions



Rated Voltage (V) (code)	Rated Capacitance (μ F)	Case Size ϕ D \times L (mm)	tan δ	Leakage Current (μ A) (at 20°C after 2 minutes)	ESR (Ω) max.			Rated Ripple (mArms) (125°C/100kHz)	Part Number
					Initial 20°C 100kHz	Initial -40°C 100kHz	after endurance test 2000hours -40°C 400kHz		
25 (1E)	150	6.3 \times 7.7	0.18	37.5	0.30	3.0	6.0	197	UCH1E151MC□1GS
	330	8 \times 10	0.18	82.5	0.20	2.0	4.5	270	UCH1E331MC□1GS
	560	10 \times 10	0.18	140	0.15	1.5	3.5	500	UCH1E561MC□1GS
35 (1V)	47	6.3 \times 7.7	0.16	16.45	0.30	3.0	6.0	197	UCH1V470MC□1GS
	100	6.3 \times 7.7	0.16	35	0.30	3.0	6.0	197	UCH1V101MC□1GS
	220	8 \times 10	0.16	77	0.20	2.0	4.5	270	UCH1V221MC□1GS
	330	10 \times 10	0.16	115.5	0.15	1.5	3.5	500	UCH1V331MC□1GS
50 (1H)	47	6.3 \times 7.7	0.16	23.5	0.80	8.0	—	150	UCH1H470MC□1GS
	100	8 \times 10	0.16	50	0.40	6.0	—	250	UCH1H101MC□1GS
	220	10 \times 10	0.16	110	0.25	3.0	—	400	UCH1H221MC□1GS
63 (1J)	33	6.3 \times 7.7	0.14	20.79	0.80	8.0	—	150	UCH1J330MC□1GS
	68	8 \times 10	0.14	42.84	0.40	6.0	—	250	UCH1J680MC□1GS
	100	10 \times 10	0.14	63	0.25	3.0	—	400	UCH1J101MC□1GS

□ : Enter the appropriate configuration code.

- For taping specifications, recommended land size/soldering by reflow and minimum order quantity, please refer to the Guidelines for Aluminum Electrolytic Capacitors.

Looking for pricing, stock, or lifecycle information?

Click below to explore more details on WIN SOURCE:

-  [View UCH1V101MCL1GS on WIN SOURCE](#)
-  [Nichicon Information](#)

Optimize Your Supply Chain with WIN SOURCE Solutions

-  Global Sourcing Solution
-  Obsolete Management
-  Cost Control Management
-  Shortage Management
-  Alternative Solution
-  Excess Inventory Management