

WINSOURCE
ELECTRONICS

THE DATASHEET OF
1376385-1



1376385-1 ✓ ACTIVE



Power Key 5.0

TE Internal #: 1376385-1

PCB Mount Header, Vertical, Wire-to-Board, 6 Position, 5 mm [.197 in] Centerline, Fully Shrouded, Tin, Through Hole - Solder, Power, Power Key 5.0

[View on TE.com >](#)

Connectors > PCB Connectors > PCB Headers & Receptacles



PCB Connector Assembly Type: **PCB Mount Header**

PCB Mount Orientation: **Vertical**

Connector System: **Wire-to-Board**

Number of Positions: **6**

Number of Rows: **1**

Features

Electrical Characteristics

Operating Voltage	300 VAC
-------------------	---------

Dimensions

PCB Thickness (Recommended)	1.6 mm[.063 in]
Connector Height	14.1 mm[.55 in]
Connector Length	31.6 mm[1.244 in]

Packaging Features

Packaging Quantity	100
Packaging Method	Bag

Industry Standards

Compatible With Agency/Standards Products	UL, CSA
UL Rating	Recognized
Compatible With Approved Standards Products	UL E28476
Glow Wire Rating	GWT 750°C (Without Flame)
UL Flammability Rating	UL 94V-0



Usage Conditions

Operating Temperature (Max)	105 °C[221 °F]
Operating Temperature Range	-40 – 105 °C[-40 – 221 °F]

Body Features

Connector & Keying Code	A
Primary Product Color	Natural

Mechanical Attachment

Mating Retention Type	Locking Tab
Mating Retention	With
Mating Alignment Type	Keyed
PCB Mount Retention Type	Kinked Legs
PCB Mount Alignment Type	Boss
PCB Mount Retention	With
PCB Mount Alignment	With
Connector Mounting Type	Board Mount
Mating Alignment	With

Termination Features

Rectangular Termination Post & Tail Width	1.1 mm[.044 in]
Rectangular Termination Post & Tail Thickness	.5 mm[.02 in]
Termination Post & Tail Length	3.5 mm[.138 in]
Termination Method to PCB	Through Hole - Solder

Contact Features

Contact Underplating Material	Nickel
Contact Underplating Material Thickness	.8 – 3 µm[31.49 – 118.11 µin]
Contact Size	.5mm, 1.5mm
Contact Mating Area Plating Material Thickness	1 µm[39.37 µin]
Mating Tab Width	1.5 mm[.059 in]
PCB Contact Termination Area Plating Material Thickness	1 µm[39.37 µin]
Contact Shape & Form	Rectangular
Contact Layout	Inline
Contact Base Material	Copper Alloy
Mating Tab Thickness	.5 mm[.02 in]



PCB Contact Termination Area Plating Material	Tin
Contact Mating Area Plating Material	Tin
Contact Type	Tab
Contact Current Rating (Max)	10 A

Housing Features

Housing Material	Nylon 6/6 GF
Centerline (Pitch)	5 mm [.197 in]

Configuration Features

Number of Columns	6
Number of Loaded Positions	6
Number of Power Positions	6
PCB Mount Orientation	Vertical
Number of Positions	6
Number of Rows	1

Product Type Features

Connector Shape	Rectangular
PCB Connector Assembly Type	PCB Mount Header
Connector System	Wire-to-Board
Header Type	Fully Shrouded
Sealable	No
Connector & Contact Terminates To	Printed Circuit Board

Operation/Application

Circuit Application	Power
---------------------	-------

Other

EU RoHS Compliance	Compliant
EU ELV Compliance	Compliant

Product Compliance

[For compliance documentation, visit the product page on TE.com>](#)

EU RoHS Directive 2011/65/EU	Compliant
EU ELV Directive 2000/53/EC	Compliant
China RoHS 2 Directive MIIT Order No 32, 2016	No Restricted Materials Above Threshold



EU REACH Regulation (EC) No. 1907/2006

Current ECHA Candidate List: JUNE 2024 (241)

Candidate List Declared Against: JUNE 2024 (241)

Does not contain REACH SVHC

Halogen Content

Not Low Halogen - contains Br or Cl > 900 ppm.

Solder Process Capability

Wave solder capable to 265°C

Product Compliance Disclaimer

This information is provided based on reasonable inquiry of our suppliers and represents our current actual knowledge based on the information they provided. This information is subject to change. The part numbers that TE has identified as EU RoHS compliant have a maximum concentration of 0.1% by weight in homogenous materials for lead, hexavalent chromium, mercury, PBB, PBDE, DBP, BBP, DEHP, DIBP, and 0.01% for cadmium, or qualify for an exemption to these limits as defined in the Annexes of Directive 2011/65/EU (RoHS2). Finished electrical and electronic equipment products will be CE marked as required by Directive 2011/65/EU. Components may not be CE marked. Additionally, the part numbers that TE has identified as EU ELV compliant have a maximum concentration of 0.1% by weight in homogenous materials for lead, hexavalent chromium, and mercury, and 0.01% for cadmium, or qualify for an exemption to these limits as defined in the Annexes of Directive 2000/53/EC (ELV). Regarding the REACH Regulation, the information TE provides on SVHC in articles for this part number is based on the latest European Chemicals Agency (ECHA) 'Guidance on requirements for substances in articles' posted at this URL: <https://echa.europa.eu/guidance-documents/guidance-on-reach>

Compatible Parts



TE Part # 2174298-1
5mm POWER KEY 3P HDR ASSEMBLY



TE Part # 1376382-5
5mm B-T-W Conn. 2P HDR ASSEMBLY (GWT)



TE Part # 1-1376384-6
5mm B-T-W Conn. 4P HDR ASSEMBLY



TE Part # 1-1376384-5
5mm B-T-W Conn. 4P HDR ASSEMBLY (GWT)



TE Part # 1376437-1
5MM POWER KEY 2P HDR ASSY NUT




TE Part # 1376391-1
5MM POWER KEY 6P PLUG HSG NUT

Also in the Series | **Power Key 5.0**




Connector Contacts(4)



Connector Hardware(4)



Insertion & Extraction Tools(1)




PCB Headers & Receptacles(88)



Power Contacts(4)



Rectangular Power Connectors(51)



Wire-to-Board Headers & Receptacles (88)

Customers Also Bought



TE Part #641936-6
09P MTA156 HDR ASSY F/L W/O#8



TE Part #1-1376382-2
5mm B-T-W Conn. 2P HDR ASSEMBL



TE Part #1376387-1
5mm B-T-W Conn. 6P(2row) HDR A



TE Part #1969730-8
EP2.5 SHROUDED HDR ASSY 8P VERTICAL



TE Part #179839-1
AMP POWER D/LOCK T/HDR ASSY 3P



TE Part #1969730-3
EP2.5 SHROUDED HDR ASSY 3P VERTICAL



TE Part #2-1376383-3
5MM B-T-W CONN. 3P HDR ASSEMBL



TE Part #1376382-1
5mm B-T-W Conn. 2P HDR ASSEMBL



TE Part #1-1376383-2
5mm B-T-W Conn. 3P HDR ASSEMBL



TE Part #2-1376382-3
5mm B-T-W Conn. 2P HDR ASSEMBL

Documents



Product Drawings

[5mm B-T-W Conn. 6P HDR ASSEMBL](#)

English

CAD Files

[3D PDF](#)

3D

Customer View Model

[ENG_CVM_CVM_1376385-1_G.2d_dxf.zip](#)

English

Customer View Model

[ENG_CVM_CVM_1376385-1_G.3d_igs.zip](#)

English

Customer View Model

[ENG_CVM_CVM_1376385-1_G.3d_stp.zip](#)

English

By downloading the CAD file I accept and agree to the [Terms and Conditions](#) of use.

Datasheets & Catalog Pages

[SOFT_SHELL_PIN_SOCKET_CONNECTORS_STANDARD_DENSITY](#)

English

[1-1773881-9 Power Key Connector Quick Reference Guide](#)

English

Product Specifications

[Application Specification](#)

English

Agency Approvals

[VDE Certificate](#)

English

[VDE Certificate](#)

English

Looking for pricing, stock, or lifecycle information?

Click below to explore more details on WIN SOURCE:

[View 1376385-1 on WIN SOURCE](#)

[TE Connectivity Information](#)

Optimize Your Supply Chain with WIN SOURCE Solutions

- ✓ Global Sourcing Solution
- ✓ Obsolete Management
- ✓ Cost Control Management
- ✓ Shortage Management
- ✓ Alternative Solution
- ✓ Excess Inventory Management