



THE DATASHEET OF
1376020-2



1376020-2 ✓ ACTIVE

[Dynamic Series](#) | [Dynamic 2000 Series](#)

TE Internal #: 1376020-2

PCB Mount Header, Horizontal, Wire-to-Board, 12 Position, 2.5 mm
[.099 in] Centerline, Fully Shrouded, Gold, Dynamic 2000 Series

[View on TE.com >](#)



Connectors > PCB Connectors > PCB Headers & Receptacles > DYNAMIC 2000 HDR ASSY



PCB Connector Assembly Type: **PCB Mount Header**

PCB Mount Orientation: **Horizontal**

Connector System: **Wire-to-Board**

Number of Positions: **12**

Number of Rows: **2**

[All DYNAMIC 2000 HDR ASSY \(44\)](#)

Features

Mechanical Attachment

Mating Retention	With
PCB Mount Retention Type	Retention Leg
Mating Alignment Type	Polarization
PCB Mount Retention	With
PCB Mount Alignment	Without
Connector Mounting Type	Board Mount
Mating Alignment	With

Contact Features

Contact Mating Area Plating Material Thickness	.38 μm [15 μin]
Contact Mating Area Plating Material	Gold
Contact Type	Pin
Contact Current Rating (Max)	5 A

Housing Features

Housing Material	Polyester GF
Centerline (Pitch)	2.5 mm[.099 in]

Product Type Features

--	--



PCB Connector Assembly Type	PCB Mount Header
Connector System	Wire-to-Board
Header Type	Fully Shrouded
Sealable	No
Connector & Contact Terminates To	Printed Circuit Board

Configuration Features

PCB Mount Orientation	Horizontal
Number of Positions	12
Number of Rows	2

Body Features

Primary Product Color	Black
-----------------------	-------

Termination Features

Termination Method to PCB	Through Hole - Solder
---------------------------	-----------------------

Usage Conditions

Operating Temperature Range	-55 – 105 °C[-67 – 221 °F]
-----------------------------	----------------------------

Operation/Application

Circuit Application	Power & Signal
---------------------	----------------

Industry Standards

UL Flammability Rating	UL 94V-0
------------------------	----------

Packaging Features

Packaging Method	Tube, Box
------------------	-----------

Other

EU RoHS Compliance	Compliant
EU ELV Compliance	Compliant

Product Compliance

[For compliance documentation, visit the product page on TE.com>](#)

EU RoHS Directive 2011/65/EU	Compliant
EU ELV Directive 2000/53/EC	Compliant
China RoHS 2 Directive MIIT Order No 32, 2016	No Restricted Materials Above Threshold
EU REACH Regulation (EC) No. 1907/2006	Current ECHA Candidate List: JUNE 2024 (241)



Candidate List Declared Against: JUNE 2024 (241)
Does not contain REACH SVHC

Halogen Content	Not Low Halogen - contains Br or Cl > 900 ppm.
Solder Process Capability	Wave solder capable to 265°C


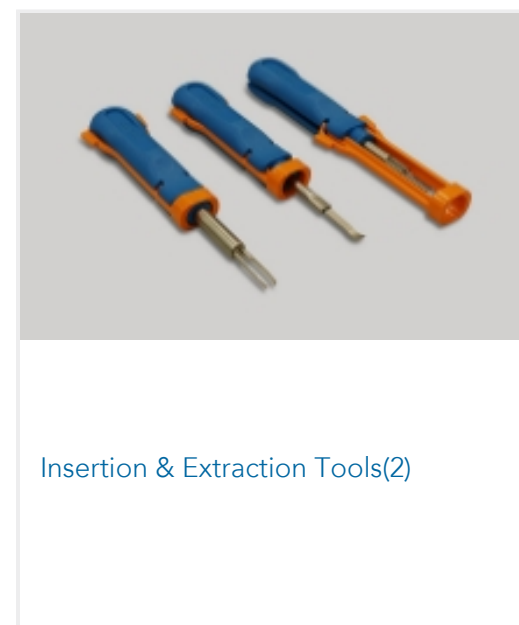


Product Compliance Disclaimer

This information is provided based on reasonable inquiry of our suppliers and represents our current actual knowledge based on the information they provided. This information is subject to change. The part numbers that TE has identified as EU RoHS compliant have a maximum concentration of 0.1% by weight in homogenous materials for lead, hexavalent chromium, mercury, PBB, PBDE, DBP, BBP, DEHP, DIBP, and 0.01% for cadmium, or qualify for an exemption to these limits as defined in the Annexes of Directive 2011/65/EU (RoHS2). Finished electrical and electronic equipment products will be CE marked as required by Directive 2011/65/EU. Components may not be CE marked. Additionally, the part numbers that TE has identified as EU ELV compliant have a maximum concentration of 0.1% by weight in homogenous materials for lead, hexavalent chromium, and mercury, and 0.01% for cadmium, or qualify for an exemption to these limits as defined in the Annexes of Directive 2000/53/EC (ELV). Regarding the REACH Regulation, the information TE provides on SVHC in articles for this part number is based on the latest European Chemicals Agency (ECHA) 'Guidance on requirements for substances in articles' posted at this URL: <https://echa.europa.eu/guidance-documents/guidance-on-reach>

Compatible Parts





Also in the Series | Dynamic 2000 Series





Power Contacts(10)

Wire-to-Board Connector Assemblies
& Housings(54)Wire-to-Board Headers & Receptacles
(44)

Customers Also Bought

TE Part #6469081-1
HMZD 3PR, RECEPTACLE ASSEMBLYTE Part #CAT-D9934-A66B
DYNAMIC 2000 HDR ASSYTE Part #1473668-1
KIT D-5 (D-5 DYNA-CLAMP 3P)TE Part #1-1939638-7
DYNAMIC 1100D HDR ASSY H 34P
XBLACK GOLDTE Part #CAT-D9934-A15F
Header Assembly: Wire-to-Board, 5A,
gold or tin platedTE Part #173801-E
IDCCS SMC 1,27 12 * AU AUI 300 PVCTE Part #2-178139-2
DYNAMIC 3200 HDR H 6P ASSY

Documents

Product Drawings

[DYNAMIC D2100 HDR H ASSY 12P Y](#)

Japanese

CAD Files

Customer View Model

[ENG_CVM_CVM_1376020-2_E.2d_dxf.zip](#)

English

[3D PDF](#)

3D

Customer View Model

[ENG_CVM_CVM_1376020-2_E.3d_igs.zip](#)

English

Customer View Model

[ENG_CVM_CVM_1376020-2_E.3d_stp.zip](#)

English

By downloading the CAD file I accept and agree to the [Terms and Conditions](#) of use.



Product Specifications

Dynamic Connector D-2000 Series

Japanese

Application Specification

Japanese

Agency Approvals

Agency Approval Document

English

Looking for pricing, stock, or lifecycle information?

Click below to explore more details on WIN SOURCE:

[View 1376020-2 on WIN SOURCE](#)

[TE Connectivity Information](#)

Optimize Your Supply Chain with WIN SOURCE Solutions

- ✓ Global Sourcing Solution
- ✓ Obsolete Management
- ✓ Cost Control Management
- ✓ Shortage Management
- ✓ Alternative Solution
- ✓ Excess Inventory Management