



THE DATASHEET OF
1300570003



Assembly Instructions for RJ Lnx Field Attachable Connector ENSAM315 & ENQAM315



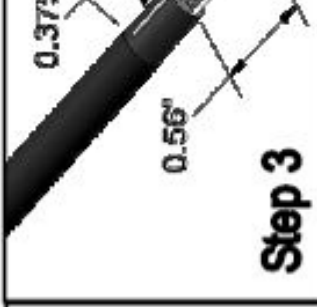
Step 1

Place o-ring and coupling nut onto housing.



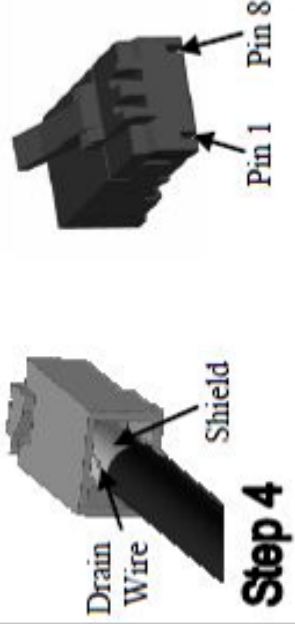
Step 2

Slide compression nut, grommet & housing on cable.



Step 3

Strip & prepare conductors to .56".



Step 4

Arrange conductors, install plug and crimp.

Pin #	568A	568B
1	white/green	white/orange
2	green	orange
3	white/orange	white/green
4	blue	blue
5	white/blue	white/blue
6	orange	green
7	white/brown	white/brown
8	brown	brown



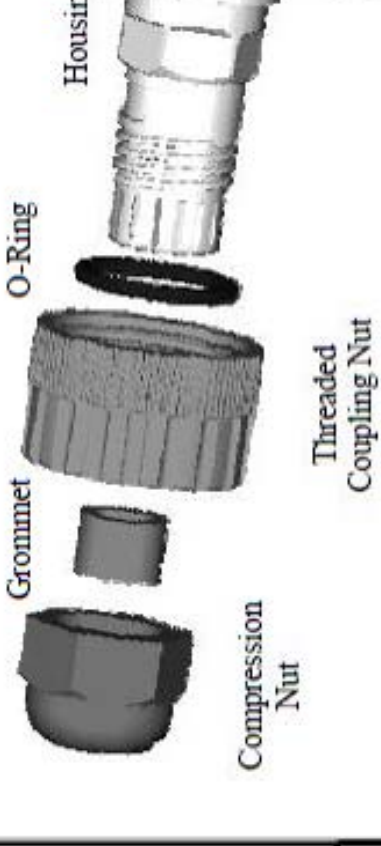
Step 5

Slide crimped conductors into housing.



Step 6

Slide grommet into housing and tighten compression nut to 25 in/lbs.



Looking for pricing, stock, or lifecycle information?

Click below to explore more details on WIN SOURCE:

 [View 1300570003 on WIN SOURCE](#)

 [Molex, LLC Information](#)

Optimize Your Supply Chain with WIN SOURCE Solutions

-  Global Sourcing Solution
-  Obsolete Management
-  Cost Control Management
-  Shortage Management
-  Alternative Solution
-  Excess Inventory Management