



**THE DATASHEET OF  
ESC-327681220B20-07**



Jiangsu Everstar Electronics Co., Ltd.

**Address:**No.6 Xiangshan Rd, Tianmuhu Industry Park, Liyang City, Jiangsu Province, China

**TEL:** +86-519-87557772

**FAX:** +86-519-87557773

**Http:** www.everstarelect.com

## DATA SHEET

ESL NO.. : ESC-327681220B20-07

CUS NO. :

REV : A / 0

Producer: Eden

Auditor: \_\_\_\_\_

Approver: Jack

CUSTOMER'S APPROVAL : \_\_\_\_\_

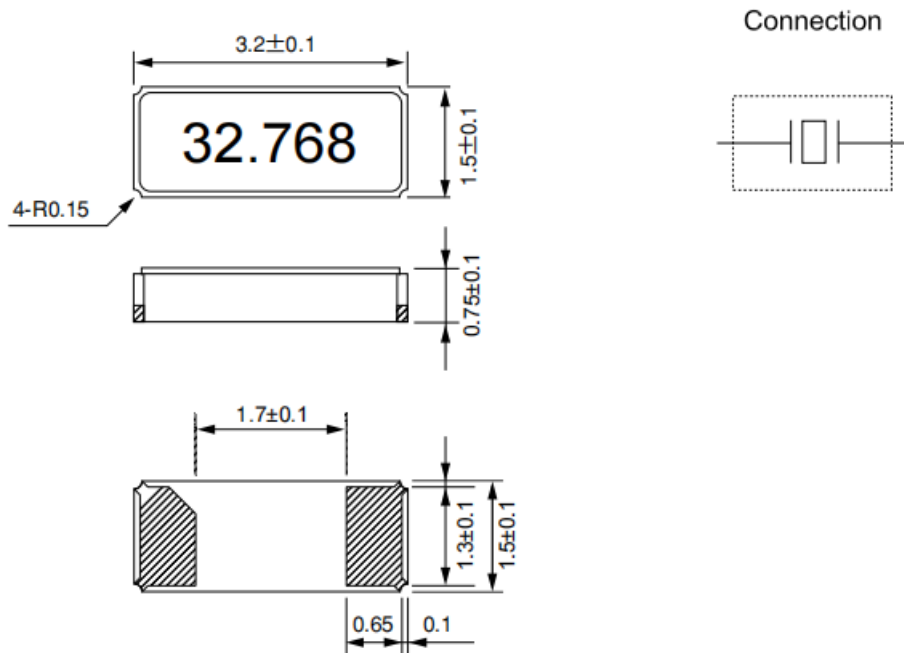
DCC : \_\_\_\_\_

# CJK07 Quartz Crystal

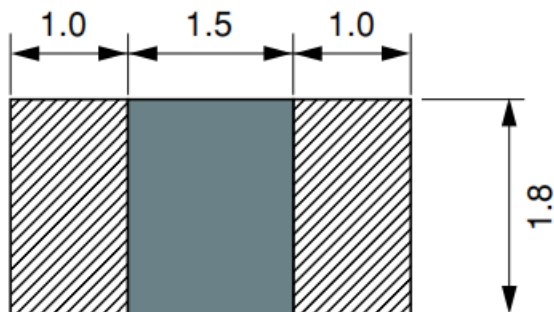
ESC-327681220B20-07

REV:A / 0

## Package Outline Dimensions



## Suggested Pad Layout



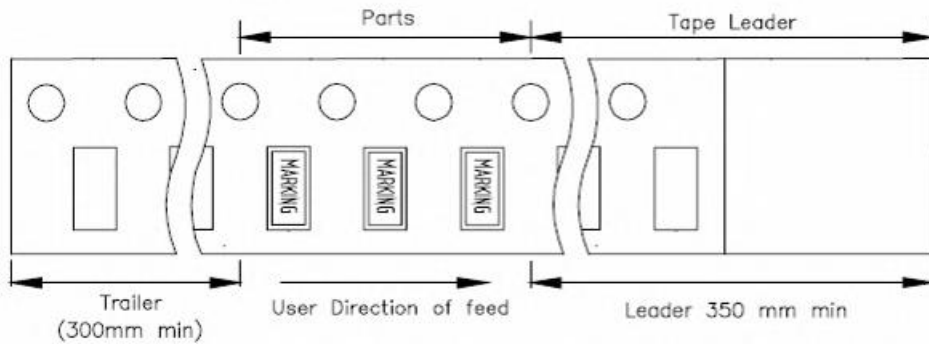
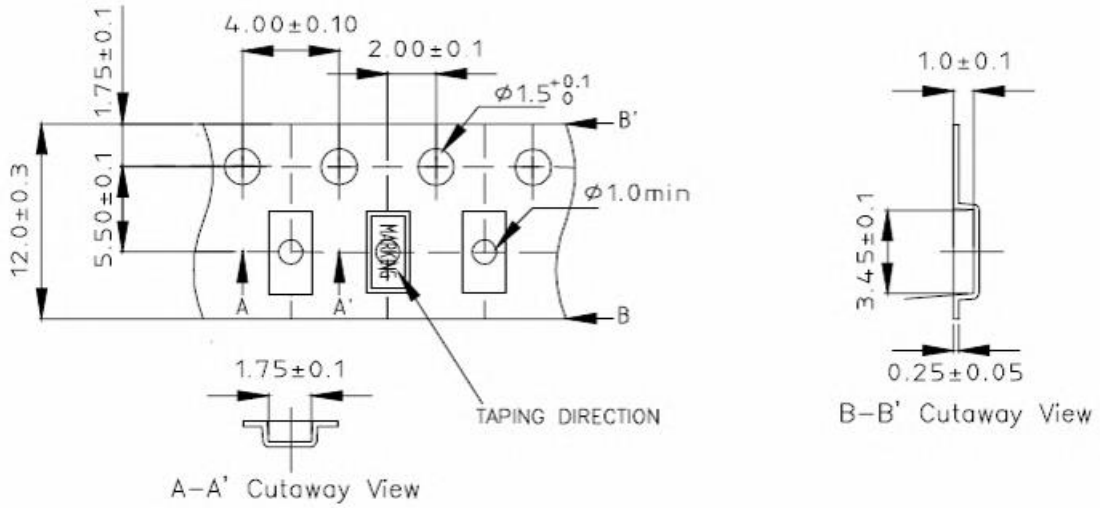
# CJK07 Quartz Crystal

ESC-327681220B20-07

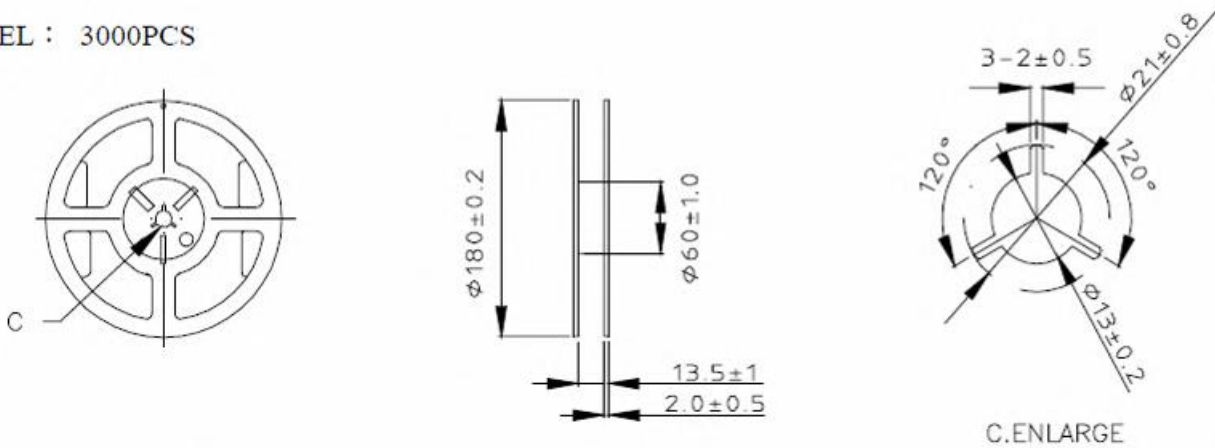
REV:A / 0

## Tape and Reel

### 1. CARRIER TYPE



### 2. REEL : 3000PCS



# CJK07 Quartz Crystal

ESC-327681220B20-07

REV:A / 0

## 1. Scope:

This specification applies to the RoHS/HF compliance quartz crystal unit with a frequency of 32.768KHz which will be used in crystal oscillator applications.

## 2. Construction:

2.1 Type of Quartz Resonator: CJK07

## 3. Electrical Characteristics

3.1 Mode of Vibration:	+2°X-cut , Fundamental
3.2 Nominal frequency(F):	32.768KHz
3.3 Load Capacitance(C <sub>L</sub> ):	12.5PF
3.4 Frequency Tolerance at 25 °C	±20ppm
3.5 Series Resistance(R <sub>r</sub> ):	70 KΩ Max
3.6 Quality Factor(Q):	60K TYP
3.7 Turnover Temperature(T <sub>o</sub> ):	25 °C ± 5 °C
3.8 Temperature Coefficient(K):	-0.035±0.006 ppm/ °C <sup>2</sup>
3.9 Operation Temperature:	-40 °C ~ +85 °C
3.10 Preservation Temperature:	-55 °C ~ +125 °C
3.11 Shunt Capacitance(C <sub>o</sub> ):	1.5PF Typical
3.12 Aging 1st Year(Δf /f):	±5 ppm max.
3.13 Shock Resistance:	±5 ppm max.
3.14 Capacitance Ratio(C <sub>o</sub> /C <sub>1</sub> ):	520 Typical
3.15 Insulation Resistance:	500MΩ at DC 100V±15V
3.16 Drive Level:	1 μ W

# CJK07 Quartz Crystal

ESC-327681220B20-07

REV:A / 0

## 4. Reliability Specifications

This is the quality control and quality assurance and reliability tests performance data for the RoHS/HF compliance 32.768KHz SMD3215 Quartz Crystal.

related to the specification and approval sheet provided by JSCJ .

Standard test condition (TEMP.: 20±5°C. Relative humidity: 65±20%)

For any discrepancy in GO/NG, test will be done at TEMP.25±2°C, R.H. 65±5%.

NO.	PROCESS	SPECIFICATION	TEST METHOD
4.1	Temperature Cycle (GB/T 2423.22-2002, Method Nb)	Frequency change after test $\leq \pm 5$ ppm. Resonance resistance change after test $\leq 10$ ohms.	10 cycles from -55°C to 125°C. Measurement taken after DUT being left at room temperature for 24±2 hours.
4.2	Low Temperature Storage (GB/T 2423.1-2001, Method Aa)	Frequency change after test $\leq \pm 5$ ppm. Resonance resistance change after test $\leq 10$ ohms.	Spending 72 hrs at -55°C±3°C constant temperature. Measurement taken after DUT being left at room temperature for 24±2 hours.
4.3	High Temperature Storage (GB/T 2423.2-2001, Method Ba)	Frequency change after test $\leq \pm 5$ ppm. Resonance resistance change after test $\leq 10$ ohms.	Spending 72 hrs at 125°C±3°C constant temperature. Measurement taken after DUT being left at room temperature for 24±2 hours.
4.4	Humidity (GB/T 2423.3-2006, Method Cab)	Frequency change after test $\leq \pm 5$ ppm. Resonance resistance change after test $\leq 10$ ohms.	Spending 96 hrs at 40 °C ± 3 °C, with 93 %R.H, Then keep the DUT in dry oven at 40 ± 5 °C for 24 hour. Measurement taken after DUT being left at room temperature for 1 to 2 hours.
4.5	Vibration (GB/T 2423.10-1995, Method Fc)	Frequency change after test $\leq \pm 5$ ppm. Resonance resistance change after test $\leq 10$ ohms.	Apply 0.75mm vibration at sweep frequency 10~500 Hz, 10 cycles in each direction of 3 axis. Measurement taken after 1 hour.
4.6	Shock (GB/T 2423.5-1995, Method Ea)	Frequency change after test $\leq \pm 5$ ppm. Resonance resistance change after test $\leq 10$ ohms. and exhibit no visible damage.	Peak 1000m/s <sup>2</sup> , normal width 6ms half sine wave form, 3.7m/s, 3 perpendicular axis of samples, 3 cycles / direction, total 18 cycles. Measurement taken after 1 hour.
4.7	Drop (GB/T 2423.8-1995, Method Ed)	Frequency change after test $\leq \pm 5$ ppm. Resonance resistance change after test $\leq 10$ ohms. and exhibit no visible damage.	Free drop to the steel plate with thickness of 3 mm from 0.75 m heights for 3 times.
4.8	Solderability ( IEC60068-2-58, Test Td:)	Terminals shall be covered more then 95% with solder.	Passed through the re-flow oven under the following condition. Preheat 150 to 180°C for 60 to 120sec, and soldering time for 20s ± 5s at 235°C, peak soldering time for 10s ± 1s between 240 and 250°C. There is no need to do functional test. 8-12X magnifier.
4.9	Terminal Strength (JIS-C-6429 Method 1 & 2 )	No visible damage	Mount on a glass-epoxy board (100x50x1.6mm), then bend to 2mm displacement (velocity 1mm/sec) and keep for 5 seconds. or pulling force 0.5kg for at least 60 seconds.
4.10	Resistance to Soldering Heat (IEC60068-2-58, Test Td: Table 4)	Frequency change after test $\leq \pm 5$ ppm. Resonance resistance change after test $\leq 10$ ohms.	Passed through the re-flow oven under the following condition. Preheat 150 to 180°C for 60 to 120sec, and soldering time for 60s max at 235°C, peak soldering time for 20s max at 265°C max. Measurement taken after DUT being left at room temperature for at least 2 hours.
4.11	OTHERS		

Notes: The above test items and judgment standards are for reference only, and the actual reliability report shall prevail.

# CJK07 Quartz Crystal

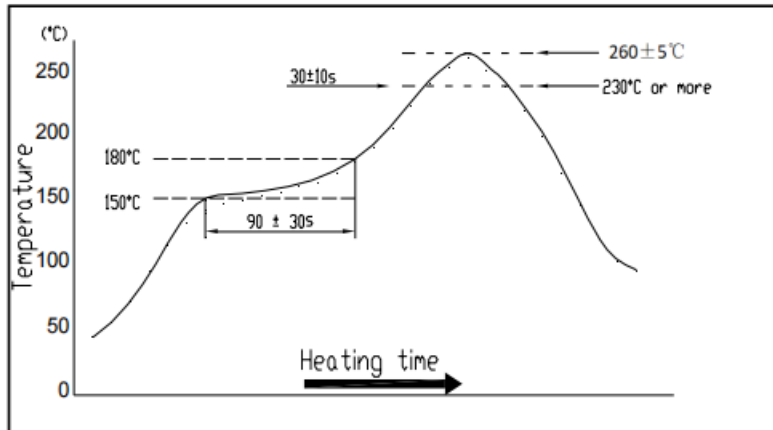
ESC-327681220B20-07

REV:A / 0

## 5. Recommended Reflow soldering condition (SMD)

Solder profile

Peak:  $260 \pm 5^\circ\text{C}$  Soldering zone:  $230^\circ\text{C}$  or more,  $30 \pm 10\text{s}$ . Pre-heating zone 1:  $150 \sim 180^\circ\text{C}$ ,  $90 \pm 30\text{s}$



Temperature profile for reflow soldering

## 6. Soldering iron method

Bit temperature:  $350 \pm 10^\circ\text{C}$  Application time of soldering iron:  $3+1\text{ s}$ . For other procedures, refer to IEC 60068-2-20.

## Looking for pricing, stock, or lifecycle information?

Click below to explore more details on WIN SOURCE:

- [View ESC-327681220B20-07 on WIN SOURCE](#)
- [Shanghai Everstar Electronics Co., Ltd. Information](#)

## Optimize Your Supply Chain with WIN SOURCE Solutions

- ✓ Global Sourcing Solution
- ✓ Obsolete Management
- ✓ Cost Control Management
- ✓ Shortage Management
- ✓ Alternative Solution
- ✓ Excess Inventory Management