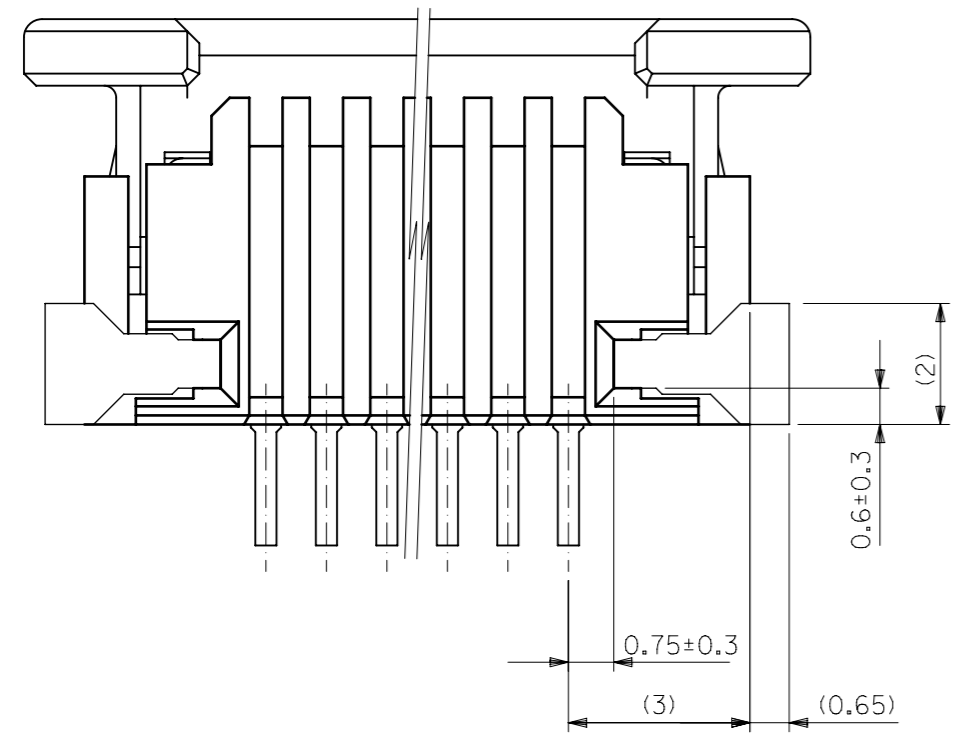
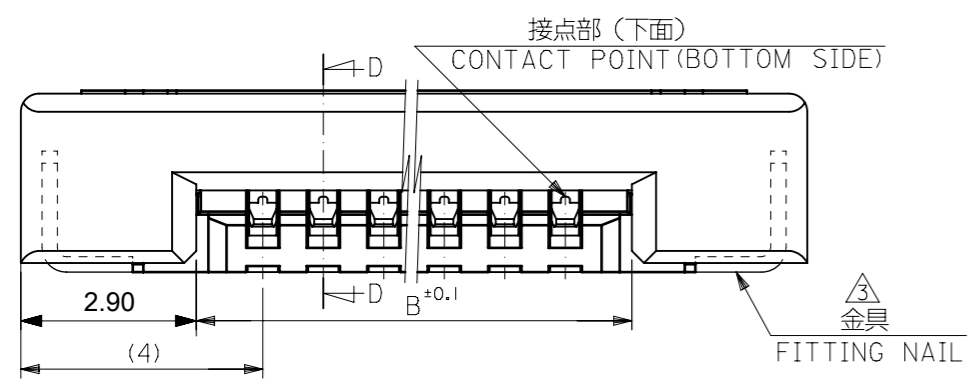
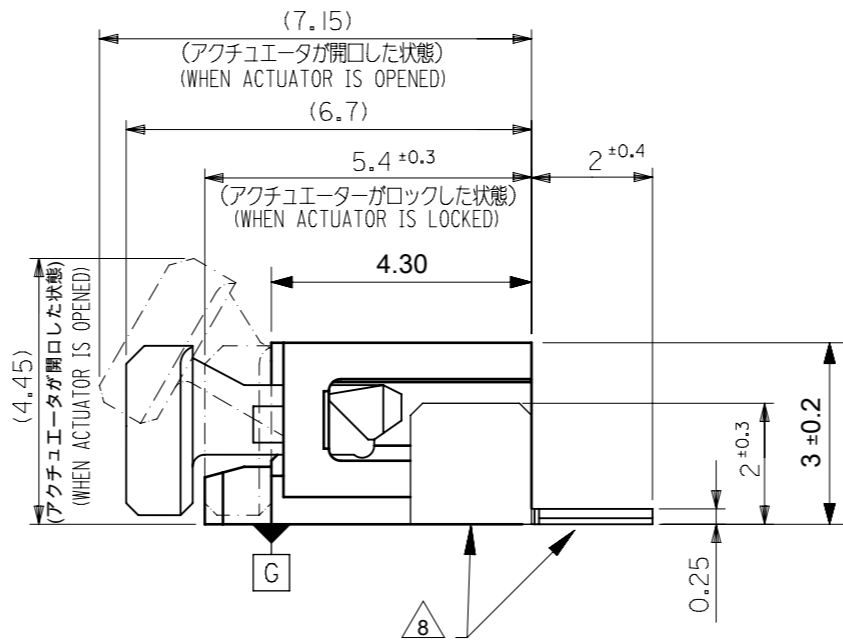
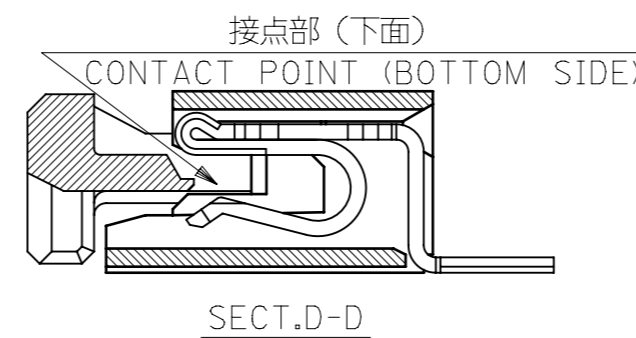
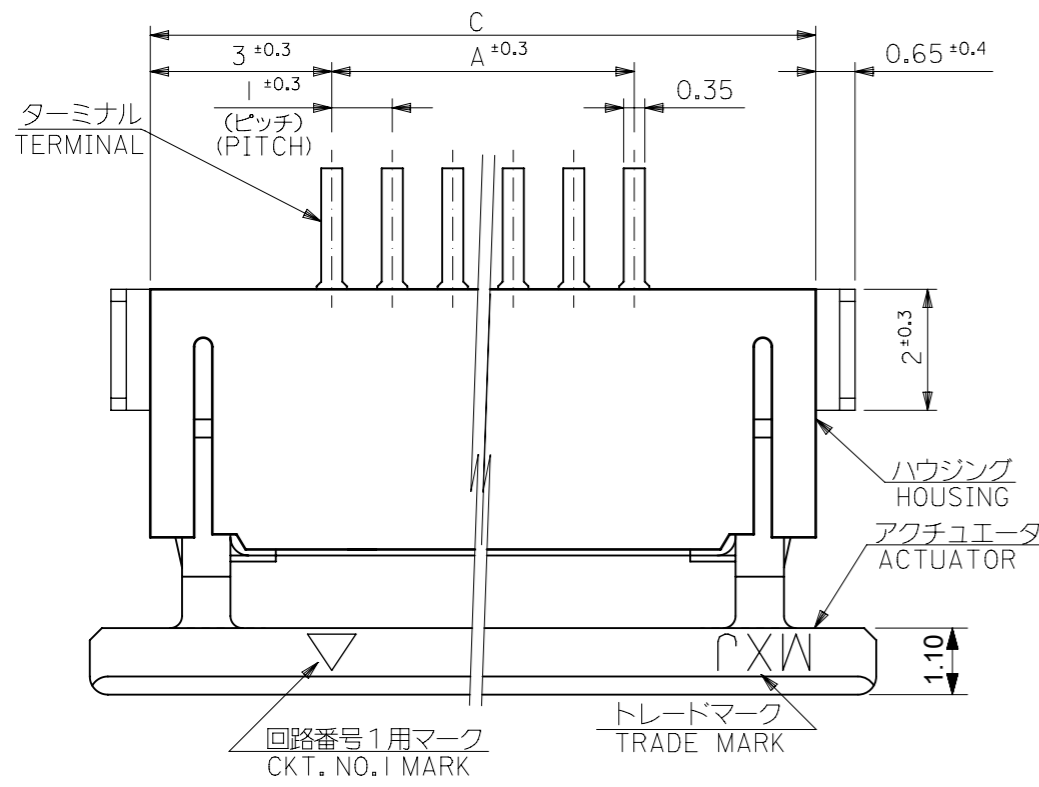




**THE DATASHEET OF**  
**0522713079**





注記 NOTES

- △ 接点部までの嵌合長さ。  
LENGTH TO CONTACT POINT.
- 2. 使用材料 MATERIAL  
ハウジング : 46ナイロン, UL94V-0  
HOUSING : 46NYLON, UL94V-0  
アクチュエータ : PPS, UL94V-0  
ACTUATOR : PPS, UL94V-0  
ターミナル : リン青銅 (t=0.25)  
TERMINAL : PHOS-BRO.(t=0.25)  
メッキ : 錫ビスマスメッキ 1. 0マイクロメートル以上  
PLATING : TIN-BISMUTH 1.0 MICROMETER MINIMUM  
メッキ : ニッケル下地 1. 0マイクロメートル以上  
PLATING : NICKEL(UNDER PLATING) 1.0 MICROMETER MINIMUM  
金具 : 銅合金 (t=0.25)  
FITTING NAIL : COPPER ALLOY (t=0.25)  
メッキ : 錫メッキ 1. 0マイクロメートル以上  
PLATING : TIN 1.0 MICROMETER MINIMUM  
メッキ : ニッケル下地 1. 0マイクロメートル以上  
PLATING : NICKEL(UNDER PLATING) 1.0 MICROMETER MINIMUM
- △ 3. パターンはくり止め用金具  
FITTING NAIL FOR PREVENTION OF PEELING OF P.C.B.PATTERN.
- 4. エンボステープ梱包時は、アクチュエータがロックした状態とする。  
WHEN CONNECTOR IS SHIPPED, ACTUATOR SHOULD BE LOCKED.
- △ 5. FPC挿入深さ。  
INSERTION DEPTH OF FPC
- △ 6. パターン書き込み禁止エリア。  
NO FOOT PRINT AREA.
- 7. 本製品は 5 2 2 7 1 - \* \* 9 0 の鉛フリー品である。  
THIS PRODUCT IS LEAD FREE OF 52271-\*\*90
- △ 8. テール及び金具の平坦度は、0.15以下とする。  
TAIL AND NAIL COPLANARITY TO BE 0.15 MAXIMUM.

35	31.2	29	52271-3079	30
34	30.2	28	52271-2979	29
33	29.2	27	52271-2879	28
32	28.2	26	52271-2779	27
31	27.2	25	52271-2679	26
30	26.2	24	52271-2579	25
29.0	25.2	23	52271-2479	24
28.0	24.2	22	52271-2379	23
27.0	23.2	21	52271-2279	22
26.0	22.2	20	52271-2179	21
25.0	21.2	19	52271-2079	20
24.0	20.2	18	52271-1979	19
23.0	19.2	17	52271-1879	18
22.0	18.2	16	52271-1779	17
21.0	17.2	15	52271-1679	16
20.0	16.2	14	52271-1579	15
19.0	15.2	13	52271-1479	14
18.0	14.2	12	52271-1379	13
17.0	13.2	11	52271-1279	12
16.0	12.2	10	52271-1179	11
15.0	11.2	9	52271-1079	10
14.0	10.2	8	52271-0979	9
13.0	9.2	7	52271-0879	8
12.0	8.2	6	52271-0779	7
11.0	7.2	5	52271-0679	6
10.0	6.2	4	52271-0579	5
9.00	5.2	3	52271-0479	4
C	B	A	EMBOSSED PACKAGE	CKT No.
Order No.				

THIS DRAWING CONTAINS INFORMATION THAT IS PROPRIETARY TO MOLEX ELECTRONIC TECHNOLOGIES, LLC AND SHOULD NOT BE USED WITHOUT WRITTEN PERMISSION							
DIMENSION UNITS <b>mm</b>	SCALE <b>8:1</b>	CURRENT REV DESC:					
GENERAL TOLERANCES (UNLESS SPECIFIED)		<p style="text-align: center;"><b>molex</b></p> <p style="text-align: center;">1.0 FPC CONN ZIF SMT (BOTTOM CONTACT) -LEAD FREE-</p> <p style="text-align: center;">PRODUCT CUSTOMER DRAWING</p>					
ANGULAR TOL	± 3.0 °						
4 PLACES	± 0.2						
3 PLACES	± 0.2						
2 PLACES	± 0.2						
1 PLACE	± 0.25						
0 PLACES	± 0.3						
DRAFT WHERE APPLICABLE MUST REMAIN WITHIN DIMENSIONS		THIRD ANGLE PROJECTION	DRAWING	SERIES	MATERIAL NUMBER	CUSTOMER	SHEET NUMBER
			A3-SIZE	52271	SEE TABLE	GENERAL MARKET	1 OF 2



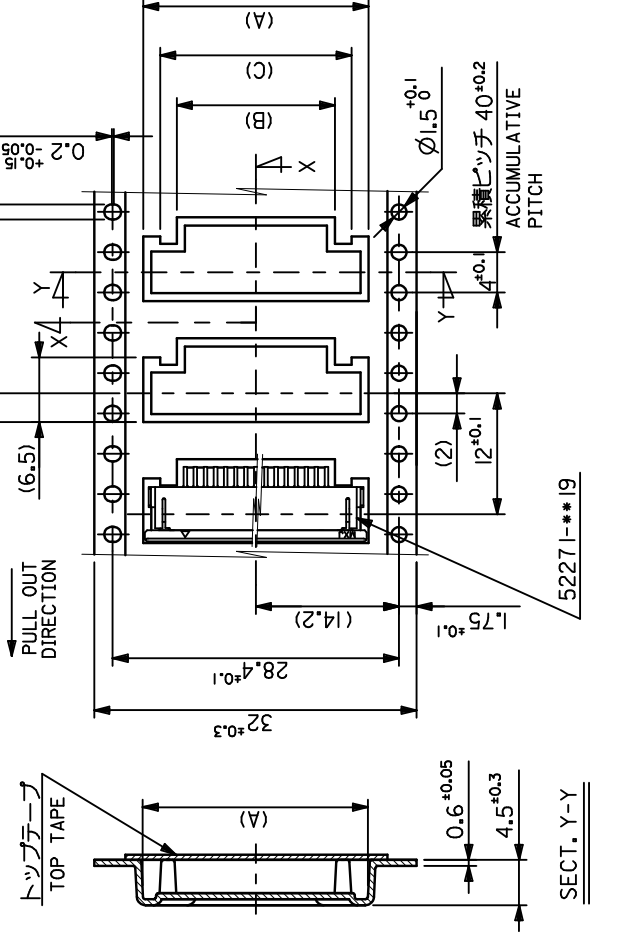


10 9 8 7 6 5 4 3

F  
引き出し方向  
PULL OUT  
DIRECTION

トッブテープ  
TOP TAPE

トッブテープ  
TOP TAPE

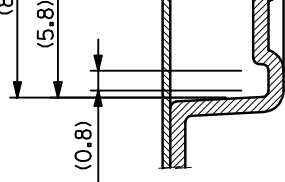


SECT. Y-Y

52271-\*\*-19

SECT. Z-Z

52271-\*\*-19



A	32	37.4	33.4	7	52271-1279	12	
	16	12.4	19.35				13
B	44	49.4	45.4	7	52271-2779	21	
	26	22.4	29.35				22
	25	21.4	28.35				21
	24	20.4	27.35				20
	23	19.4	26.35				19
	22	18.4	25.35				18
	21	17.4	24.35				17
	20	16.4	23.35				16
	19	15.4	22.35				15
	18	14.4	21.35				14
C	31	27.4	34.35	7	52271-2779	27	
	30	26.4	33.35				26
D	29	25.4	32.35	7	52271-2779	25	
	28	24.4	31.35				24
E	27	23.4	30.35	7	52271-2779	23	
	26	22.4	29.35				22

キャリアテープ  
CARRIER TAPE WIDTH  
td\_frame A3 J ME S  
Rev. E 2006/04/15

REVISED	EC NO: J2009-2061	DRWN:TKON	2009/05/20	A	DESCRIPTION
REVISED	2009/05/21	CHKD:MATSUMOTO	2009/05/21	A	累積ピッチ 40±0.2
REVISED	2009/05/21	APPR:NUKITA	2009/05/21	A	累積ピッチ 40±0.2

GENERAL TOLERANCES (UNLESS SPECIFIED)	10 UNDER ±0.2	10 OVER 30 UNDER ±0.25	30 OVER ±0.3	ANGULAR	DRAFT WHERE APPLICABLE MUST REMAIN WITHIN DIMENSIONS
SIZE	A3				
THIS DRAWING CONTAINS 1	SEE TABLE				
INCORPORATED AND SHOULD	SEE TABLE				

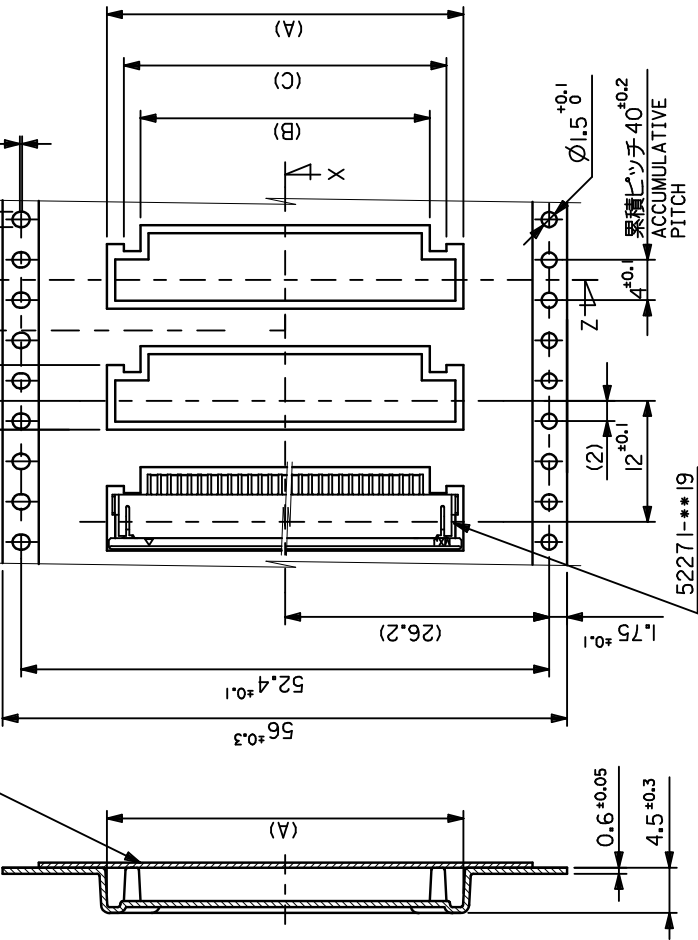
MM ONLY	DIMENSION STYLE	SCALE
H. KAWABATA	DRAWN BY	2004/03/12
K. TOJO	CHECKED BY	2004/03/12
M. SASAO	APPROVED BY	2004/03/12
material no.	MATERIAL NO.	2004/03/12
DOCUMENT	TITLE	DOCUMENT

3 4 5 6 7 8 9

F

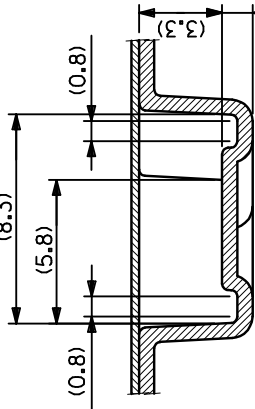
トップテープ  
TOP TAPE

引き出し方向  
PULL OUT  
DIRECTION



SECT. Z-Z

B



SECT. X-X

A

56	61.4	57.4	34	30.4	37.35	52271-3079	30
			33	29.4	36.35	52271-2979	29
			32	28.4	35.35	52271-2879	28
			E	D	(C)	(B)	(A)
			キャリアテープ CARRIER TAPE WIDTH		MATERIAL NO.		個数 QTY.

td\_frame A3 J ME\_S  
Rev. E 2006/04/15

REVISED	EC NO: J2009-2061	DRMN:TKON	2009/05/20	DESCRIPTION	REV
REVISED		CHKD:MATSUMOTO	2009/05/21		A
REVISED		APPR:NUKITA	2009/05/21		6

GENERAL TOLERANCES (UNLESS SPECIFIED)		DIMENSION STYLE	
10 UNDER	±0.2	MM ONLY	---
10 OVER	30 UNDER	DRAWN BY	H. KAWABATA
30 OVER	±0.25	CHECKED BY	K. TOJO
ANGULAR	±0.3	APPROVED BY	M. SASAO
DRAFT WHERE APPLICABLE MUST REMAIN WITHIN DIMENSIONS		DATE	2004/03/12
SEE TABLE		DATE	2004/03/12
SIZE THIS DRAWING CONTAINS		MATERIAL NO.	2004/03/12
A3		DOCUMENT	role

THIS DRAWING CONTAINS INCORPORATED AND SHOULD

## Looking for pricing, stock, or lifecycle information?

Click below to explore more details on WIN SOURCE:

 [View 0522713079 on WIN SOURCE](#)

 [Molex, LLC Information](#)

## Optimize Your Supply Chain with WIN SOURCE Solutions

-  Global Sourcing Solution
-  Obsolete Management
-  Cost Control Management
-  Shortage Management
-  Alternative Solution
-  Excess Inventory Management