



THE DATASHEET OF
050706.3MXP



507 Series Lead-Free 3AB Fuse



Description

A 650VDC rated ceramic fuse in a compact 6.3 x 32mm package, which is well suited for circuit protection in high energy applications.



Features

- Rated voltage @ 650VDC
- Available in cartridge and axial lead version
- RoHS compliant and Lead-free

Applications

- High Voltage DC power application
- Inverter
- DC-DC Converter
- High voltage Power Supplies

Agency Approvals

Agency	Agency File Number	Ampere Range
	E10480	1A~8A
	N/A	1A~8A

Additional Information



Datasheet



Resources





Samples

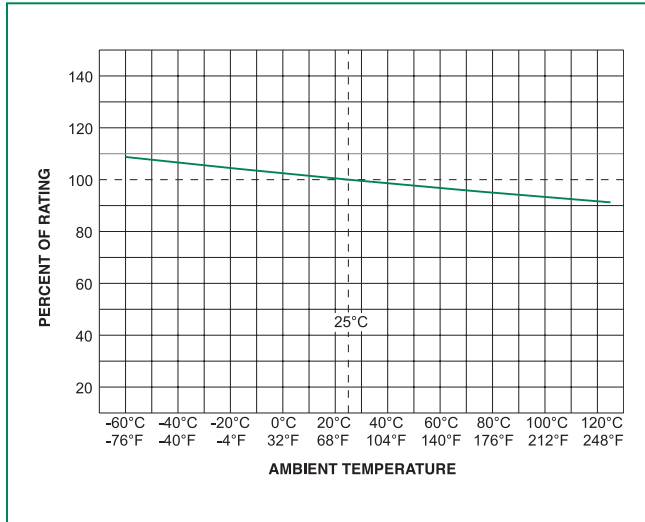
Electrical Characteristics for Series

% of Ampere Rating	Ampere Rating	Opening Time
100%	1A~8A	4 Hours, Minimum
200%		120 Seconds, Maximum

Electrical Characteristic Specifications by Item

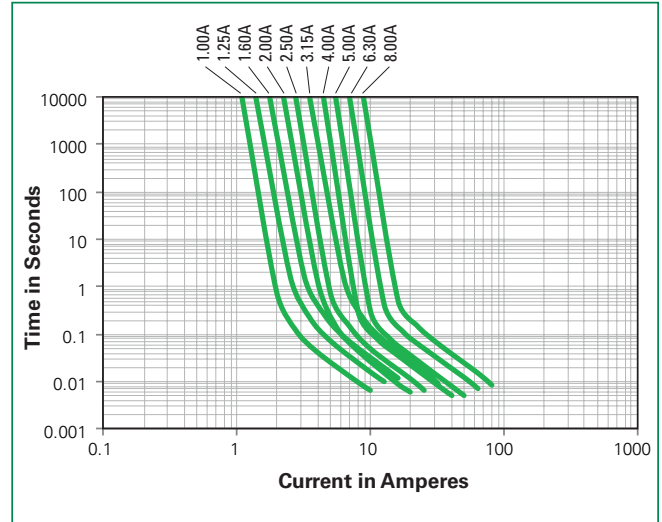
Amp Code	Ampere Rating (A)	Max. Voltage Rating (V)	Interrupting Rating	Nominal Cold Resistance (Ohms)	Nominal Melting I ² t (A ² sec)	Agency Approvals	
							
001.	1	650VDC	150A@650VDC	0.37	0.6	x	x
1.25	1.25			0.23	1.5	x	x
01.6	1.6			0.165	2.9	x	x
002.	2			0.115	2.3	x	x
02.5	2.5			0.083	4.1	x	x
3.15	3.15			0.056	9.3	x	x
004.	4			0.055	8	x	x
005.	5			0.042	12.5	x	x
06.3	6.3			0.0285	29	x	x
008.	8	0.0207	53	x	x		

Temperature Re-rating Curve

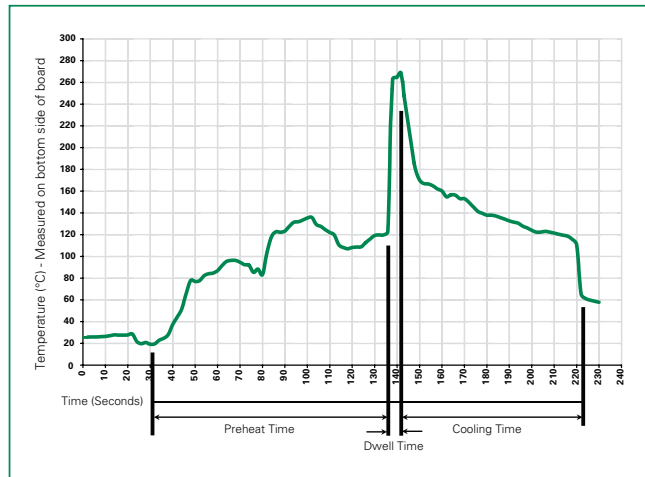


Note:
 Rerating depicted in this curve is in addition to the standard derating of 25% for continuous operation.

Average Time Current Curves



Soldering Parameters - Wave Soldering



Recommended Process Parameters:

Wave Parameter	Lead-Free Recommendation
Preheat: (Depends on Flux Activation Temperature)	(Typical Industry Recommendation)
Temperature Minimum:	100°C
Temperature Maximum:	150°C
Preheat Time:	60-180 seconds
Solder Pot Temperature:	260°C Maximum
Solder Dwell Time:	2 to 5 seconds

Recommended Hand-Solder Parameters:

Solder Iron Temperature: 350°C +/- 5°C
 Heating Time: 5 seconds max.

Note: These devices are not recommended for IR or Convection Reflow process.

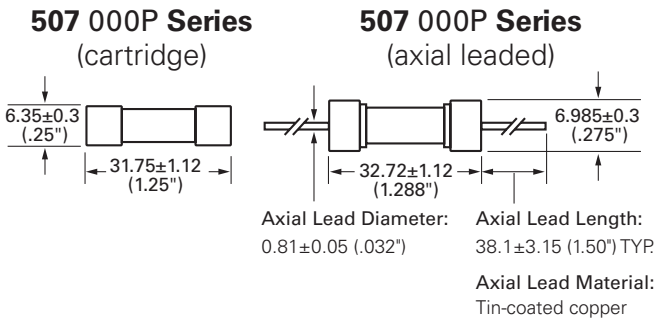
Product Characteristics

Materials	Body : Ceramic Cap : Nickel-plated brass Leads : Tin-plated Copper
Terminal Strength	MIL-STD-202, Method 211, Test Condition A
Solderability	MIL-STD-202 Method 208
Product Marking	Cap1 : Brand logo, current and voltage ratings Cap2 : Series and agency approval marks

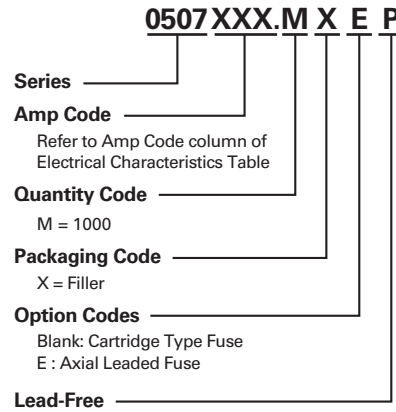
Operating Temperature:	-55°C to 125°C.
Thermal Shock:	MIL-STD-202, Method 107, Test Condition B: (5 cycles -65°C to +125°C)
Vibration	MIL-STD-202, Method 201
Humidity	MIL-STD-202, Method 103, Test Condition A: High relative humidity (95%) and elevated temperature (40°C) for 240 hours
Salt Spray	MIL-STD-202, Method 101, Test Condition B

Dimensions

Measurements displayed in millimeters (inches)



Part Numbering System



Packaging

Packaging Option	Packaging Specification	Quantity	Quantity & Packaging Code	Reel Size
507 Series				
Bulk	N/A	1000	MX	N/A
Bulk	N/A	1000	MXE	N/A

Looking for pricing, stock, or lifecycle information?

Click below to explore more details on WIN SOURCE:

 [View 050706.3MXP on WIN SOURCE](#)

 [Littelfuse Inc. Information](#)

Optimize Your Supply Chain with WIN SOURCE Solutions

-  Global Sourcing Solution
-  Obsolete Management
-  Cost Control Management
-  Shortage Management
-  Alternative Solution
-  Excess Inventory Management