



**THE DATASHEET OF  
0216008.MXESPP**



## 216SP Series, 5×20 mm, Fast-Acting Fuse



### Description

The 216SP Series is a 5×20mm fast-acting ceramic body cartridge fuse designed to IEC specification.

### Features

- Conforms with the international IEC 60127-2 for use globally
- High breaking capacity
- Meets Standard Sheet 1 of IEC 60127-2 as a Fast-Acting fuse
- RoHS compliant and lead-free

### Applications

Used as supplementary protection in appliance or utilization equipment to provide individual protection for components or internal circuits.

### Agency Approvals

Agency	Agency File Number	Ampere Range
	NBK080205-E10480B NBK250702-E10480F	1A – 5A 6.3A – 10A
	CCC self-declaration No.: 2020970207000049	1A – 10A
	SU05001-11001A SU05001-11002A	1A – 2.5A 3.15A – 6.3A
	E10480	1A – 10A
	29862	1A – 10A
	40013834	1 – 6.3A
	J50248090	8A, 10A
	N/A	1A – 10A

### Electrical Characteristics for Series

% of Ampere Rating	Ampere Rating	Opening Time
210%	1A – 4A	30 minutes, Maximum
	5A – 6.3A	30 minutes, Maximum
	8A – 10A	30 minutes, Maximum
275%	1A – 4A	0.01 sec., Min.; 2 sec. Max.
	5A – 6.3A	0.01 sec., Min.; 3 sec. Max.
	8A – 10A	0.04 sec., Min.; 20 sec. Max.
400%	1A – 4A	0.003 sec., Min.; 0.3 sec. Max.
	5A – 6.3A	0.003 sec., Min.; 0.3 sec. Max.
	8A – 10A	0.01 sec., Min.; 1.0 sec. Max.
1000%	1A – 4A	0.02 seconds, Maximum
	5A – 6.3A	0.02 seconds, Maximum
	8A – 10A	0.03 seconds, Maximum

### Additional Information



Datashheet



Resources



Samples

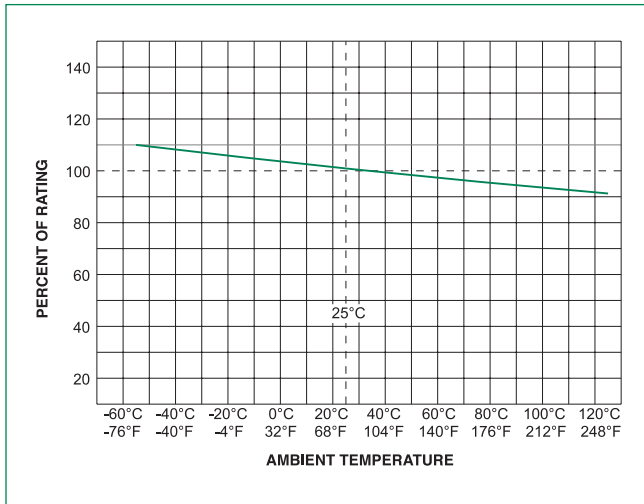
### Electrical Characteristic Specifications by Item

Amp Code	Amp Rating	Voltage Rating	Interrupting Rating*	Nominal Resistance Cold Ohms (Ohms)	Nominal Melting I <sup>2</sup> t (A <sup>2</sup> sec)*	Maximum Voltage Drop at Rated Current (mV)	Maximum Power Dissipation at 1.5I <sub>n</sub> (W)	Agency Approvals							
001.	1	250	1500 A @ 250 VAC	0.2370	0.18000	1000	2.5	x	x	x	x	x	x	-	x
01.6	1.6	250		0.1112	1.00500	600	4	x	x	x	x	x	x	-	x
002.	2	250		0.0764	1.87000	500	4	x	x	x	x	x	x	-	x
02.5	2.5	250		0.0584	3.67200	400	4	x	x	x	x	x	x	-	x
3.15	3.15	250		0.0368	6.70000	350	4	x	x	x	x	x	x	-	x
004.	4	250		0.0247	14.99500	300	4	x	x	x	x	x	x	-	x
005.	5	250		0.0183	27.46000	250	4	x	x	x	x	x	x	-	x
06.3	6.3	250		0.0137	56.43000	200	4	x	x	x	x	x	x	-	x
008.	8	250		0.0123	64.31500	200	4	x	x	-	x	x	-	x	x
010.	10	250		0.0079	154.34000	200	4	x	x	-	x	x	-	x	x

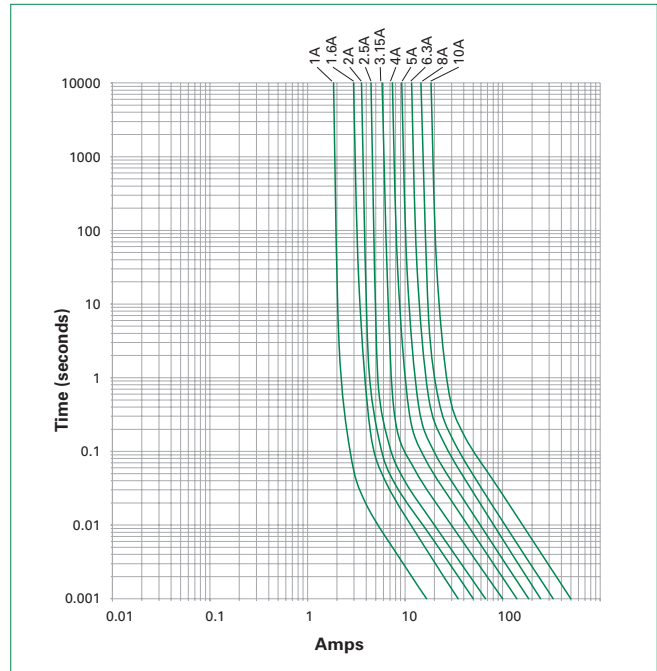
\* - I<sup>2</sup>t test at 10x rated current

+ - Interrupting Rating may differ based on Agency Approval. See Agency Approval certificate for more details.

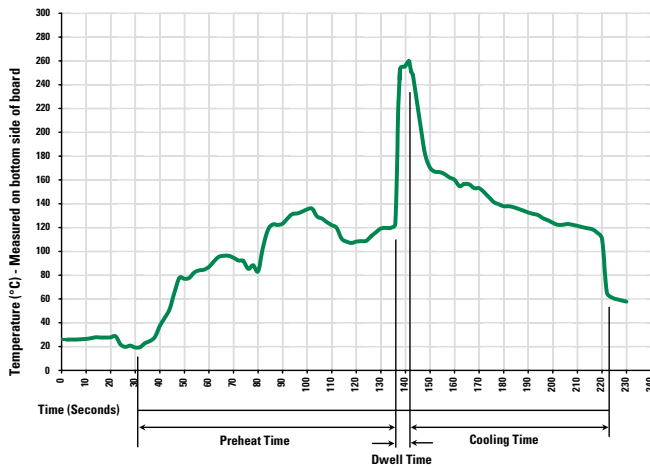
## Temperature Re-rating Curve



## Average Time Current Curves



## Soldering Parameters - Wave Soldering



### Recommended Process Parameters:

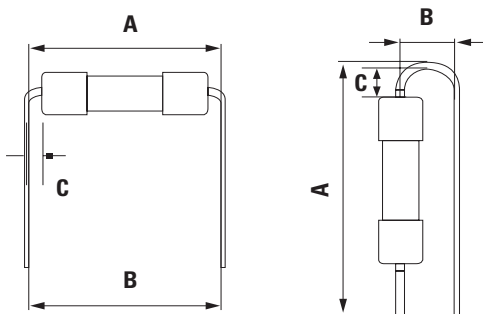
Wave Parameter	Lead-Free Recommendation
<b>Preheat:</b> (Depends on Flux Activation Temperature)	(Typical Industry Recommendation)
<b>Temperature Minimum:</b>	100°C
<b>Temperature Maximum:</b>	150°C
<b>Preheat Time:</b>	60-180 seconds
<b>Solder Pot Temperature:</b>	260°C Maximum
<b>Solder Dwell Time:</b>	2-5 seconds

### Recommended Hand-Solder Parameters:

Solder Iron Temperature: 350°C +/- 5°C  
Heating Time: 5 seconds max.

**Note:** These devices are not recommended for IR or Convection Reflow process.

Different values of A and B available, please contact the Littelfuse sales representative in your region:



For the pigtailed fuse, please follow the recommendations below for axial lead forming and mounting into PCB:

### Lead forming:

The distance C between cap flat surface and axial lead shall be greater than 1.0 mm.

### PCB mounting:

According to the standard of IPC-A-610, the distance between PCB and fuse cap is recommended to be a minimum of 1.5 mm.

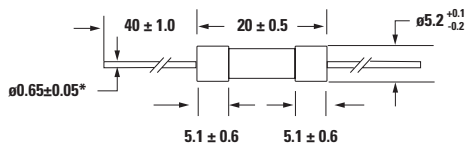
### Product Characteristics

<b>Materials</b>	<b>Body:</b> Ceramic <b>Cap:</b> Nickel-plated Brass <b>Leads:</b> Tin-plated Copper
<b>Terminal Strength</b>	MIL-STD-202, Method 211, Test Condition A
<b>Solderability</b>	MIL-STD-202 Method 208
<b>Product Marking</b>	<b>Cap 1:</b> Brand logo, current and voltage ratings <b>Cap 2:</b> Agency approval marks

<b>Operating Temperature</b>	-55°C to +125°C
<b>Thermal Shock</b>	MIL-STD-202, Method 107, Test Condition B (5 cycles, -65°C to +125°C)
<b>Vibration</b>	MIL-STD-202, Method 201
<b>Humidity</b>	MIL-STD-202, Method 103, Test Condition A (High RH (95%) and elevated temp (40°C) for 240 hours)
<b>Salt Spray</b>	MIL-STD-202, Method 101, Test Condition B

### Dimensions

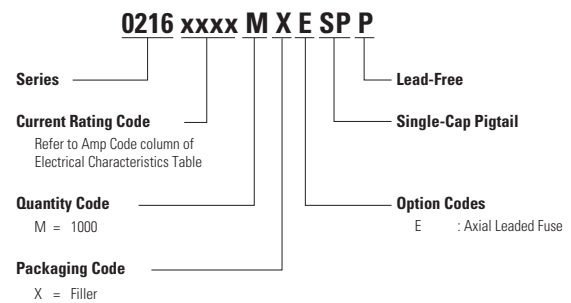
All dimensions in mm



**Notes:**

\* Ratings 8A and 10A have 0.8 ± 0.05 diameter lead.

### Part Numbering System



### Packaging

Packaging Option	Packaging Specification	Quantity	Packaging Code	Reel Size
<b>216SP Series</b>				
Bulk	N/A	1000	MXE	N/A

## Looking for pricing, stock, or lifecycle information?

Click below to explore more details on WIN SOURCE:

 [View 0216008.MXESPP on WIN SOURCE](#)

 [Littelfuse Inc. Information](#)

## Optimize Your Supply Chain with WIN SOURCE Solutions

-  Global Sourcing Solution
-  Obsolete Management
-  Cost Control Management
-  Shortage Management
-  Alternative Solution
-  Excess Inventory Management