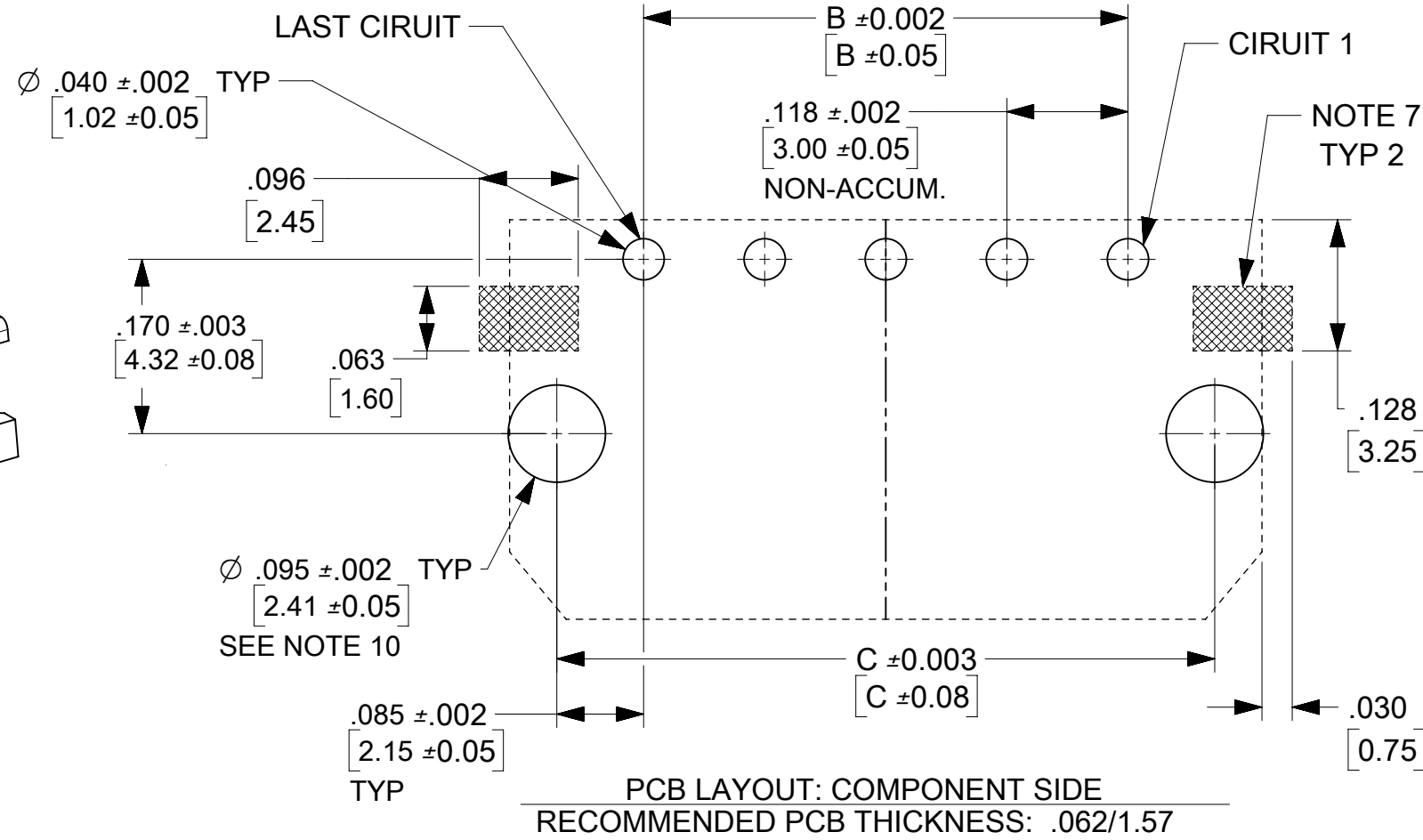
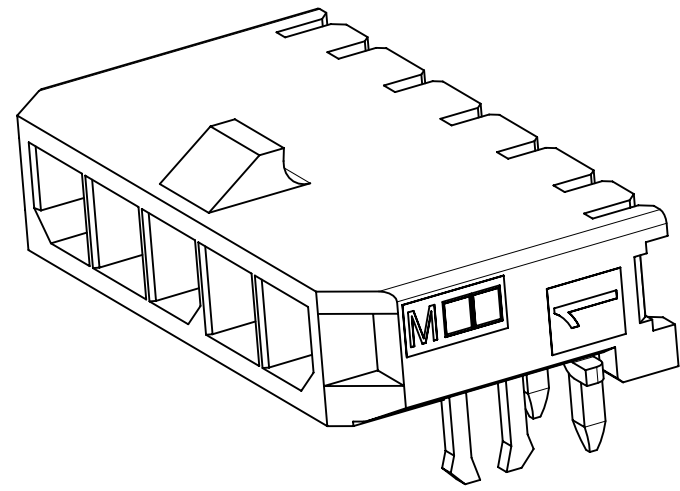
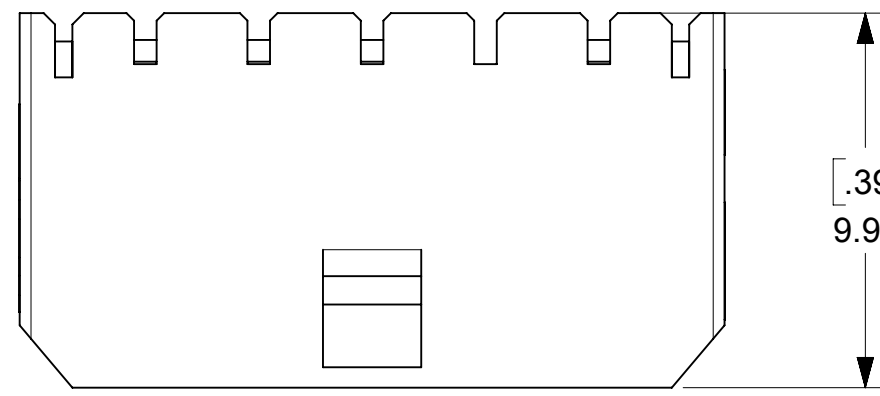


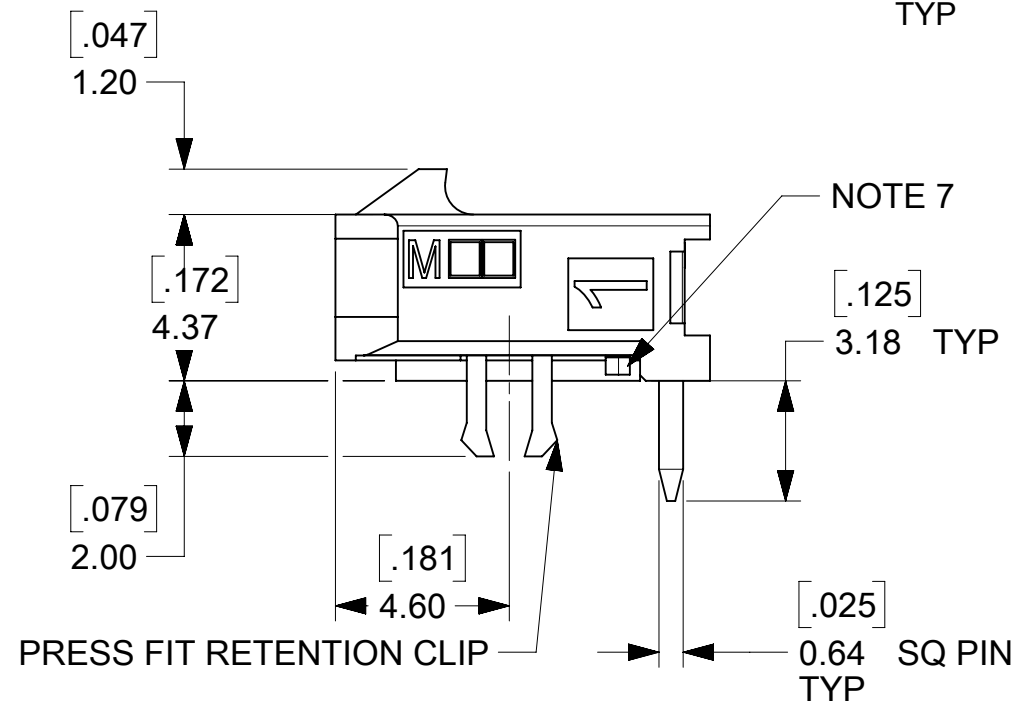
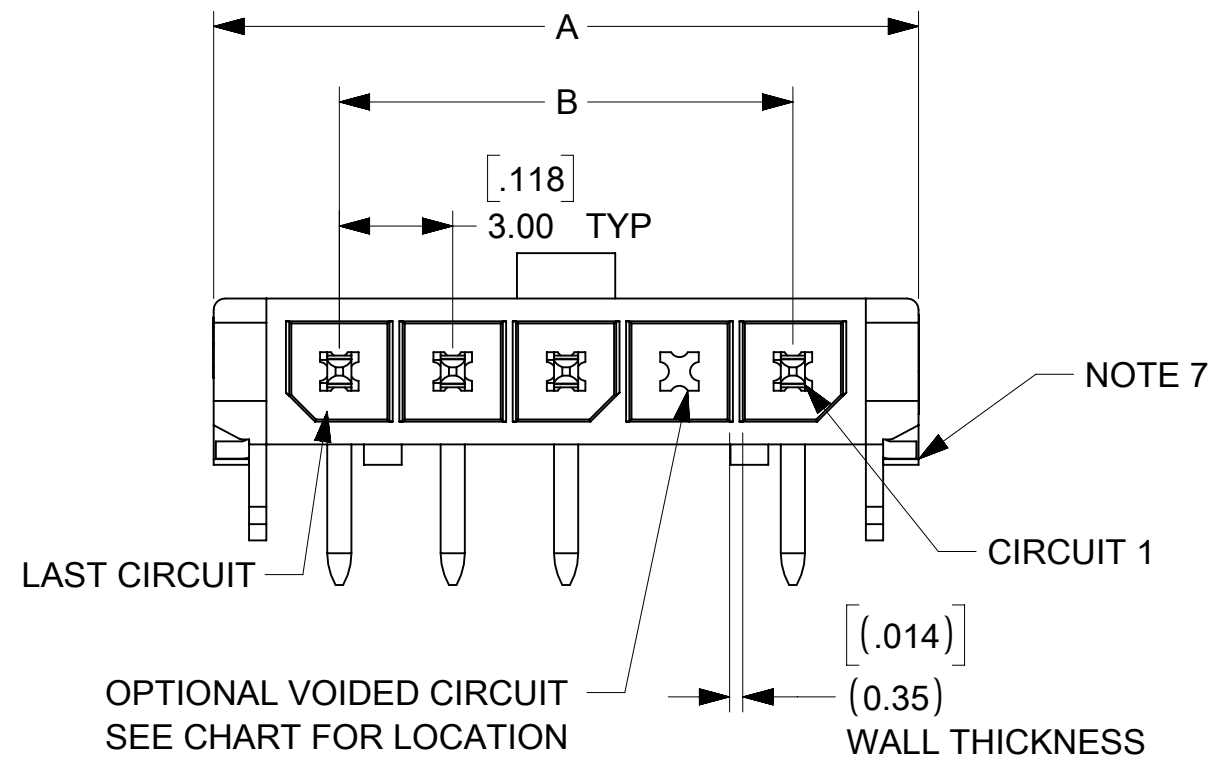


THE DATASHEET OF
0436500803





CKTS	DIM A	DIM B	DIM C
2	.380 9.65	.118 3.00	.287 7.30
3	.498 12.65	.236 6.00	.405 10.30
4	.616 15.65	.354 9.00	.524 13.30
5	.734 18.64	.472 12.00	.642 16.30
6	.852 21.64	.591 15.00	.760 19.30
7	.970 24.64	.709 18.00	.878 22.30
8	1.088 27.64	.827 21.00	.996 25.30
9	1.206 30.63	.945 24.00	1.114 28.30
10	1.325 33.66	1.063 27.00	1.232 31.30
11	1.443 36.65	1.181 30.00	1.350 34.30
12	1.561 39.65	1.299 33.00	1.469 37.30



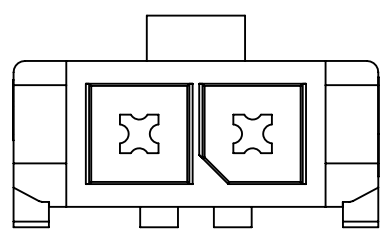
NOTES:

- HOUSING MATERIAL: LIQUID CRYSTAL POLYMER, GLASS FILLED, UL94V-0, COLOR: BLACK
TERMINAL MATERIAL: BRASS ALLOY
- FINISH:
A = .000060/(0.00152) MIN. REFLOWED MATTE TIN OVER
.000050/(0.00127) MIN. NICKEL OVERALL
(FINISH IS BRIGHT IN APPEARANCE, THICKNESS AS APPLIED PRIOR TO REFLOW)
B = .000015/(0.00038) MIN. SELECT GOLD IN CONTACT AREA
.000100/(0.00254) MIN. SELECT MATTE TIN ON SOLDER TAILS
BOTH OVER .000050/(0.00127) MIN. NICKEL OVERALL
C = .000030/(0.00076) MIN. SELECT GOLD IN CONTACT AREA
.000100/(0.00254) MIN. SELECT MATTE TIN ON SOLDER TAILS
BOTH OVER .000050/(0.00127) MIN. NICKEL OVERALL
D = .000100/(0.00254) MIN. MATTE TIN OVER
.000050/(0.00127) MIN. NICKEL OVERALL
- PRODUCT SPECIFICATION: PS-43650
- TRAY PACKAGED : SEE MOLEX DRAWING PK-70873-0321
- MATES WITH MICRO FIT (3.0) STANDARD RECEPTACLE SERIES 43645 AND TPA RECEPTACLE SEIRES 171850
- TO AVOID INTERFERENCE BETWEEN RECEPTACLE AND PCB.AS SHOWN IN LOCATION DETAIL.
MATE WITH SERIES 43645 : HEADER MUST BE PLACED WITHIN .400/(10.16) MAX. FROM EDGE OF PCB
MATE WITH SERIES 171850 : HEADER MUST BE PLACED WITHIN .197/(5.00) MAX. FROM EDGE OF PCB
- METAL TAB MAY BE FLUSH WITH PCB. NO EXPOSED TRACES OR VIAS ALLOWED NEAR THESE AREAS.
- PART CONFORMS TO CLASS "B" REQUIREMENTS OF COSMETIC SPECIFICATION' PS-45499-002.
- TEXT ON PART IS FOR REFERENCE ONLY. TEXT AND TEXT LOCATION MAY VARY DEPENDING ON PART NUMBER AND/OR TOOL.
- FOR BEST RETENTION TO PCB, HOLES FOR CLIPS SHOULD BE PTH AND CLIPS SHOULD BE SOLDERED.

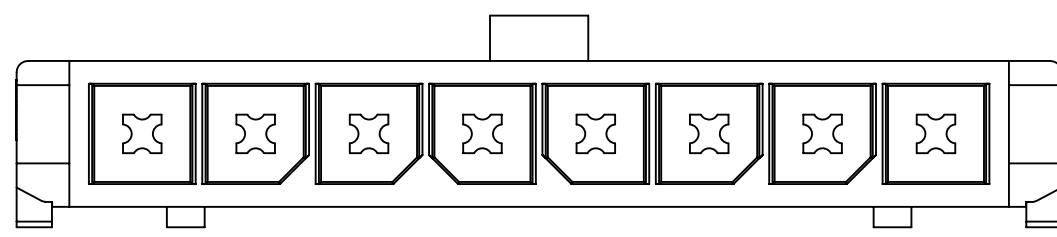
CKTS	FINISH A		FINISH B		FINISH C		FINISH D	
	MATERIAL NO:	VOID CKT	MATERIAL NO:	VOID CKT	MATERIAL NO:	MATERIAL NO:	VOID CKT	VOID CKT
02	43650-0203		43650-0204		43650-0205	43650-0259		
03	43650-0303		43650-0304		43650-0305	43650-0359		
04	43650-0403		43650-0404		43650-0405	43650-0459		
05	43650-0503		43650-0504		43650-0505	43650-0559		
06	43650-0603		43650-0604		43650-0605	43650-0659		
07	43650-0703		43650-0704		43650-0705	43650-0759		
08	43650-0803		43650-0804		43650-0805	43650-0859		
09	43650-0903		43650-0904		43650-0905	43650-0959		
10	43650-1003		43650-1004		43650-1005	43650-1059		
11	43650-1103		43650-1104		43650-1105	43650-1159		
12	43650-1203		43650-1204		43650-1205	43650-1259		
03			43650-1304	02				
07	43650-1703	05	43650-1704	03		43650-1759	05	
07			43650-2704	05				

THIS DRAWING CONTAINS INFORMATION THAT IS PROPRIETARY TO MOLEX ELECTRONIC TECHNOLOGIES, LLC AND SHOULD NOT BE USED WITHOUT WRITTEN PERMISSION

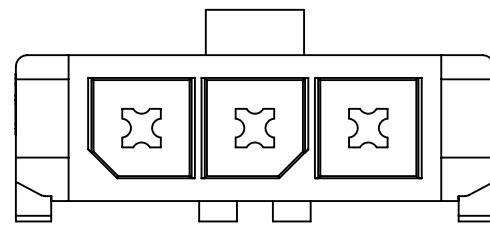
DIMENSION UNITS	SCALE	CURRENT REV DESC:	molex		
INCH/MM	NTS				
GENERAL TOLERANCES (UNLESS SPECIFIED)			MICROFIT(3.0) RIGHT ANGLE THRU HOLE CLIP SINGLE ROW HEADER / TRAY		
4 PLACES	±	±			
3 PLACES	±	± 0.01	PRODUCT CUSTOMER DRAWING		
2 PLACES	± 0.25	± 0.014			
1 PLACE	± 0.36	±	DOCUMENT NUMBER		
0 PLACES	±	±			
ANGULAR TOL	± 0.5°		SD-43650-002		DOC TYPE
DRAFT WHERE APPLICABLE MUST REMAIN WITHIN DIMENSIONS			THIRD ANGLE PROJECTION	DRAWING	SERIES
			C-SIZE	43650	DOC PART
			MATERIAL NUMBER		REVISION
			SEE CHART	GENERAL MARKET	F4
			CUSTOMER		SHEET NUMBER
					1 OF 2



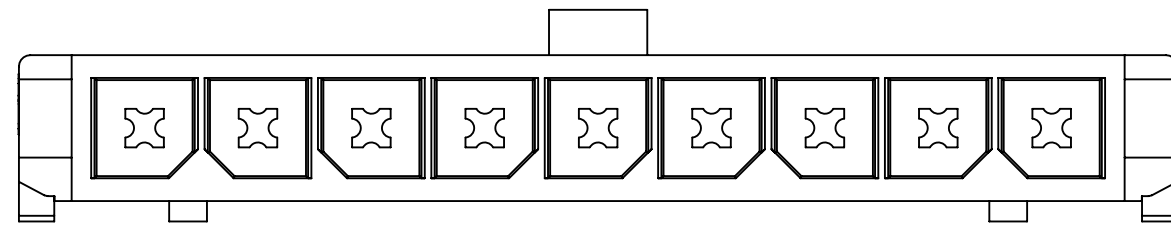
2 CKT



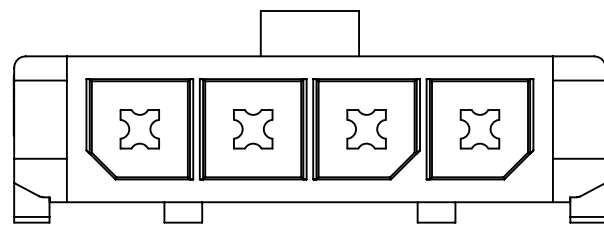
8 CKT



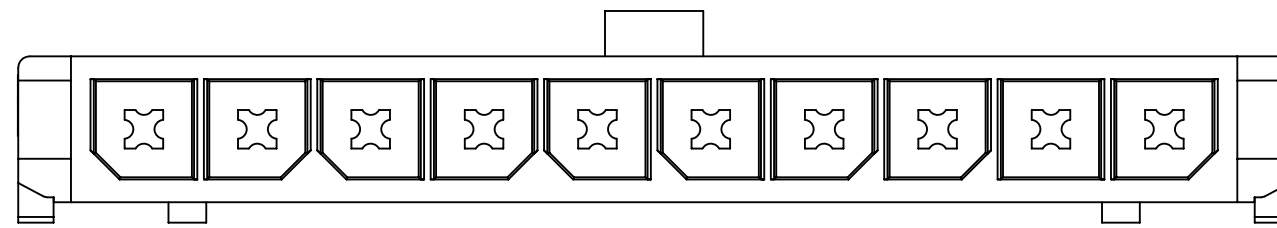
3 CKT



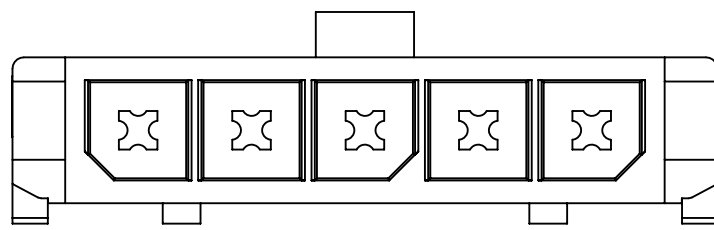
9 CKT



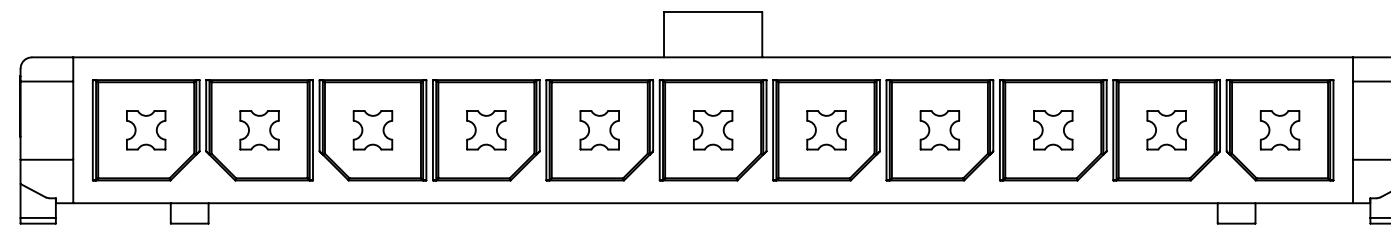
4 CKT



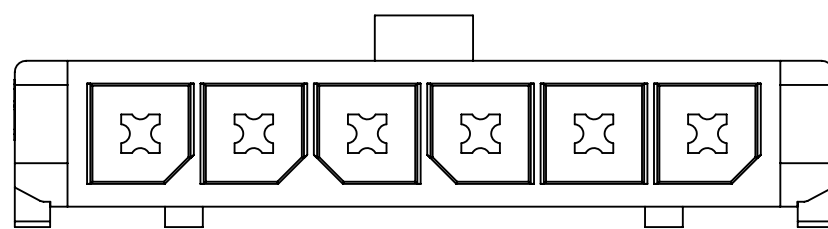
10 CKT



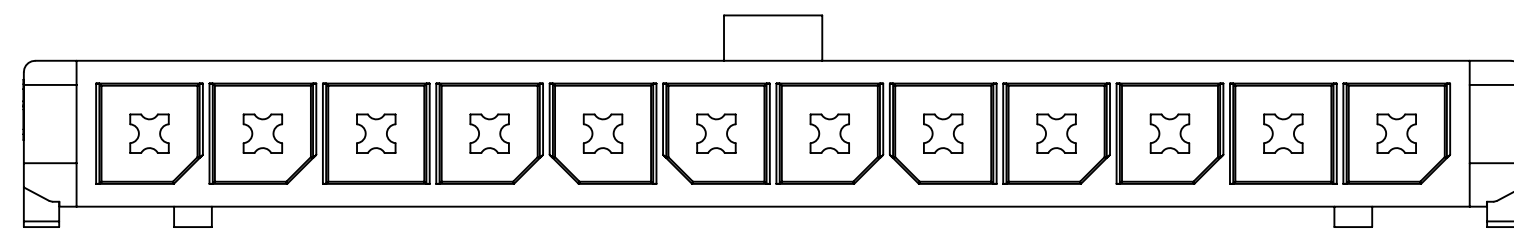
5 CKT



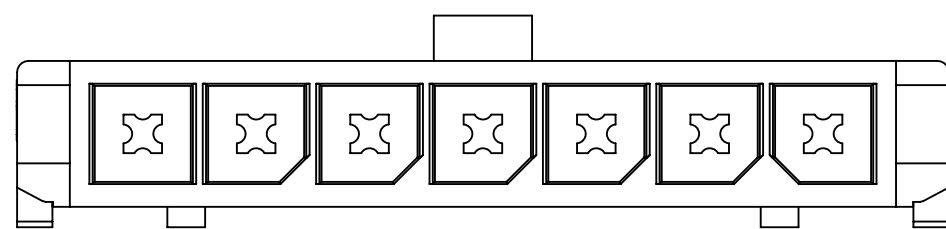
11 CKT



6 CKT

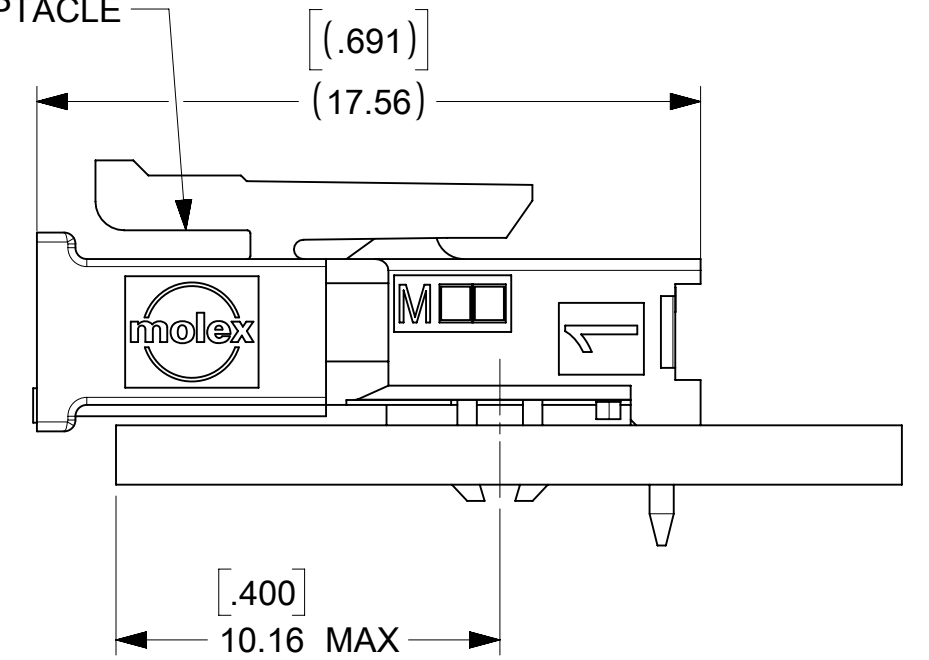


12 CKT

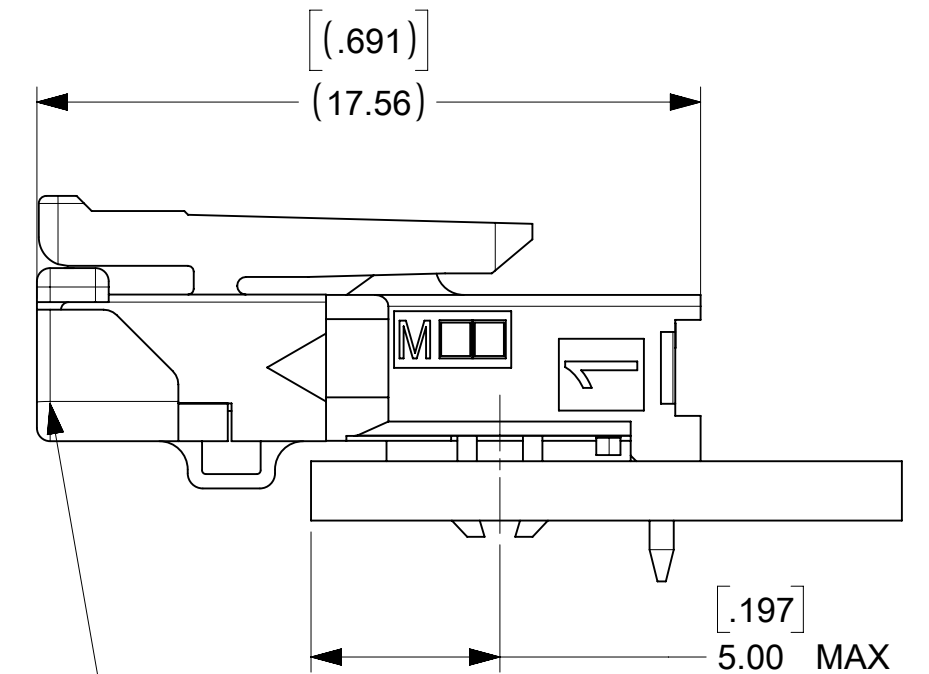


7 CKT

MATE WIHT STANDARD RECEPTACLE
SERIES 43645



MATE WIHT TPA RECEPTACLE
SERIES 171850



LOCATION DETAIL
SEE NOTE 6

POLARIZATION DETAIL

THIS DRAWING CONTAINS INFORMATION THAT IS PROPRIETARY TO MOLEX ELECTRONIC TECHNOLOGIES, LLC AND SHOULD NOT BE USED WITHOUT WRITTEN PERMISSION									
DIMENSION UNITS		SCALE		CURRENT REV DESC:				molex	
INCH/MM		NTS							
GENERAL TOLERANCES (UNLESS SPECIFIED)				EC NO: 788345		2024/06/04		MICROFIT(3.0) RIGHT ANGLE THRU HOLE CLIP SINGLE ROW HEADER / TRAY	
4 PLACES		±		DRWN: ZIXUAQ		2024/06/05			
3 PLACES		±		CHK'D: XQZHANG		2024/06/05		PRODUCT CUSTOMER DRAWING	
2 PLACES		± 0.25 ± 0.014		APPR: XQZHANG		2024/06/05			
1 PLACE		± 0.36 ±		INITIAL REVISION:				DOCUMENT NUMBER	
0 PLACES		±		DRWN: SAMIEC		2000/07/07			
ANGULAR TOL		± 0.5 °		APPR: FSMITH		2016/03/18		DOC TYPE	
DRAFT WHERE APPLICABLE MUST REMAIN WITHIN DIMENSIONS				THIRD ANGLE PROJECTION		DRAWING		DOC PART	
				C-SIZE		SERIES		REVISION	
						43650		F4	
						MATERIAL NUMBER		SHEET NUMBER	
						SEE CHART		2 OF 2	
						CUSTOMER			
						GENERAL MARKET			

Looking for pricing, stock, or lifecycle information?

Click below to explore more details on WIN SOURCE:

 [View 0436500803 on WIN SOURCE](#)

 [Molex, LLC Information](#)

Optimize Your Supply Chain with WIN SOURCE Solutions

-  Global Sourcing Solution
-  Obsolete Management
-  Cost Control Management
-  Shortage Management
-  Alternative Solution
-  Excess Inventory Management