




THE DATASHEET OF
0422003.MRA



422A Series

AEC-Q200 Qualified > Ceramic Fuse



Description

The 422A is a 250V rated Wire-in-Air Surface Mount, AEC-Qualified fuse. They are specifically tested to cater to secondary circuit protection needs of compact auto electronics applications. The wire-in-air design of the 422A Series results in a relatively high I²t in a 2410 size.

The general design ensures excellent temperature stability and performance reliability.

Features & Benefits

- Operating Temperature from -55 °C to 125 °C
- 100% Lead-free, Halogen-free and RoHS compliant
- Fast acting
- Recognized to UL/CSA/NMX 248-1 and UL/CSA/NMX 248-14
- Conforms to EN/IEC 60127-1 and EN/IEC 60127-7
- Conforms to J60127-1 and J60127-7
- Avoids nuisance opening due to high inrush and surge current inherent in the system
- Suitable for harsh automotive environments
- Qualified to AEC-Q200

Additional Information



Resources



Accessories



Samples

Agency Approvals

Agency	Agency File/Certificate Number	Ampere Range
	E10480	0.75 A to 5 A
	J50501694	0.75 A to 5 A
	JD60156347	0.75 A to 5 A
	NA	0.75 A to 5 A
	NA	0.75 A to 5 A

Applications

- Li-ion Battery
- LED Lighting Automotive Navigation System
- Battery Management System (BMS)
- Instrument Cluster

Electrical Characteristics

% of Ampere Rating	Ampere Rating	Opening Time
100%	0.75 A to 5 A	4 Hours, Minimum
200%	0.75 A to 5 A	5 Seconds, Maximum

Electrical Specifications

Ampere Rating (A)	Amp Code	Max Voltage Rating (V)	Interrupting Rating (AC/DC) ^{1,4}	Nominal Resistance (Ohms) ²	Nominal Melting I ² t (A ² sec) ³	Agency Approvals				
0.750	.750	250	300 A @ 32 VDC	0.137	0.282	x	x	x	x	x
1.00	001.	250	100 A @ 125 VDC	0.0994	0.611	x	x	x	x	x
1.25	1.25	250	50 A @ 250 VAC	0.0734	1.09	x	x	x	x	x
1.50	01.5	250	50 A @ 250 VDC	0.0589	1.62	x	x	x	x	x
2.00	002.	250	10,000 A @ 86 VDC	0.0453	2.85	x	x	x	x	x
2.50	02.5	125		0.0278	1.29	x	x	x	x	x
3.00	003.	125	300 A @ 32 VDC	0.0223	2.09	x	x	x	x	x
3.15	3.15	125	100 A @ 125 VDC	0.0213	2.40	x	x	x	x	x
3.50	03.5	125		0.0192	2.82	x	x	x	-	x
4.00	004.	125	50 A @ 125 VAC	0.0168	3.60	x	x	x	x	x
5.00	005.	125		0.0137	5.90	x	x	x	x	x

Notes

1. AC Interrupting Rating tested at rated voltage with unity power factor. DC Interrupting Rating tested with time constant <0.8 ms for 32 VDC, <2.2 ms for 86 VDC, <0.22 ms for 125 VDC, and <0.1 ms for 250 VDC.

2. Nominal Resistance measured with <10% rated current.

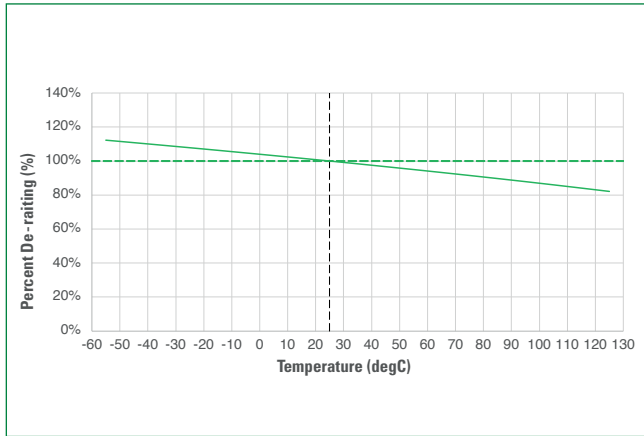
3. Nominal Melting I²t measured at 1 msec. opening time.

4. Interrupting Rating may differ based on Agency Approval. See Agency Approval certificate for more details.

422A Series

AEC-Q200 Qualified > Ceramic Fuse

Temperature Re-rating Curve



Notes

1. Re-rating depicted in this curve is in addition to the standard re-rating of 25% for continuous operation.

Example:

For continuous operation at 85°C, the fuse should be rerated as follows:

$$I = (0.75)(0.90)_N = (0.675)_N$$

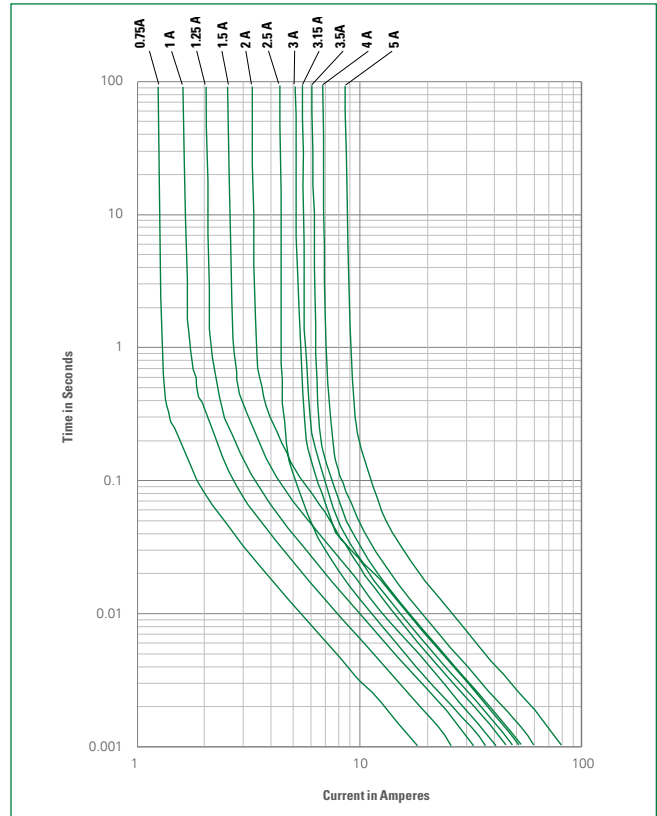
Pulse Cycle Withstand Capability

No. of Pulses to withstand	Ratio of Pulse I ² t to Nominal I ² t
100,000	Pulse I ² t = 18% of Nominal Melting I ² t
10,000	Pulse I ² t = 29% of Nominal Melting I ² t
1,000	Pulse I ² t = 38% of Nominal Melting I ² t
100	Pulse I ² t = 48% of Nominal Melting I ² t

Note

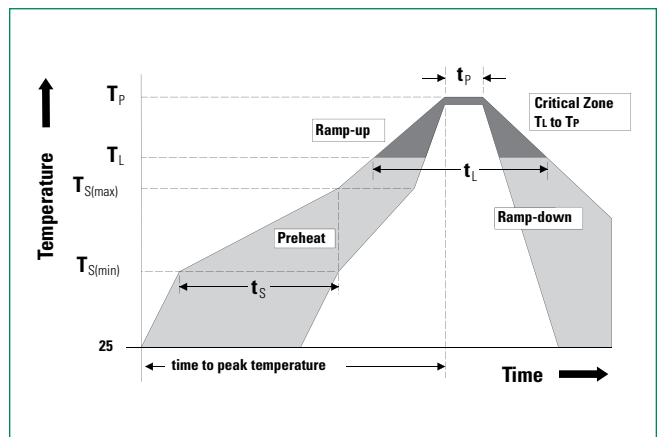
* Being tested

Average Time Current Curves



Soldering Parameters

Reflow Condition		Pb – Free assembly
Pre Heat	- Temperature Min ($T_{s(min)}$)	150 °C
	- Temperature Max ($T_{s(max)}$)	200 °C
	- Time (Min to Max) (t_s)	60–180 secs
Average ramp up rate (Liquidus Temp (T_L) to peak)		5 °C/second max.
$T_{S(max)}$ to T_L - Ramp-up Rate		5 °C/second max.
Reflow	- Temperature (T_L) (Liquidus)	217 °C
	- Temperature (t_L)	60–150 secs
Peak Temperature (T_p)		260+0/-5 °C
Time within 5 °C of actual peak Temperature (t_p)		10–30 seconds
Ramp-down Rate		6°C/second max.
Time 25 °C to peak Temperature (T_p)		8 minutes max.
Do not exceed		260 °C
Wave Soldering Parameters		260°C Peak Temperature, 10 seconds max.



422A Series

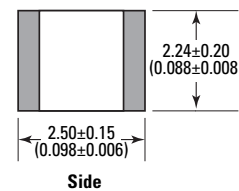
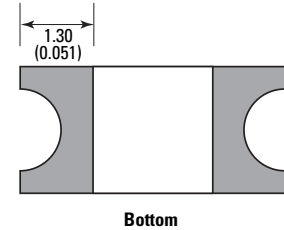
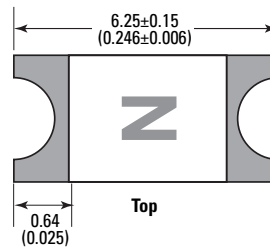
AEC-Q200 Qualified > Ceramic Fuse

Product Characteristics

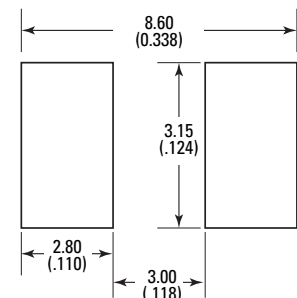
Materials	Body: Epoxy Resin Terminations: Cu/Ni/Sn (100% Pb-free)
Product Marking	Body: Ampere Marking Code. See Part Marking.
Operating Temperature	-55 °C to +125 °C
Insulation Resistance	IEC 60127-4 (0.1 MΩ Min.)
High Temperature Storage	MIL-STD-202, Method 108
Thermal Shock Test	JESD22 Method A104C
Biased Humidity	MIL-STD-202, Method 103, 85 °C/85% RH with 10% operating power for 1000 hrs
Operational Life	MIL-STD-202, Method 108, Test Condition D
Resistance to Solvents	MIL-STD-202, Method 215
Mechanical Shock	MIL-STD-202, Method 213, Test Condition C
High Frequency Vibration	MIL-STD-202, Method 204
Resistance to Soldering Heat	MIL-STD-202, Method 210 (Test K modified)
Solderability	JESD22-B102E Method 1
Moisture Resistance	MIL-STD-202 Method 106
Moisture Sensitivity Level 1	IPC/JEDEC J-STD-020D Level 1
Terminal Strength	AEC-Q200-006
Board Bend/Flex	AEC-Q200-005
Electrical Characterization	Conducted at minimum, ambient, and maximum temperatures

Dimensions

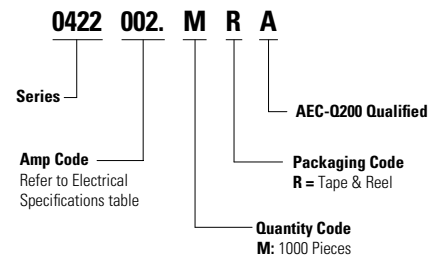
All dimensions in mm (in)



Recommended Pad Layout



Part Numbering System



Packaging

Packaging Option	Packaging Specification	Quantity	Quantity & Packaging Code
Tape and Reel	EIA-481, IEC 60286-3	1000	MR

Part Marking System

Amp Code	Marking Code
.750	G
001.	H
1.25	J
01.5	K
002.	N
02.5	O
003.	P
3.15	B
03.5	C
004.	S
005.	T

Disclaimer Notice - Information furnished is believed to be accurate and reliable. However, users should independently evaluate the suitability of and test each product selected for their own applications. Littelfuse products are not designed for, and may not be used in, all applications. Read complete Disclaimer Notice at <http://www.littelfuse.com/disclaimer-electronics>.

Looking for pricing, stock, or lifecycle information?

Click below to explore more details on WIN SOURCE:

 [View 0422003.MRA on WIN SOURCE](#)

 [Littelfuse Inc. Information](#)

Optimize Your Supply Chain with WIN SOURCE Solutions

-  Global Sourcing Solution
-  Obsolete Management
-  Cost Control Management
-  Shortage Management
-  Alternative Solution
-  Excess Inventory Management