


YXA SERIES

105°C Standard

◆FEATURES

- RoHS compliance.



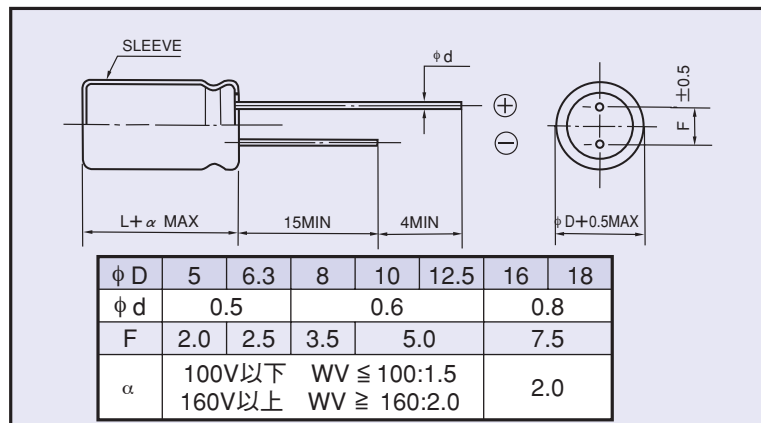
◆SPECIFICATIONS

Items	特 性 Characteristics											
Category Temperature Range	-55~+105°C	-40~+105°C	-25~+105°C									
Rated Voltage Range	6.3~100V.DC	160~250V.DC	350~450V.DC									
Capacitance Tolerance	±20% (20°C, 120Hz)											
Leakage Current(MAX)	6.3~100V.DC		160~450V.DC									
	I=0.01CV or 3 µA whichever is greater. (After 2 minutes application of rated voltage)		CV ≤ 1000									
			CV > 1000									
		I=0.1CV+40 µA (1minute)	I=0.04CV+100 µA (1minute)									
		I=0.03CV+15 µA (5minutes)	I=0.02CV+25 µA (5minutes)									
		I=Leakage Current(µA) C=Rated Capacitance(µF) V=Rated Voltage(V)										
(tanδ) Dissipation Factor(MAX)	Rated Voltage (V) 6.3 10 16 25 35 50 63 100 160 200 250 350 400 450 (20°C, 120Hz)											
	tan δ 0.26 0.22 0.18 0.16 0.14 0.12 0.10 0.08 0.20 0.20 0.20 0.24 0.24 0.24											
When rated capacitance is over 1000 µF, tan δ shall be added 0.02 to the listed value with increase of every 1000 µF.												
Endurance	After life test with rated ripple current at conditions stated in the table below, the capacitors shall meet the following requirements.											
	Capacitance Change		Within ±25% of the initial value.						Case Size		Life Time (hrs)	
	Dissipation Factor		Not more than 200% of the specified value.						φ D ≤ 8		1000	
Leakage Current		Not more than the specified value.						φ D = 10		2000		
						φ D ≥ 12.5		3000				
Low Temperature Stability Impedance Ratio(MAX)	Rated Voltage (V) 6.3 10 16 25 35 50 63 100 160 200 250 350 400 450 (120Hz)											
	Z(-25°C)/Z(20°C) 4 3 2 2 2 2 2 2 3 3 3 6 6 6											
	Z(-40°C)/Z(20°C) 8 6 4 4 3 3 3 3 - - - - -											

◆DIMENSIONS

(mm)

◆MULTIPLIER FOR RIPPLE CURRENT



Frequency coefficient

Frequency (Hz)	60(50)	120	500	1k	10k ≤
0.1~1 µF	0.50	1.00	1.20	1.30	1.50
2.2~4.7 µF	0.65	1.00	1.20	1.30	1.50
10~47 µF	0.80	1.00	1.20	1.30	1.50
100~1000 µF	0.80	1.00	1.10	1.15	1.20
2200~22000 µF	0.80	1.00	1.05	1.10	1.15

◆PART NUMBER







□□□
YXA
□□□□□
□
□□□
□□
DXL
 Rated Voltage Series Rated Capacitance Capacitance Tolerance Option Lead Forming Case Size

Looking for pricing, stock, or lifecycle information?

Click below to explore more details on WIN SOURCE:

-  [View 25YXA2200MEFC 12.5X25 on WIN SOURCE](#)
-  [Rubycon Information](#)

Optimize Your Supply Chain with WIN SOURCE Solutions

-  Global Sourcing Solution
-  Obsolete Management
-  Cost Control Management
-  Shortage Management
-  Alternative Solution
-  Excess Inventory Management