




**THE DATASHEET OF
KGM15ACG2A100FT**



COG (NP0) Dielectric, KGM Series

General Specifications



COG (NP0) is the most popular formulation of the “temperature-compensating,” EIA Class I ceramic materials. Modern COG (NP0) formulations contain neodymium, samarium and other rare earth oxides.

COG (NP0) ceramics offer one of the most stable capacitor dielectrics available. Capacitance change with temperature is $0 \pm 30\text{ppm}/^\circ\text{C}$ which is less than $\pm 0.3\%$ C from -55°C to $+125^\circ\text{C}$. Capacitance drift or hysteresis for COG (NP0) ceramics is negligible at less than $\pm 0.05\%$ versus up to $\pm 2\%$ for films. Typical capacitance change with life is less than $\pm 0.1\%$ for COG (NP0), one-fifth that shown by most other dielectrics.

HOW TO ORDER

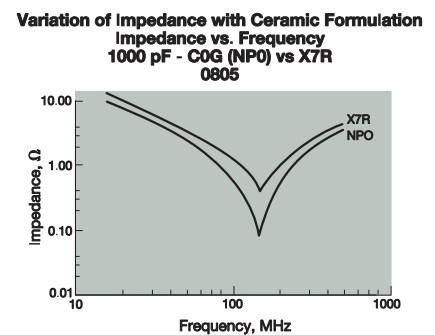
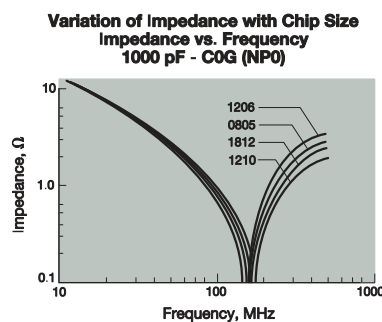
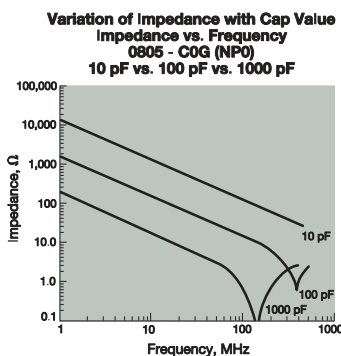
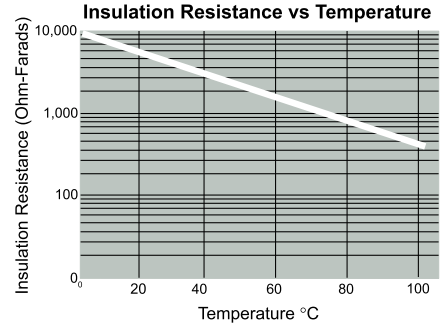
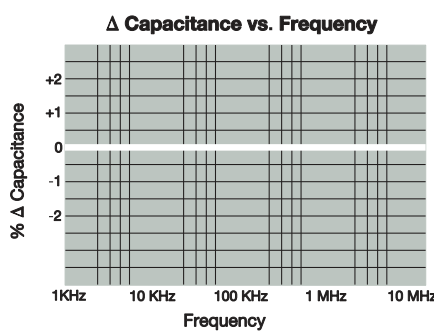
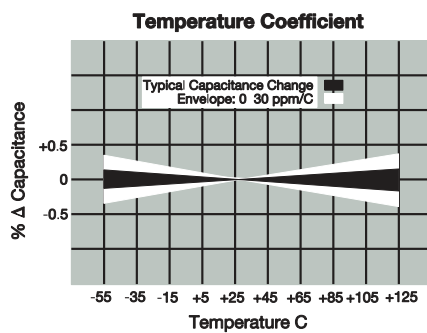
KGM	21	A	CG	2J	102	F	L
General Purpose Tin/Nickel Finish	Size	See Cap Chart	CG = COG	Voltage	Capacitance Code Code (in pF)	Capacitance Tolerance	See Table Below
	02 = 0101 32 = 1210 03 = 0201 43 = 1812 05 = 0402 44 = 1825 15 = 0603 55 = 2220 21 = 0805 56 = 2225 31 = 1206			0G = 4.0V 1H = 50V 0J = 6.3V 2A = 100V 1A = 10V 2D = 200V 1C = 16V 2E = 250V 1E = 25V 2H = 500V	2 Significant Digits +Number of zeros eg. 10 μF = 106 10nF = 103 47pF = 470	B = $\pm 10\text{pF}$ (<10pF)* C = $\pm 25\text{pF}$ (<10pF)* D = $\pm 50\text{pF}$ (<10pF)* F = $\pm 1\%$ ($\geq 10\text{pF}$)* G = $\pm 2\%$ ($\geq 10\text{pF}$)* J = $\pm 5\%$ ($\geq 10\text{pF}$)* K = $\pm 10\%$ ($\geq 10\text{pF}$)* M = $\pm 20\%$	



PACKAGING CODES

Code	EIA (inch)	IEC(mm)	7" Paper	7" Embossed	13" Paper	13" Embossed
02	0101	0402	H		n/a	
03	0201	0603	H		N	
05	0402	1005	H		N	
15	0603	1608	T		M	
21	0805	2012	T	U	M	L
31	1206	3216	T	U	M	L
32	1210	3225		U		L
43	1812	4532		V		S
44	1825	4564		V		S
55	2220	5750		V		S
56	2225	5763		V		S

*thickness determines paper or plastic embossed packaging



KYOCERA AVX The Important Information/Disclaimer is incorporated in the catalog where these specifications came from or available online at www.kyocera-avx.com/disclaimer/ by reference and should be reviewed in full before placing any order.

COG (NP0) Dielectric, KGM Series

Specifications and Test Methods



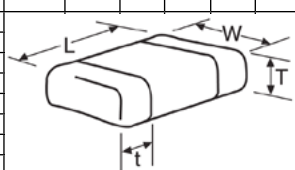
		-55°C to +125°C	Temperature Cycle Chamber	
		Within specified tolerance <30 pF: Q ≥ 400+20 x Cap Value ≥30 pF: Q ≥ 1000	Freq.: 1.0 MHz ± 10% for cap ≤ 1000 pF 1.0 kHz ± 10% for cap > 1000 pF Voltage: 1.0Vrms ± .2V	
		10,000MΩ or 500MΩ - μF, whichever is less	Charge device with rated voltage for 60 ± 5 secs @ room temp/humidity	
		No breakdown or visual defects	Charge device with 250% of rated voltage for 1-5 seconds, w/charge and discharge current limited to 50 mA (max) Note: Charge device with 150% of rated voltage for 500V devices.	
	Appearance	No defects	<p>Deflection: 2mm Test Time: 30 seconds 1mm/sec</p>	
	Capacitance Variation	±5% or ±.5 pF, whichever is greater		
	Q	Meets Initial Values (As Above)		
	Insulation Resistance	≥ Initial Value x 0.3		
		≥ 95% of each terminal should be covered with fresh solder	Dip device in eutectic solder at 230 ± 5°C for 5.0 ± 0.5 seconds	
	Appearance	No defects, <25% leaching of either end terminal	<p>Dip device in eutectic solder at 260°C for 60sec- onds. Store at room temperature for 24 ± 2hours before measuring electrical properties.</p>	
	Capacitance Variation	≤ ±2.5% or ±.25 pF, whichever is greater		
	Q	Meets Initial Values (As Above)		
	Insulation Resistance	Meets Initial Values (As Above)		
	Dielectric Strength	Meets Initial Values (As Above)		
	Appearance	No visual defects	Step 1: -55°C ± 2°	30 ± 3 minutes
	Capacitance Variation	≤ ±2.5% or ±.25 pF, whichever is greater	Step 2: Room Temp	≤ 3 minutes
	Q	Meets Initial Values (As Above)	Step 3: +125°C ± 2°	30 ± 3 minutes
	Insulation Resistance	Meets Initial Values (As Above)	Step 4: Room Temp	≤ 3 minutes
	Dielectric Strength	Meets Initial Values (As Above)	Repeat for 5 cycles and measure after 24 hours at room temperature	
			Charge device with twice rated voltage in test chamber set at 125°C ± 2°C for 1000 hours (+48, -0).	
	Appearance	No visual defects	<p>Remove from test chamber and stabilize at room temperature for 24 hours before measuring.</p>	
	Capacitance Variation	≤ ±3.0% or ± .3 pF, whichever is greater		
	Q (C=Nominal Cap)	≥ 30 pF: Q ≥ 350 ≥ 10 pF, <30 pF: Q ≥ 275 +5C/2 <10 pF: Q ≥ 200 +10C		
	Insulation Resistance	≥ Initial Value x 0.3 (See Above)		
	Dielectric Strength	Meets Initial Values (As Above)		
	Appearance	No visual defects	<p>Store in a test chamber set at 85°C ± 2°C/ 85% ± 5% relative humidity for 1000 hours (+48, -0) with rated voltage applied.</p> <p>Remove from chamber and stabilize at room temperature for 24 ± 2 hours before measuring.</p>	
	Capacitance Variation	≤ ±5.0% or ± .5 pF, whichever is greater		
	Q	≥ 30 pF: Q ≥ 350 ≥ 10 pF, <30 pF: Q ≥ 275 +5C/2 <10 pF: Q ≥ 200 +10C		
	Insulation Resistance	≥ Initial Value x 0.3 (See Above)		
	Dielectric Strength	Meets Initial Values (As Above)		

COG (NP0) Dielectric, KGM Series

Capacitance Range



SIZE	0101*		0201			0402			0603				0805					1206							
Soldering	Reflow Only		Reflow Only			Reflow/Wave			Reflow/Wave				Reflow/Wave					Reflow/Wave							
Packaging	All Paper		All Paper			All Paper			All Paper				Paper/Embossed					Paper/Embossed							
(L) Length	mm 0.4 ± 0.02		0.60 ± 0.03			1.0 ± 0.10			1.60 ± 0.15				2.01 ± 0.20					3.20 ± 0.20							
(L) Length	(in.) (0.016 ± 0.0008)		(0.024 ± 0.001)			(0.040 ± 0.004)			(0.063 ± 0.006)				(0.079 ± 0.008)					(0.126 ± 0.008)							
(W) Width	mm 0.20 ± 0.02		0.30 ± 0.03			0.50 ± 0.10			0.81 ± 0.15				1.25 ± 0.20					1.60 ± 0.20							
(W) Width	(in.) (0.008 ± 0.0008)		(0.011 ± 0.001)			(0.020 ± 0.004)			(0.032 ± 0.006)				(0.049 ± 0.008)					(0.063 ± 0.008)							
(t) Terminal	mm 0.10 ± 0.04		0.15 ± 0.05			0.25 ± 0.15			0.35 ± 0.15				0.50 ± 0.25					0.50 ± 0.25							
(t) Terminal	(in.) (0.004 ± 0.0016)		(0.006 ± 0.002)			(0.010 ± 0.006)			(0.014 ± 0.006)				(0.02 ± 0.010)					(0.020 ± 0.010)							
Cap (pF)	16		25	50	16	25	50	16	25	50	100	200	16	25	50	100	200	250	16	25	50	100	200	250	500
0.5	A	A	A	A	A	A	A	A	A	A	A	A	B	B	B	B	B	B	B	B	B	B	B	B	B
1.0	A	A	A	A	A	A	A	A	A	A	A	A	B	B	B	B	B	B	B	B	B	B	B	B	B
1.2	A	A	A	A	A	A	A	A	A	A	A	A	B	B	B	B	B	B	B	B	B	B	B	B	B
1.5	A	A	A	A	A	A	A	A	A	A	A	A	B	B	B	B	B	B	B	B	B	B	B	B	B
1.8	A	A	A	A	A	A	A	A	A	A	A	A	B	B	B	B	B	B	B	B	B	B	B	B	B
2.2	A	A	A	A	A	A	A	A	A	A	A	A	B	B	B	B	B	B	B	B	B	B	B	B	B
2.7	A	A	A	A	A	A	A	A	A	A	A	A	B	B	B	B	B	B	B	B	B	B	B	B	B
3.3	A	A	A	A	A	A	A	A	A	A	A	A	B	B	B	B	B	B	B	B	B	B	B	B	B
3.9	A	A	A	A	A	A	A	A	A	A	A	A	B	B	B	B	B	B	B	B	B	B	B	B	B
4.7	A	A	A	A	A	A	A	A	A	A	A	A	B	B	B	B	B	B	B	B	B	B	B	B	B
5.6	A	A	A	A	A	A	A	A	A	A	A	A	B	B	B	B	B	B	B	B	B	B	B	B	B
6.8	A	A	A	A	A	A	A	A	A	A	A	A	B	B	B	B	B	B	B	B	B	B	B	B	B
8.2	A	A	A	A	A	A	A	A	A	A	A	A	B	B	B	B	B	B	B	B	B	B	B	B	B
10	A	A	A	A	A	A	A	A	A	A	A	A	B	B	B	B	B	B	B	B	B	B	B	B	B
12	A	A	A	A	A	A	A	A	A	A	A	A	B	B	B	B	B	B	B	B	B	B	B	B	B
15	A	A	A	A	A	A	A	A	A	A	A	A	B	B	B	B	B	B	B	B	B	B	B	B	B
18	A	A	A	A	A	A	A	A	A	A	A	A	B	B	B	B	B	B	B	B	B	B	B	B	B
22	A	A	A	A	A	A	A	A	A	A	A	A	B	B	B	B	B	B	B	B	B	B	B	B	B
27	A	A	A	A	A	A	A	A	A	A	A	A	B	B	B	B	B	B	B	B	B	B	B	B	B
33	A	A	A	A	A	A	A	A	A	A	A	A	B	B	B	B	B	B	B	B	B	B	B	B	B
39	A	A	A	A	A	A	A	A	A	A	A	A	B	B	B	B	B	B	B	B	B	B	B	B	B
47	A	A	A	A	A	A	A	A	A	A	A	A	B	B	B	B	B	B	B	B	B	B	B	B	B
56	A	A	A	A	A	A	A	A	A	A	A	A	B	B	B	B	B	B	B	B	B	B	B	B	B
68	A	A	A	A	A	A	A	A	A	A	A	A	B	B	B	B	B	B	B	B	B	B	B	B	B
82	A	A	A	A	A	A	A	A	A	A	A	A	B	B	B	B	B	B	B	B	B	B	B	B	B
100	A	A	A	A	A	A	A	A	A	A	A	A	B	B	B	B	B	B	B	B	B	B	B	B	B
120		A	A	A	A	A	A	A	A	A	A	A	B	B	B	B	B	B	B	B	B	B	B	B	B
150		A	A	A	A	A	A	A	A	A	A	A	B	B	B	B	B	B	B	B	B	B	B	B	B
180		A	A	A	A	A	A	A	A	A	A	A	B	B	B	B	B	B	B	B	B	B	B	B	B
220		A	A	A	A	A	A	A	A	A	A	A	B	B	B	B	B	B	B	B	B	B	B	B	B
270			A	A	A	A	A	A	A	A	A	A	B	B	B	B	B	B	B	B	B	B	B	B	B
330				A	A	A	A	A	A	A	A	A	B	B	B	B	B	B	B	B	B	B	B	B	B
390				A	A	A	A	A	A	A	A	A	B	B	B	B	B	B	B	B	B	B	B	B	B
470				A	A	A	A	A	A	A	A	A	B	B	B	B	B	B	B	B	B	B	B	B	B
560				A	A	A	A	A	A	A	A	A	B	B	B	B	B	B	B	B	B	B	B	B	B
680				A	A	A	A	A	A	A	A	A	B	B	B	B	B	B	B	B	B	B	B	B	B
820				A	A	A	A	A	A	A	A	A	B	B	B	B	B	B	B	B	B	B	B	B	B
1000				A	A	A	A	A	A	A	A	A	B	B	B	B	B	B	B	B	B	B	B	B	B
1200								B	B	B	B			B	B	B	B	B	A	A	B	B	B	B	B
1500								B	B	B	B			B	B	B	B	B	A	A	B	B	B	B	B
1800								B	B	B	B			B	B	B	B	B	A	A	B	B	B	B	B
2200								B	B	B				A	A	A	A	A	A	B	B	B	B	V	D
2700								B	B	B				A	A	A	A	A	A	B	B	B	B	V	D
3300								B	B	B				A	A	A	A	A	A	B	V	V	T	D	A
3900								B	B	B				A	A	A	A	A	A	B	V	V	T	A	A
4700								B	B	B				A	A	A	A	A	A	B	T	T	T	A	A
5600														A	A	A	A	A	A	B	T	T	T	A	A
6800														A	A	A	A	A	A	V	T	T	A	A	A
8200														A	A	A	A	A	A	D	A	A	A	A	A
0.010														A	A	A	A	A	A	D	A	A	A	A	A
(µF) 0.012																				H	H	H	H		
0.015																				H	H	H	H		
0.018																				H	H	H	H		
0.022																				H	H	H	H		
0.027																				H	H	H	H		
0.033																				H	H	H	H		
0.039																				H	H	H	H		
0.047																				H	H	H	H		
0.068																				H	H	H	H		
0.082																				H	H	H	H		
0.100																				H	H	H	H		
WVDC	16	25	50	16	25	50	16	25	50	100	200	16	25	50	100	200	250	16	25	50	100	200	250	500	
SIZE	0101*	0201			0402			0603				0805					1206								



Case Size	0101 (KGM 02)	0201 (KGM03)	0402 (KGM05)	0603 (KGM15)		0805 (KGM21)			1206 (KGM31)					
Thickness Letter	A	A	A	A	B	B	E	A	B	V	T	D	A	H
Max Thickness (mm)	0.22	0.33	0.56	0.90	0.95	0.94	1.35	1.45	0.94	1.22	1.35	1.45	1.80	1.90
Carrier Tape	PAPER	PAPER	PAPER	PAPER	PAPER	PAPER	EMB	EMB	PAPER	EMB	EMB	EMB	EMB	EMB
Packaging Code 7" reel	H	H	H	T	T	T	U	U	T	U	U	U	U	U
Packaging Code 13" reel	n/a	N	N	M	M	M	M	L	L	M	L	L	L	L
	PAPER						EMBOSS (EMB)							

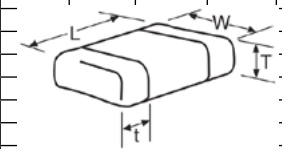
KYOCERA AVX The Important Information/Disclaimer is incorporated in the catalog where these specifications came from or available online at www.kyocera-avx.com/disclaimer/ by reference and should be reviewed in full before placing any order.

COG (NP0) Dielectric, KGM Series

Capacitance Range



SIZE		1210					1812					1825			2220			2225		
Soldering		Reflow Only					Reflow Only					Reflow Only			Reflow Only			Reflow Only		
Packaging		All Embossed					All Embossed					All Embossed			All Embossed			All Embossed		
(L) Length	mm	3.20 ± 0.20					4.50 ± 0.30					4.50 ± 0.30			5.70 ± 0.40			5.72 ± 0.25		
	(in.)	(0.126 ± 0.008)					(0.177 ± 0.012)					(0.177 ± 0.012)			(0.225 ± 0.016)			(0.225 ± 0.010)		
(W) Width	mm	2.50 ± 0.20					3.20 ± 0.20					6.40 ± 0.40			5.00 ± 0.40			6.35 ± 0.25		
	(in.)	(0.098 ± 0.008)					(0.126 ± 0.008)					(0.252 ± 0.016)			(0.197 ± 0.016)			(0.250 ± 0.010)		
(t) Terminal	mm	0.50 ± 0.25					0.61 ± 0.36					0.61 ± 0.36			0.64 ± 0.39			0.64 ± 0.39		
	(in.)	(0.020 ± 0.010)					(0.024 ± 0.014)					(0.024 ± 0.014)			(0.025 ± 0.015)			(0.025 ± 0.015)		
WVDC	WVDC	25	50	100	200	500	25	50	100	200	500	50	100	200	50	100	200	50	100	200
Cap 3.9																				
(pF) 4.7																				
5.6																				
6.8																				
8.2																				
10		E	E	E	E	E	B	B	B	B	B									
12		E	E	E	E	E	B	B	B	B	B									
15		E	E	E	E	E	B	B	B	B	B									
18		E	E	E	E	E	B	B	B	B	B									
22		E	E	E	E	E	B	B	B	B	B									
27		E	E	E	E	E	B	B	B	B	B									
33		E	E	E	E	E	B	B	B	B	B									
39		E	E	E	E	E	B	B	B	B	B									
47		E	E	E	E	E	B	B	B	B	B									
56		E	E	E	E	E	B	B	B	B	B									
68		E	E	E	E	E	B	B	B	B	B									
82		E	E	E	E	E	B	B	B	B	B									
100		E	E	E	E	E	B	B	B	B	B									
120		E	E	E	E	E	B	B	B	B	B									
150		E	E	E	E	E	B	B	B	B	B									
180		E	E	E	E	E	B	B	B	B	B									
220		E	E	E	E	E	B	B	B	B	B									
270		E	E	E	E	E	B	B	B	B	B									
330		E	E	E	E	E	B	B	B	B	B									
390		E	E	E	E	E	B	B	B	B	B									
470		E	E	E	E	E	B	B	B	B	B									
560		E	E	E	E	E	B	B	B	B	B									
680		E	E	E	E	E	B	B	B	B	B									
820		E	E	E	E	E	B	B	B	B	B									
1,000		E	E	E	E	E	B	B	B	B	B	C	C	C	Z	Z	Z	D	D	D
1200		E	E	E	E	E	B	B	B	B	B	C	C	C	Z	Z	Z	D	D	D
1500		E	E	E	E	E	B	B	B	B	B	C	C	C	Z	Z	Z	D	D	D
1800		E	E	E	E	E	B	B	B	B	B	C	C	C	Z	Z	Z	D	D	D
2200		E	E	E	E	E	B	B	B	B	B	C	C	C	Z	Z	Z	D	D	D
2700		E	E	E	E	E	B	B	B	B	B	C	C	C	Z	Z	Z	D	D	D
3300		E	E	E	E	E	B	B	B	B	B	C	C	C	Z	Z	Z	D	D	D
3900		E	E	E	E	E	B	B	B	B	B	C	C	C	Z	Z	Z	D	D	D
4700		E	E	E	H	H	B	B	B	B	B	C	C	C	Z	Z	Z	D	D	D
5600		E	E	E	H	H	B	B	B	B	B	C	C	C	Z	Z	Z	D	D	D
6800		E	E	E	H	H	B	B	B	B	B	C	C	C	Z	Z	Z	D	D	D
8200		E	E	E	H	H	B	B	B	B	B	C	C	C	Z	Z	Z	D	D	D
Cap 0.010		E	E	H	J	J	B	B	B	B	B	C	C	C	Z	Z	Z	D	D	D
(µF) 0.012		H	H	H	J	J	B	B	B	E	E	C	C	C	Z	Z	Z	D	D	D
0.015		H	H	J	L	L	B	B	B	E	E	C	C	C	Z	Z	Z	D	D	D
0.018		J	J	L	L		B	B	E	F	F	C	C	C	Z	Z	Z	D	D	D
0.022		J	J	L	L		B	B	E	F	F	C	C	C	Z	Z	Z	D	D	D
0.027		L	L	L	L		E	E	F	J		C	C	C	Z	Z	Z	D	D	D
0.033		L	L	L	L		E	E	F			C	C	C	Z	Z	Z	D	D	D
0.039		L	L	L			J	J	J			C	C	C	Z	Z	Z	D	D	D
0.047		L	L	L			J	J	J			C	C	C	Z	Z	C	D	D	D
0.068							J	J	J			C	C	F	Z	Z	C	D	D	G
0.082							J	J	J			C	F		Z	C		D	D	G
0.100							J	J	J			F	F		C	C		D	G	G
WVDC	WVDC	25	50	100	200	500	25	50	100	200	500	50	100	200	50	100	200	50	100	200
SIZE	SIZE	1210					1812					1825			2220			2225		



Case Size	1210 (KGM 32)					1812 (KGM 43)					1825 (KGM 44)		2220 (KGM 55)			2225 (KGM 56)	
Thickness Letter	E	H	J	L		B	E	F	J	C	F	Z	C	D	G	E	G
Max Thickness (mm)	1.45	1.8	2.21	2.80		1.45	1.8	2.21	2.80	2.21	2.80	2.21	2.80	2.21	2.80	2.29	2.80
Carrier Tape	EMB	EMB	EMB	EMB		EMB	EMB	EMB	EMB	EMB	EMB	EMB	EMB	EMB	EMB	EMB	EMB
Packaging Code 7" reel	U	U	U	U		V	V	V	V	V	V	V	V	V	V	V	V
Packaging Code 13" reel	L	L	L	L		S	S	S	S	S	S	S	S	S	S	S	S

EMBOSSED (EMB)

KYOCERA AVX The Important Information/Disclaimer is incorporated in the catalog where these specifications came from or available online at www.kyocera-avx.com/disclaimer/ by reference and should be reviewed in full before placing any order.

Looking for pricing, stock, or lifecycle information?

Click below to explore more details on WIN SOURCE:

 [View KGM15ACG2A100FT on WIN SOURCE](#)

 [AVX Corp/Kyocera Corp](#) Information

Optimize Your Supply Chain with WIN SOURCE Solutions

-  Global Sourcing Solution
-  Obsolete Management
-  Cost Control Management
-  Shortage Management
-  Alternative Solution
-  Excess Inventory Management