



**THE DATASHEET OF
0031.8201.G**



Fuseholder Open Design, 5 x 20 mm, THT, SMT, THR, IEC 60335-1

new



OGN for THR



OGN for THT



OGN for SMT



OGN for SMT for increased solder temperature with gold contacts

500 VAC · 4 W/16 A (VDE) · 500 VAC/VDC · 16 A (UL/CSA)

See below:
[Approvals and Compliances](#)

Description

- For appliances in unattended use
- Fulfills increased glow wire requirements acc. IEC 60335-1

Unique Selling Proposition

- Available for all your assembly cases in THT, SMT and THR
- Suitable for fully automated PCB assembling (SMT and THR)
- Reflow capable and small design height (SMT and THR)
- Available preassembled with fuses and covers (SMT only)

Applications

- Household appliances
- Industrial Equipment
- Control electronics


References

Alternative: version pre-assembled [OGN Pre-Assembled Fuseholder to FSF 5x20; FST 5x20; FTT 5x20; SPT 5x20](#)

Weblinks

[pdf data sheet](#), [html datasheet](#), [General Product Information](#), [Distributor-Stock-Check](#), [Accessories](#), [Detailed request for product](#), [Microsite](#)

Technical Data

Shock-Safe Category	PC1
Fuse-Link	5 x 20 mm
Mounting	PCB
Attachment	Screw/rivet/THT/SMT
Terminal	Solder THT, Solder SMT, Solder THR
Rated Voltage	500 VAC (VDE), 500 VAC/VDC (UL/CSA)
Rated current	10/16 A (VDE), 16 A (UL/CSA)
Rated Power Acceptance IEC	4 W / 16 A @ Ta 23 °C 4 W / 10 A with black cover 2.5 W / 10 A with transparent cover, see derating curves
Degree of Protection	IP20 (with cover)
Protection Class	Suitable for appliances with protection class I acc. to IEC 61140
Admissible Ambient Temp.	-40 °C to 85 °C
Climatic Category	40/085/21 acc. to IEC 60068-1
Material: Socket	Thermoplastic UL 94V-0
Material: Cover	Thermoplastic UL 94V-0
Material: Terminals	Copper alloy, tin-plated or gold plated
Unit Weight	1.7 g
Storage Conditions	0 °C to 60 °C, max. 70% r.h.
Product Marking	 , Type, Certification marks

Soldering Methods	Wave and reflow Soldering Profile
Solderability	Reflow: 245 - 260 °C +0/-5 °C / max. 30 sec acc. to JEDEC J-STD-020E Wave: 245 °C / 3 sec acc. to IEC 60068-2-20, Test Ta, method 1
Resistance to Soldering Heat	260 °C / 10 sec acc. to IEC 60068-2-20, Test Tb, method 1
Moisture Sensitivity Level	MSL1, J-STD-020
Contact Resistance	≤ 10 mΩ at 100 mA acc. to IEC 60127-6
Dielectric Strength	> 3 kV between live parts (50 Hz: 1 min)
Impulse Withstand Voltage	> 4 kV between live parts
Insulation Resistance	≥ 10 MΩ (500 VDC: 1 min)
Overvoltage Category	III acc. to IEC 60664-1
Pollution Degree	3 acc. to IEC 60664-1



Approvals and Compliances

Detailed information on product approvals, code requirements, usage instructions and detailed test conditions can be looked up in [Details about Approvals](#)

SCHURTER products are designed for use in industrial environments. They have approvals from independent testing bodies according to national and international standards. Products with specific characteristics and requirements such as required in the automotive sector according to IATF 16949, medical technology according to ISO 13485 or in the aerospace industry can be offered exclusively with customer-specific, individual agreements by SCHURTER.




Approvals

The approval mark is used by the testing authorities to certify compliance with the safety requirements placed on electronic products.
 Approval Reference Type: OGN

Approval Logo	Certificates	Certification Body	Description
	VDE Approvals	VDE	VDE Certificate Number: 40045404
	UL Approvals	UL	UR File Number: E39328


Product standards

Product standards that are referenced

Organization	Design	Standard	Description
	Designed according to	IEC 60127-6	Miniature fuses. Part 6. Fuse-holders for miniature fuse-links
	Designed according to	UL 4248-1	Industrial Control Equipment
	Designed according to	CSA C22.2 no. 4248.1	Industrial Control Equipment







Application standards

Application standards where the product can be used

Organization	Design	Standard	Description
	Suitable for applications acc.	IEC/UL 62368-1	Audio/video, information and communication technology equipment - Part 1: Safety requirements
	Suitable for applications acc.	IEC 60335-1	Safety of electrical appliances for household and similar purposes. Meets the requirements for appliances in unattended use. This includes the enhanced requirements of glow wire tests acc. to IEC 60695-2-11 or -12 & -13.

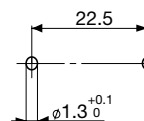
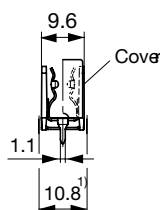
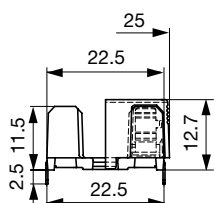
Compliances

The product complies with following Guide Lines

Identification	Details	Initiator	Description
	CE declaration of conformity	SCHURTER AG	The CE marking declares that the product complies with the applicable requirements laid down in the harmonisation of Community legislation on its affixing in accordance with EU Regulation 765/2008.
	UKCA declaration of conformity	SCHURTER AG	The UKCA marking declares that the product complies with the applicable requirements laid down in the British Amendment of Regulation (EC) 765/2008.
	RoHS	SCHURTER AG	Directive RoHS 2011/65/EU, Amendment (EU) 2015/863
	China RoHS	SCHURTER AG	The law SJ / T 11363-2006 (China RoHS) has been in force since 1 March 2007. It is similar to the EU directive RoHS.
	REACH	SCHURTER AG	On 1 June 2007, Regulation (EC) No 1907/2006 on the Registration, Evaluation, Authorization and Restriction of Chemicals 1 (abbreviated as "REACH") entered into force.
	White Paper Glow wire test	SCHURTER AG	Meets the requirements of IEC 60335-1 for appliances in unattended use. This includes the enhanced requirements of glow wire tests acc. to IEC 60695-2-11 or -12 & -13.

Dimension [mm]

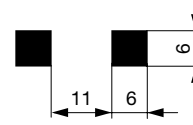
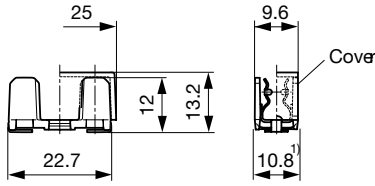
THR variant



Drilling diagram

1) Installation dimension

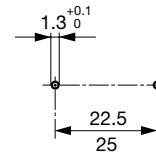
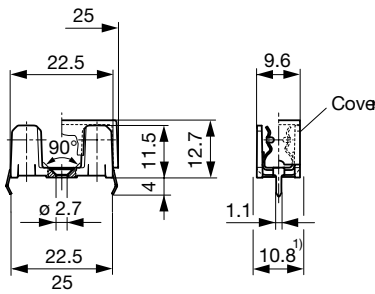
SMT variant



Soldering pads

1) Installation dimension

THT variant

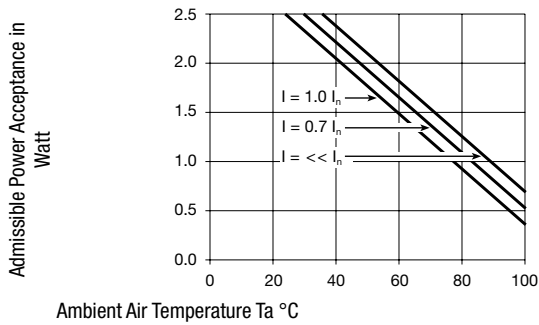


Drilling diagram

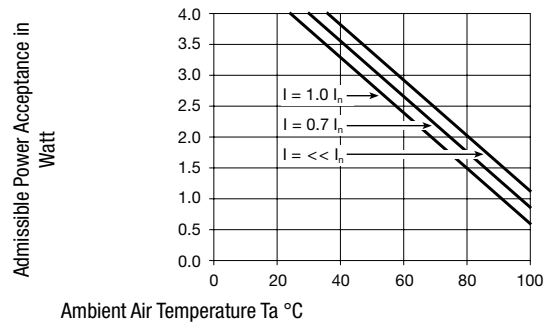
1) Installation dimension

Derating Curves

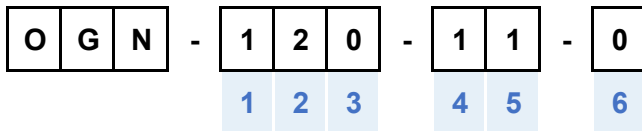
With Transparent Cover









With black cover or without cover



Order number key



Mounting		1
PCB - THT	=	1
PCB - SMT standard	=	2
PCB - SMT high-reflow	=	3
Connection		2
Solder, kinked pins imperial 22.5 mm	=	2
Solder, kinked pins metric 25 mm	=	4
Solder, SMT	=	5
Solder, THR imperial 22.5 mm	=	6
Contact material		3
Standard	=	0
Contact surface		4
Tin-plated	=	1
Gold-plated	=	3
Socket colour		5
Black	=	1
Type variation		6
Standard	=	0

All Variants

Type	Pin distance	Coating	Reflow Condition	Packaging	Order Number
THR	22.5	Tin-plated	Reflow 245°C	Bulk (100 pcs.)	3-132-873
THR	22.5	Tin-plated	Reflow 245°C	Blister Tape (320 pcs.)	3-132-874
THR	22.5	Tin-plated	Reflow 260°C	Blister Tape (320 pcs.)	3-143-049
THR	22.5	Tin-plated	Reflow 260°C	Bulk (100 pcs.)	3-143-050
THT	22.5	Tin-plated	Wave 245°C	Bulk (100 pcs.)	0031.8201
THT	22.5	Tin-plated	Wave 245°C	Bulk (1000 pcs.)	0031.8201.G
THT	25	Tin-plated	Wave 245°C	Bulk (100 pcs.)	0031.8211
THT	25	Tin-plated	Wave 245°C	Bulk (1000 pcs.)	0031.8211.G
SMT	-	Tin-plated	Reflow 245°C	Bulk (100 pcs.)	0031.8221
SMT	-	Tin-plated	Reflow 245°C	Blister Tape (400 pcs.)	0031.8225
SMT	-	Tin-plated	Reflow 245°C	Blister Tray (500 pcs.)	0031.8222
SMT	-	Tin-plated	Reflow 260°C	Bulk (100 pcs.)	0031.8263
SMT	-	Tin-plated	Reflow 260°C	Blister Tape (400 pcs.)	0031.8265
SMT	-	Tin-plated	Reflow 260°C	Blister Tray (500 pcs.)	0031.8264
SMT	-	Gold-Plated	Reflow 260°C	Bulk (100 pcs.)	0031.8273
SMT	-	Gold-Plated	Reflow 260°C	Blister Tape (400 pcs.)	0031.8275
SMT	-	Gold-Plated	Reflow 260°C	Blister Tray (500 pcs.)	0031.8274

Availability for all products can be searched real-time: <https://www.schurter.com/en/info-center/support-tools/stock-check-distributors>

Packaging Unit


see variants
 Bulk (100 pcs.): 128 x 91 x 60 mm
 Bulk (1000 pcs.): 210 x 200 x 100 mm
 Blister Tape (320 pcs.): 38 cm Reel acc. IEC 60286-3 Type 3
 Blister Tape (400 pcs.): 38 cm Reel acc. IEC 60286-3 Type 3
 Blister Tray (500 pcs.): 266 x 174 mm

Accessories

Description





[Accessories_for_OGN](#)
 Covers and Adapter for OGN



[Adapter_to_OGN](#)
 Fuse Carriage with Handle for OGN

Looking for pricing, stock, or lifecycle information?

Click below to explore more details on WIN SOURCE:

-  [View 0031.8201.G on WIN SOURCE](#)
-  [Schurter Inc. Information](#)

Optimize Your Supply Chain with WIN SOURCE Solutions

-  Global Sourcing Solution
-  Obsolete Management
-  Cost Control Management
-  Shortage Management
-  Alternative Solution
-  Excess Inventory Management