



**THE DATASHEET OF  
0015800101**





**Part Number :** [15800101](#)

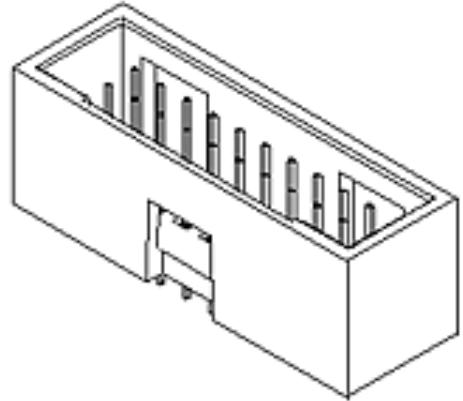
**Product Description :** 2.54mm Pitch C-Grid Header, Through Hole without Peg, Dual Row, Vertical, Shrouded, High Temperature, 10 Circuits, Tin (Sn) Plating

**Series Number :** 70567

**Status :** Active

**Product Category :** PCB Headers and Receptacles

**Engineering Number :** 70567-0003



---

## Documents & Resources

### Drawings

[015800101\\_sd.pdf](#)

[PK-70873-0018-001.pdf](#)

### 3D Models and Design Files

[015800101\\_stp.zip](#)

### Specifications


[713080001-AS-000.pdf](#)

[PS-70567-001.pdf](#)

---

## Product Environment Compliance

### Compliance

GADSL/IMDS	Not Relevant
China RoHS	
EU ELV	Not Relevant
Low-Halogen Status	Low-Halogen per IEC 61249-2-21
REACH SVHC	Not Contained per D(2024)4144-DC (27 June 2024)
EU RoHS	Compliant per EU 2015/863

### Multiple Part Product Compliance Statements

- Eu RoHS
- REACH SVHC
- Low-Halogen

## Multiple Part Industry Compliance Documents

- IPC 1752A Class C
- IPC 1752A Class D
- Molex Product Compliance Declaration
- IEC-62474
- chemSHERPA (xml)

## EU RoHS Certificate of Compliance

---

### Part Details

#### General

Status	Active
Category	PCB Headers and Receptacles
Series	70567
Description	2.54mm Pitch C-Grid Header, Through Hole without Peg, Dual Row, Vertical, Shrouded, High Temperature, 10 Circuits, Tin (Sn) Plating
Application	Signal, Wire-to-Board
Component Type	PCB Header
Product Name	C-Grid
UPC	800755030389

#### Agency

CSA	LR19980
UL	E29179

#### Electrical

Current - Maximum per Contact	2.5A
Voltage - Maximum	250V

#### Physical

Breakaway	No
Circuits (Loaded)	10
Circuits (maximum)	10
Color - Resin	Black
First Mate / Last Break	No

Flammability	94V-0
Glow-Wire Capable	No
Guide to Mating Part	No
Keying to Mating Part	None
Lock to Mating Part	Yes
Material - Metal	Brass, Phosphor Bronze
Material - Plating Mating	Tin
Material - Plating Termination	Tin
Material - Resin	High Temperature Thermoplastic
Net Weight	1.913/g
Number of Rows	2
Orientation	Vertical
Packaging Type	Tube
PC Tail Length	3.30mm
PCB Locator	No
PCB Retention	Yes
PCB Thickness - Recommended	2.40mm
Pitch - Mating Interface	2.54mm
Pitch - Termination Interface	2.54mm
Plating min - Mating	3.810µm
Plating min - Termination	3.810µm
Polarized to Mating Part	Yes
Polarized to PCB	No
Shrouded	Fully
Stackable	No
Temperature Range - Operating	-55° to +105°C
Termination Interface Style	Through Hole

### Solder Process Data

Max-Duration	5
Lead-Free Process Capability	SMC&WAVE
Max-Cycle	1
Max-Temp	245

---

## Mates With / Use With

### Mates with Part(s)



Description	Part Number
C-Grid Vertical, Dual Row, High Profile, Surface Mount PCB Connectors	<u>71395</u>
C-Grid Vertical, Dual Row, High Profile, Through Hole PCB Receptacles	<u>71850</u>
SL Dual Row Crimp Housings	<u>70450</u>

---

This document was generated on Dec 12, 2024

## Looking for pricing, stock, or lifecycle information?

Click below to explore more details on WIN SOURCE:

-  [View 0015800101 on WIN SOURCE](#)
-  [Molex, LLC Information](#)

## Optimize Your Supply Chain with WIN SOURCE Solutions

-  Global Sourcing Solution
-  Obsolete Management
-  Cost Control Management
-  Shortage Management
-  Alternative Solution
-  Excess Inventory Management