



**THE DATASHEET OF
1053840003**





PRODUCT SPECIFICATION

CONTACT SPRING

1.0 SCOPE

This Product Specification covers contact spring product.

2.0 PRODUCT DESCRIPTION

2.1 PRODUCT NAME AND SERIES NUMBER(S)

Series Number

Product Descriptions

105384

Contact Spring

2.2 DIMENSIONS, MATERIALS, PLATINGS AND MARKINGS

See the appropriate Sales Drawings for information on dimensions, materials, plating and markings, recommended module outlines and footprint Specifications.

2.3 SAFETY AGENCY APPROVALS

UL File: TBA
CSA File: TBA

TENTATIVE RELEASE: THIS SPECIFICATION IS BASED ON DESIGN OBJECTIVES AND IS STRICTLY TENTATIVE. PRELIMINARY TEST DATA MAY EXIST, BUT THIS SPECIFICATION IS SUBJECTED TO CHANGE BASED ON THE RESULTS OF ADDITIONAL TESTING AND EVALUATION

REVISION: B	ECR/ECN INFORMATION: EC No: SH2016-0120 DATE: 2015/11/09	TITLE: CONTACT SPRING	SHEET No. 1 of 4
DOCUMENT NUMBER: PS-105384-001	CREATED / REVISED BY: RLI09	CHECKED BY: FYANG05	APPROVED BY: RZHANG



PRODUCT SPECIFICATION

3.0 APPLICABLE DOCUMENTS AND SPECIFICATIONS

The following documents are part of this specification between the requirements of this specified herewith. In the event of conflict between the requirements of this specification and the product drawings, the product drawings shall take precedence. In the event of conflict between the requirements of this specification and reference documents, this specification shall take precedence.

4.0 RATINGS

4.1 VOLTAGE

10 Volts DC

4.2 CURRENT

1.0 Amps

4.3 FIELD LIFE AND TEMPERATURE

Field Life: 1 years

Field Temperature: -40°C~85°C

4.4 OPERATING TEMPERATURE

-40°C ~ +85°C

5.0 PERFORMANCE

5.1 ELECTRICAL REQUIREMENTS

ITEM	DESCRIPTION	TEST CONDITION	REQUIREMENT
1	Contact Resistance (Low Level)	Mate connectors at minimum deflection: apply a maximum voltage of 20 mV and a maximum current of 100 mA. (EIA-364-23)	Initial: 60 mΩ Max. ΔR: 10 mΩ Max.
2	Contact Current Rating	Mate the connectors, single contact and measure the temperature rise at the rated current of 1.0A.	Maximum Temperature Rise: 30 °C above ambient.

REVISION: B	ECR/ECN INFORMATION: EC No: SH2016-0120 DATE: 2015/11/09	TITLE: CONTACT SPRING	SHEET No. 2 of 4
DOCUMENT NUMBER: PS-105384-001	CREATED / REVISED BY: RLI09	CHECKED BY: FYANG05	APPROVED BY: RZHANG



PRODUCT SPECIFICATION

5.2 MECHANICAL REQUIREMENTS

ITEM	DESCRIPTION	TEST CONDITION	REQUIREMENT
3	Normal Force	Measure force at minimum deflection	0.25N minimum before durability 0.20N minimum after durability
4	Durability	1500 cycles; 400 ~ 600 cycles per hour. (EIA-364-09C/ Method 2016 of MIL-STD-1344A)	Contact Resistance: ΔR : 10 m Ω Max. No physical damage
5	Vibration	Subject mated specimens to 3.10G's rms between 20-500Hz. 15 minutes in each of 3 mutually perpendicular planes. EIA-364-28, Test Condition VII, Test Condition Letter D	No Physical Damage Contact Resistance: ΔR : 10 m Ω Max. No discontinuities of 1 microsecond or longer duration.
6	Shock (Mechanical)	Subject mated specimens to 30 G's half-sine shock pulsed of 11 milliseconds duration. Three shocks in each direction applied along 3 mutually perpendicular planes, 18 total shock. (EIA-364-27, Condition H)	No Physical Damage Contact Resistance: ΔR : 10 m Ω Max. No discontinuities of 1 microsecond or longer duration.

5.3 ENVIRONMENTAL REQUIREMENTS

ITEM	DESCRIPTION	TEST CONDITION	REQUIREMENT
7	Salt Spray	Meet 48 Hours, 5% Salt Concentration (EIA-364-26 / Method 101D, test condition B of MIL-STD-202F)	Contact Resistance: ΔR : 10 m Ω Max. Appearance: No Damage
8	Humidity-Temperature Cycling	25°C~65°C, 90%~95% RH; 7 Cycles (7 days). (EIA-364-31B, Method IV)	Contact Resistance: ΔR : 10 m Ω Max. Appearance: No Damage
9	Thermal Shock	Mate connectors; expose to 10 cycles of: -55°C for 30 minutes and 85°C for 30 minutes. (EIA-364-32C)	Contact Resistance: ΔR : 10 m Ω Max. Appearance: No Damage
10	Temperature Life	Mate connectors; expose to: 250 hours at 85 \pm 3°C Per EIA-364-17	Contact Resistance: ΔR : 10 m Ω Max. Appearance: No Damage
11	Solderability	Steam age for 8 hour +/- 15 min. Solder 5 \pm 0.5 seconds. Solder temperature: 245 \pm 5 °C. Non-activated flux. (EIA-364-52A)	Solder coverage: 95% MINIMUM

REVISION:	ECR/ECN INFORMATION:	TITLE:	SHEET No.
B	EC No: SH2016-0120 DATE: 2015/11/09	CONTACT SPRING	3 of 4
DOCUMENT NUMBER:	CREATED / REVISED BY:	CHECKED BY:	APPROVED BY:
PS-105384-001	RLI09	FYANG05	RZHANG



PRODUCT SPECIFICATION

6.0 TEST SEQUENCE

TEST DESCRIPTION SEQUENCE	TEST GROUP						
	1	2	3	4	5	6	7
Contact Resistance		2,4	1,3,5	1,4	1,3	1,3	
Contact Current Rating	1						
Normal Force		1,5					
Durability		3					
Vibration			2				
Shock (Mechanical)			4				
Salt Spray					2		
Humidity-Temperature Cycling				3			
Thermal Shock				2			
Temperature Life						2	
Solderability							1
Sample Size per Test Group	5	5	5	5	5	5	5

7.0 PACKAGING

Parts shall be packed in tapes and protected against damage during handling, transportation and storage. .



8.0 RECOMMENDED SOLDERING PROCESS

Connector should be soldered onto PCB using the reflow soldering technique.







REVISION: B	ECR/ECN INFORMATION: EC No: SH2016-0120 DATE: 2015/11/09	TITLE: CONTACT SPRING	SHEET No. 4 of 4
DOCUMENT NUMBER: PS-105384-001	CREATED / REVISED BY: RLI09	CHECKED BY: FYANG05	APPROVED BY: RZHANG

Looking for pricing, stock, or lifecycle information?

Click below to explore more details on WIN SOURCE:

-  [View 1053840003 on WIN SOURCE](#)
-  [Molex, LLC Information](#)

Optimize Your Supply Chain with WIN SOURCE Solutions

-  Global Sourcing Solution
-  Obsolete Management
-  Cost Control Management
-  Shortage Management
-  Alternative Solution
-  Excess Inventory Management