



THE DATASHEET OF
102917-1



102917-1 ✓ ACTIVE

AMPMODU | AMPMODU IV/V

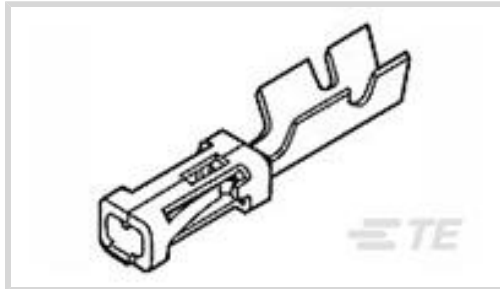
TE Internal #: 102917-1

Socket Contact, Gold, 250 VAC, Locking Lance Contact Retention, .
64mm Contact Size, Discrete Wire, 32 – 27 AWG Wire Size,
AMPMODU IV/V

[View on TE.com >](#)



Connectors > Contacts > Connector Contacts



Contact Type: **Socket**

Contact Mating Area Plating Material: **Gold**

Wire Contact Termination Area Plating Material: **Gold Flash**

Operating Voltage: **250 VAC**

Contact Retention Within Housing: **With**

Features

Industry Standards

Compatible With Approved Standards Products	UL E28476, CSA LR7189
---	-----------------------

Packaging Features

Packaging Quantity	12500
Packaging Method	Reel

Product Type Features

Discrete Wire Type	Stranded
Applied Pressure	Standard
Sealable	No

Dimensions

Compatible Insulation Diameter Range	.5 – 1.02 mm [.02 – .04 in]
Wire Size	59.2 – 197.35 CMA

Mechanical Attachment

Wire Insulation Support	With
Contact Retention Type Within Housing	Locking Lance

Electrical Characteristics

Termination Resistance	12 mΩ
Insulation Resistance	5000 MΩ
Dielectric Withstanding Voltage (Max)	750 V

Operating Voltage	250 VAC
-------------------	---------

Contact Features

Contact Underplating Material	Nickel
Contact Orientation	Straight
Contact Underplating Material Thickness	1.27 μm [50 μin]
Contact Mating Area Plating Material Thickness	.76 μm [30 μin]
Mating Square Post Dimension	.64 mm[.025 in]
Contact Length	11.3 mm[.445 in]
Barrel Type	Open
Contact Type	Socket
Contact Mating Area Plating Material	Gold
Wire Contact Termination Area Plating Material	Gold Flash
Contact Retention Within Housing	With
Contact Size	.64mm
Contact Base Material	Beryllium Copper
Contact Current Rating (Max)	3 A

Configuration Features

Compatible With Wire & Cable Type	Discrete Wire
-----------------------------------	---------------

Termination Features

Termination Method to Wire & Cable	Crimp
Product Terminates To	Wire & Cable

Usage Conditions

Operating Temperature Range	-65 – 105 $^{\circ}\text{C}$ [-85 – 221 $^{\circ}\text{F}$]
-----------------------------	--

Operation/Application

Circuit Application	Power & Signal
---------------------	----------------

Other

EU RoHS Compliance	Compliant
EU ELV Compliance	Compliant

Product Compliance

For compliance documentation, visit the product page on [TE.com](https://www.te.com)>

EU RoHS Directive 2011/65/EU	Compliant
------------------------------	-----------



EU ELV Directive 2000/53/EC	Compliant
China RoHS 2 Directive MIIT Order No 32, 2016	No Restricted Materials Above Threshold
EU REACH Regulation (EC) No. 1907/2006	Current ECHA Candidate List: JUNE 2024 (241) Candidate List Declared Against: JUNE 2024 (241) Does not contain REACH SVHC
Halogen Content	Low Halogen - Br, Cl, F, I < 900 ppm per homogenous material. Also BFR/CFR/PVC Free
Solder Process Capability	Not applicable for solder process capability

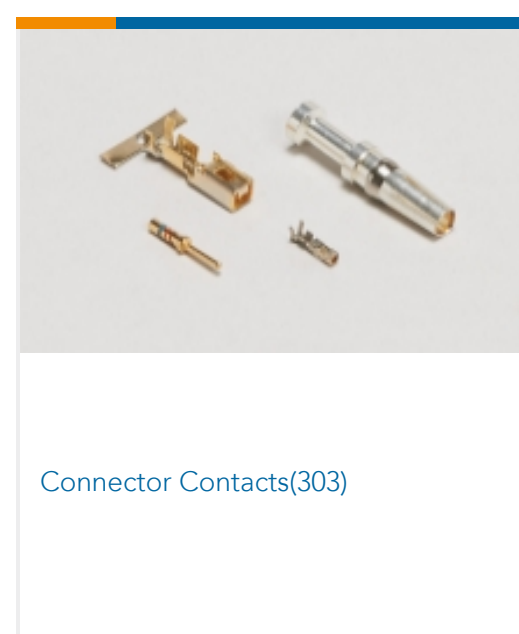

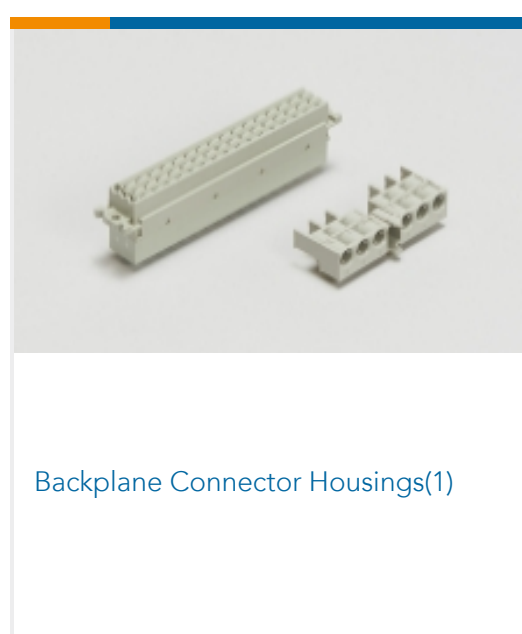
Product Compliance Disclaimer

This information is provided based on reasonable inquiry of our suppliers and represents our current actual knowledge based on the information they provided. This information is subject to change. The part numbers that TE has identified as EU RoHS compliant have a maximum concentration of 0.1% by weight in homogenous materials for lead, hexavalent chromium, mercury, PBB, PBDE, DBP, BBP, DEHP, DIBP, and 0.01% for cadmium, or qualify for an exemption to these limits as defined in the Annexes of Directive 2011/65/EU (RoHS2). Finished electrical and electronic equipment products will be CE marked as required by Directive 2011/65/EU. Components may not be CE marked. Additionally, the part numbers that TE has identified as EU ELV compliant have a maximum concentration of 0.1% by weight in homogenous materials for lead, hexavalent chromium, and mercury, and 0.01% for cadmium, or qualify for an exemption to these limits as defined in the Annexes of Directive 2000/53/EC (ELV). Regarding the REACH Regulation, the information TE provides on SVHC in articles for this part number is based on the latest European Chemicals Agency (ECHA) 'Guidance on requirements for substances in articles' posted at this URL: <https://echa.europa.eu/guidance-documents/guidance-on-reach>

Compatible Parts




Also in the Series | AMPMODU IV/V






Insertion & Extraction Tools(4)

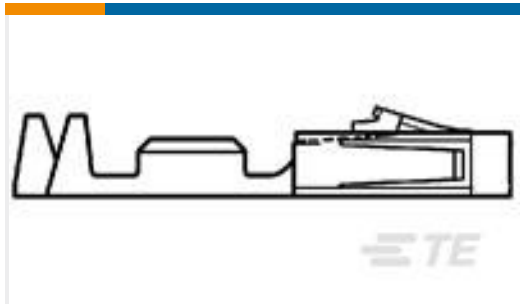


PCB Headers & Receptacles(593)




Power Contacts(230)

Customers Also Bought




TE Part #5-104481-2
SHORT POINT CONT PLTD SN



TE Part #87631-1
06 MODIV HSG COMP DR .100 POL



TE Part #329331
T-SHIELD,.033-.059



TE Part #5-445007-1
PLUG ASSY,25 POSN,AMPLIMITE



TE Part #5353928-2
Std USB Type A, R/A, SMT, Offset, Panel



TE Part #5-87631-1
60 MODIV HSG COMP DR .100 POL



TE Part #1-87631-5
20 MODIV HSG COMP DR .100 POL



TE Part #2-2176554-5
3430 A2 1% 9R1 150ppm 1k RL



TE Part #8-2176311-1
RP 1E 0.1W 7K87 0.1% 25PPM 1K RL



TE Part #5353928-1
Std USB Type A, R/A, SMT, Offset, Panel

Documents

Product Drawings

[MOD IV RECP PLTD 30 SEL](#)

English

CAD Files

[3D PDF](#)

[3D](#)

Customer View Model

[ENG_CVM_CVM_102917-1_AD.2d_dxf.zip](#)



English

Customer View Model

[ENG_CVM_CVM_102917-1_AD.3d_igs.zip](#)

English

Customer View Model

[ENG_CVM_CVM_102917-1_AD.3d_stp.zip](#)

English

By downloading the CAD file I accept and agree to the [Terms and Conditions](#) of use.

Datasheets & Catalog Pages

[AMP MODU IV & V Section of Catalog 1307819](#)

English

[AMPMODU_INTERCONNECTION_SYSTEM_SECTION5_CONT](#)

English

Product Specifications

[Application Specification](#)

English

Looking for pricing, stock, or lifecycle information?

Click below to explore more details on WIN SOURCE:

[View 102917-1 on WIN SOURCE](#)

[TE Connectivity Information](#)

Optimize Your Supply Chain with WIN SOURCE Solutions

- ✓ Global Sourcing Solution
- ✓ Obsolete Management
- ✓ Cost Control Management
- ✓ Shortage Management
- ✓ Alternative Solution
- ✓ Excess Inventory Management