



THE DATASHEET OF
1-1393219-5



1-1393219-5 ✓ ACTIVE

SCHRACK | SCHRACK Miniature PCB Relay PE bistable


TE Internal #: 1-1393219-5

General Purpose Power Relay, DC, Monostable, 1 Form C SPDT-CO, 5 A Contact Rating, 24 VDC Coil Voltage, SCHRACK Miniature PCB Relay PE bistable

[View on TE.com >](#)



Relays & Contactors > Electromechanical Relays



Relay & Contactor Type: **General Purpose Power Relay**

Coil Magnetic System: **Monostable**

Contact Arrangement: **1 Form C SPDT-CO**

Current Type: **DC**

Contact Current Rating: **5 A**

Features

Product Type Features

Relay & Contactor Type	General Purpose Power Relay
------------------------	-----------------------------

Operation/Application

Coil Magnetic System	Monostable
Current Type	DC
Solder Process	Wave Solder

Configuration Features

Contact Arrangement	1 Form C SPDT-CO
Contact Number of Poles	1
Coil Special Features	UL Coil Insulation Class F

Electrical Characteristics

Contact Current Rating	5 A
Coil Voltage Rating	24 VDC
Contact Voltage Rating	250 VAC
Coil Power Rating DC	.211 W



Insulation Initial Dielectric Between Contacts & Coil	4000 Vrms
Contact Limiting Short-Time Current	5 A
Contact Limiting Making Current	5 A
Contact Limiting Continuous Current	5 A
Contact Limiting Breaking Current	5 A
Insulation Initial Dielectric Between Open Contacts	1000 Vrms
Contact Switching Voltage (Max)	400 VAC
Contact Switching Load (Min)	1mA @ 1V
Coil Resistance	2725 Ω
Insulation Initial Resistance	10000000 M Ω

Termination Features

Main Termination & Connection Type	Solder Pins
Coil Termination & Connection Type	Solder Pins

Mechanical Attachment

Product Mount Type	Printed Circuit Board
--------------------	-----------------------

Body Features

Enclosure Type	Flux Resistant Automatic Soldering
Product Weight	5 g [.1764 oz]

Usage Conditions

Environmental Ambient Temperature (Max)	85 °C [185 °F]
Environmental Category of Protection	RTII

Other

Height Class (Mechanical)	9 – 10 mm
Length Class (Mechanical)	16 – 20 mm
Width Class (Mechanical)	8 – 10 mm
EU RoHS Compliance	Compliant
EU ELV Compliance	Compliant
Coil Power Rating Class	.2 – .3 W
Contact Current Class	16 A
Environmental Ambient Temperature Class	70 – 85 °C

Contact Features

Contact Plating Material	Gold
--------------------------	------



Contact Material	AgNi90/10
------------------	-----------

Dimensions

Insulation Clearance Between Contact & Coil	3.2 mm[.126 in]
Insulation Creepage Between Contact & Coil	4 mm[.157 in]
Product Width	10 mm[.393 in]
Product Length	20 mm[.787 in]
Product Height	10 mm[.393 in]

Packaging Features

Packaging Method	Carton, Box & Tube
------------------	--------------------

Product Compliance

[For compliance documentation, visit the product page on TE.com>](#)

EU RoHS Directive 2011/65/EU	Compliant
EU ELV Directive 2000/53/EC	Compliant
China RoHS 2 Directive MIIT Order No 32, 2016	No Restricted Materials Above Threshold
EU REACH Regulation (EC) No. 1907/2006	Current ECHA Candidate List: JUNE 2024 (241) Candidate List Declared Against: JUNE 2024 (241) Does not contain REACH SVHC
Halogen Content	Not Low Halogen - contains Br or Cl > 900 ppm.
Solder Process Capability	Wave solder capable to 265°C

Product Compliance Disclaimer

This information is provided based on reasonable inquiry of our suppliers and represents our current actual knowledge based on the information they provided. This information is subject to change. The part numbers that TE has identified as EU RoHS compliant have a maximum concentration of 0.1% by weight in homogenous materials for lead, hexavalent chromium, mercury, PBB, PBDE, DBP, BBP, DEHP, DIBP, and 0.01% for cadmium, or qualify for an exemption to these limits as defined in the Annexes of Directive 2011/65/EU (RoHS2). Finished electrical and electronic equipment products will be CE marked as required by Directive 2011/65/EU. Components may not be CE marked. Additionally, the part numbers that TE has identified as EU ELV compliant have a maximum concentration of 0.1% by weight in homogenous materials for lead, hexavalent chromium, and mercury, and 0.01% for cadmium, or qualify for an exemption to these limits as defined in the Annexes of Directive 2000/53/EC (ELV). Regarding the REACH Regulation, the information TE provides on SVHC in articles for this part number is based on the latest European Chemicals Agency (ECHA) 'Guidance on requirements for substances in articles' posted at this URL: <https://echa.europa.eu/guidance-documents/guidance-on-reach>

Compatible Parts



TE Part # 3-1415542-8
PE015018

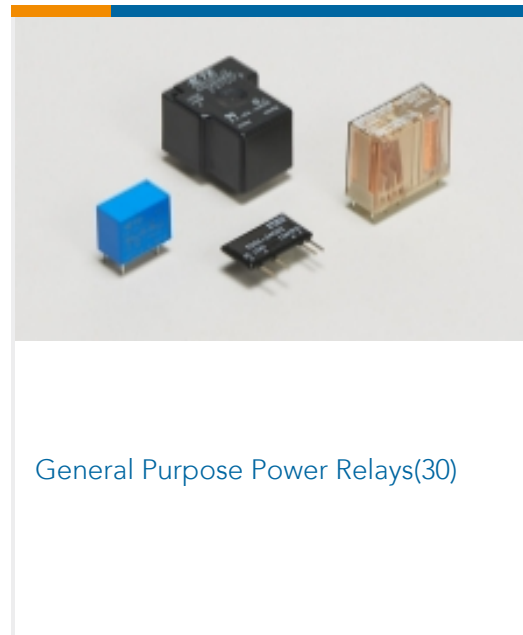


TE Part # 1-1393219-6
PE015048

Also in the Series | SCHRACK Miniature PCB Relay PE bistable



DC Relays(15)



General Purpose Power Relays(30)

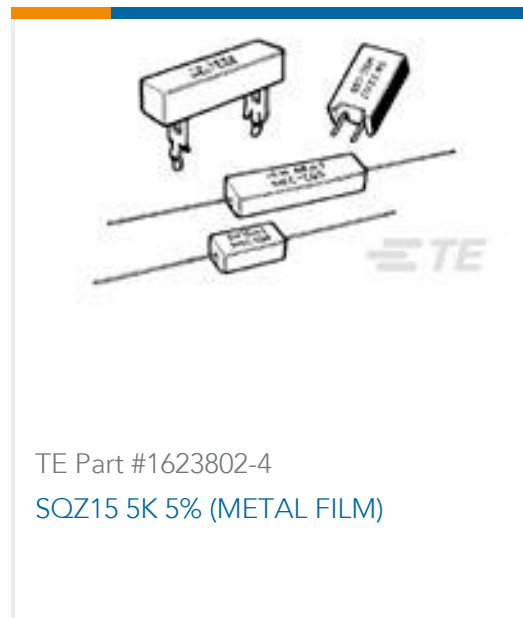


PCB Relays(30)

Customers Also Bought



TE Part #5569284-1
MJ,TE,8P




TE Part #1623802-4
SQZ15 5K 5% (METAL FILM)



TE Part #5-1393224-1
RY211048



TE Part #2-1676913-7
YR1 0.1% 1M0



TE Part #6365684001
CGPT-12.7/6.4-0-FSP



TE Part #5745189-1
37 RCPT SP/MS STD



TE Part #8-1415546-7
RP314012



TE Part #9-1415546-9
RP714012



TE Part #8-215079-8
MICRO-MATCH FOB.18P



TE Part #3-1462039-7
IM07DGR=IM RELAY 200mW 24V



Documents

CAD Files

Customer View Model

[ENG_CVM_CVM_1-1393219-5_C2.3d_igs.zip](#)

English

Customer View Model

[ENG_CVM_CVM_1-1393219-5_C2.3d_stp.zip](#)

English

Customer View Model

[ENG_CVM_CVM_1-1393219-5_C2.2d_dxf.zip](#)

English

3D PDF

3D

By downloading the CAD file I accept and agree to the [Terms and Conditions](#) of use.

Datasheets & Catalog Pages

[Miniature PCB Relay PE](#)

English

Product Specifications

[Definitions General Purpose Relays](#)

English

Agency Approvals

[VDE Certificate](#)

English

Looking for pricing, stock, or lifecycle information?

Click below to explore more details on WIN SOURCE:

[View 1-1393219-5 on WIN SOURCE](#)

[TE Connectivity Information](#)

Optimize Your Supply Chain with WIN SOURCE Solutions

- ✓ Global Sourcing Solution
- ✓ Obsolete Management
- ✓ Cost Control Management
- ✓ Shortage Management
- ✓ Alternative Solution
- ✓ Excess Inventory Management