




**THE DATASHEET OF
1025HC50-RTR**





High current, fast-acting, surface mount fuses in a compact size



The compact 1025HC offers a significant space savings over other fuses with similar current ratings.

Product description:

Eaton's Bussmann® series 1025HC SMD fuses offers high current ratings in a compact size:

- 20, 25, 30, 40, 50 A

Provides high current protection for primary and secondary protection:

- 125 Vac (20 A to 40 A)
- 72 Vdc (20 A to 40 A)
- 60 Vdc (50 A)

A compact size allows for space savings in the application:

- 10.0 mm X 3.2 mm (20 A to 30 A)
- 12.4 mm x 4.5 mm (40 A to 50 A)

Features and benefits:

- Fast-acting performance
- Highest available current rating in a traditional SMD fuse
- Higher I^2t than the leading competitors in the same package, allowing for higher inrush currents and fewer nuisance openings
- UL Recognized for US and Canada PSE certified (20 A – 30 A)
- RoHS compliant, lead free and halogen free construction
- Operating temperature of -55 °C to +125 °C ensuring protection in harsh climates
- 72 Vdc rating on the 20 A thru 40 A make this ideal for protection of telecom circuits

EATON

Powering Business Worldwide

Specifications

Ratings

- Voltage Rating DC:
 - 20 A to 40 A: 72 V
 - 50 A: 60 V
- Voltage Rating AC:
 - 20 A to 40 A: 125 V
- Current Rating: 20 A to 50 A
- Interrupting Rating DC:
 - 20 A to 40 A: 500 A
 - 50 A: 600 A
- Interrupting Rating AC:
 - 20 A to 40 A: 100 A

Agency Information

- cURus Recognition: File E19180, Guide JDYX2/JDYX8
- PSE: JET 7042-31007-1001
- RoHS compliant
- REACH declaration available upon request

Applications

- Server and desktop
- Gaming console systems
- Voltage Regulator Module (VRM)
- Storage system power
- Base station
- Power supplies
- LED lighting
- Test equipment

Packaging

-TR

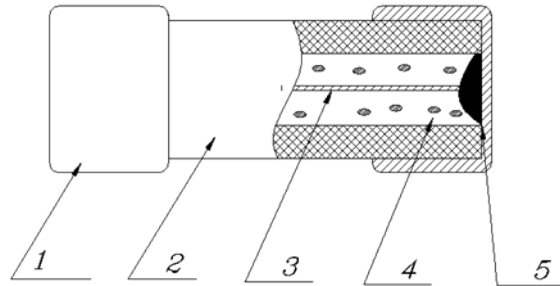
- (20 A to 30 A: 1500 parts per 13" diameter reel, tape width 24 mm)
- (40 A to 50 A: 1000 parts per 13" diameter reel, tape width 24 mm)

Part Number	Ordering Code
	-TR option
1025HC20-R	1025HC20-RTR
1025HC25-R	1025HC25-RTR
1025HC30-R	1025HC30-RTR
1025HC40-R	1025HC40-RTR
1025HC50-R	1025HC50-RTR

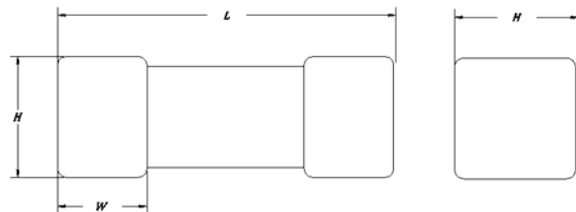
Electrical characteristics

% of Amp rating	Opening Time
100	4 hrs minimum
200	60 s maximum

Product constructions and dimensions mm (in)



Item	1	2	3	4	5
Description	End Cap	Ceramic Body	Element	Filler	Solder



Rating	L	W	H
20 to 30 A	10.0 ± 0.50	1.70 ± 0.15	3.15 ± 0.15
40 to 50 A	12.4 ± 0.50	2.70 ± 0.15	4.50 ± 0.15

Eaton
Electronics Division
 1000 Eaton Boulevard
 Cleveland, OH 44122
 United States
www.eaton.com/elx

© 2016 Eaton
 All Rights Reserved
 Printed in USA
 Publication No. 10574 #BU-MC16085
 August 2016

For more information visit:
www.eaton.com/fuses

Looking for pricing, stock, or lifecycle information?

Click below to explore more details on WIN SOURCE:

 [View 1025HC50-RTR on WIN SOURCE](#)

 [Eaton Bussmann Information](#)

Optimize Your Supply Chain with WIN SOURCE Solutions

-  Global Sourcing Solution
-  Obsolete Management
-  Cost Control Management
-  Shortage Management
-  Alternative Solution
-  Excess Inventory Management