



**THE DATASHEET OF
10141272-313ALF**



MicroSpace™ Crimp-To-Wire Connector Platform

COMPACT, ROBUST AND VERSATILE CONNECTORS SYSTEM

MicroSpace™ Crimp-to-Wire connector platform's unique design enables LV214 Severity-2 and performs at 1.27mm, 1.5mm, and 1.8mm pitch. MicroSpace™ will be available in single and double row versions, with top and side latch configurations.

- LV214 Severity-2 Compatible
- Keying to prevent visual mismatching
- Terminal Positioning Assurance (TPA)
- Primary and secondary contact retention
- Connector Positioning Assurance (CPA)



FEATURES

- Design based on existing and proven design controls
- Existing crimp section and automated crimp tooling up to 22AWG
- 4N normal force for vibration and >75N connector locking strength
- Poka-yoke polarization
- Terminal Positioning Assurance (TPA)
- Current rating up to 4A per contact
- Connector Positioning Assurance (CPA)
- Low insertion force terminal available

BENEFITS

- Suitable for harsh environments
- No specific industrial tools required
- High vibration and locking resistance
- Visual mismatching prevention system
- Ensures proper terminal insertion position and retention
- Meets higher power performance requirements
- Assures that connectors are properly mated and locked together
- Makes it easier to mate with receptacle

TECHNICAL INFORMATION

MATERIAL

- Contact for Board Header Connector: High Current Alloy with optional Tin and Gold plating
- Housing: High Temperature Thermoplastic, UL94V-0
- Crimping Terminal: High Current Alloy with optional Tin and Gold plating

MECHANICAL PERFORMANCE

- Terminal Insertion Force/Terminal: <3N
- Terminal Retention into Housing: >50N
- Durability: 20 mating cycles for Sn; 100 mating cycles for Au
- Wire Pullout Force for 0.35qmm²: >50N min.

APPROVALS AND CERTIFICATIONS

- LV214 – Severity 2 Compatible

PACKAGING

- PCB Header: Tape & Reel
- Receptacle Housing: Bag
- Terminal: Reel

ELECTRICAL PERFORMANCE

- Low Level Contact Resistance: <30mΩ
- Insulation Resistance: >100MΩ
- Voltage Rating: 48V
- Current Rating:
 - 1.27mm pitch Staggered: 4A
 - 1.27 mm pitch Side To Side: 2A
 - 1.5mm pitch: 3A
 - 1.8mm pitch: 4A
- Dielectric Withstanding Voltage: 500VAC
- Temperature Rise: 30°C max.

ENVIRONMENTAL

- Operating Temperature Range: -40°C to +130°C

TARGET MARKETS/APPLICATIONS



Camera/Sensor
Cluster/Navigation
HVAC
Headliner
Lighting
Power Steering
Radio/DVD

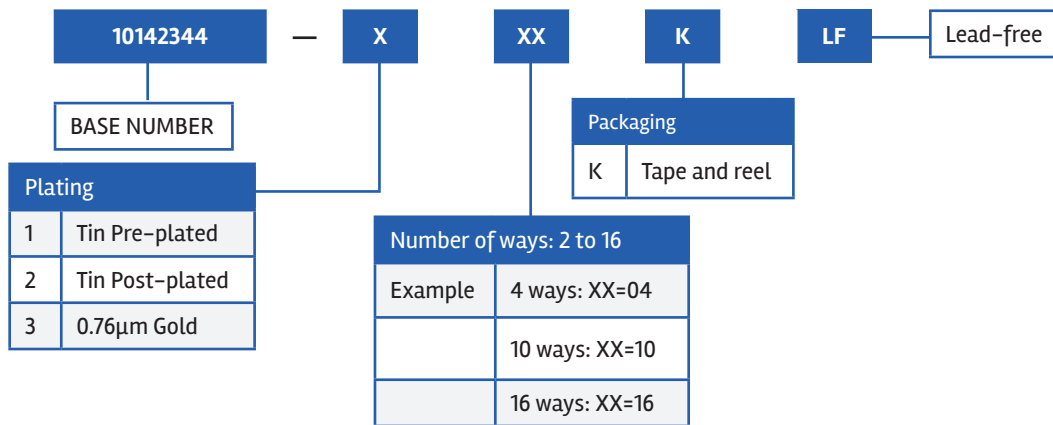
PART NUMBERS

Description			Configuration			
Pitch	Versions	No. of Ways	Header Assembly (Horizontal)	Header Assembly (Vertical)	Receptacle Assembly	Crimp-to-Wire Receptacle
1.27mm	Staggered	2-3	10142396*	10142407*	10142395*	10141272*
		4-16	10142344*	10143535*	10142348*	10141272*
1.5mm	Single Row	2	10159808*	10159449*	10156818*	10141272*
1.8mm	Single Row	4	10142963*		10142961*	10141272*

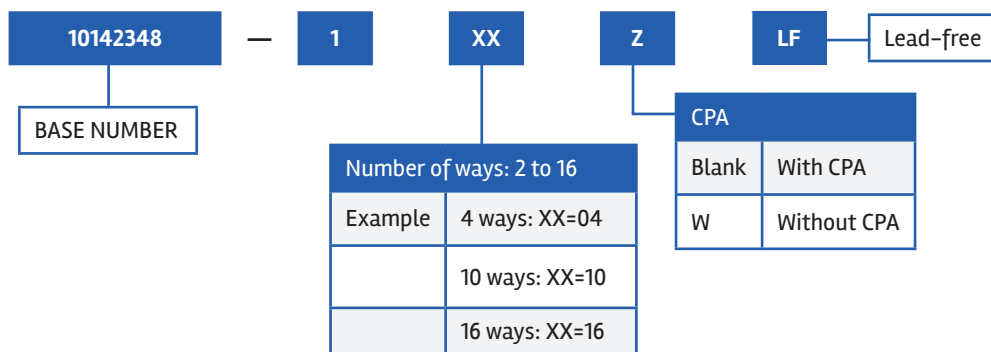
Find part number details using the search box on www.amphenol-cs.com

*denotes base part number. Please contact Amphenol for complete part numbers and for other available configurations

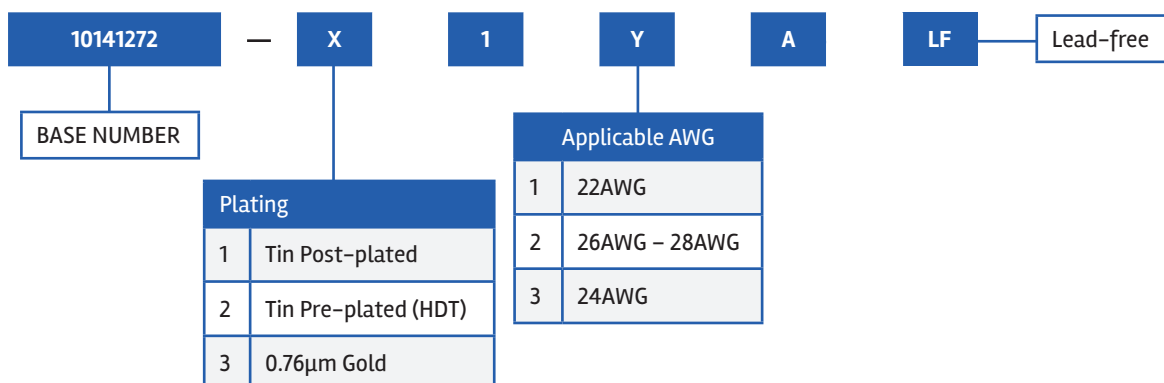
PART NUMBER SELECTOR – HEADER



PART NUMBER SELECTOR – RECEPTACLE





PART NUMBER SELECTOR – TERMINALS



Looking for pricing, stock, or lifecycle information?

Click below to explore more details on WIN SOURCE:

-  [View 10141272-313ALF on WIN SOURCE](#)
-  [Amphenol FCI Information](#)

Optimize Your Supply Chain with WIN SOURCE Solutions

-  Global Sourcing Solution
-  Obsolete Management
-  Cost Control Management
-  Shortage Management
-  Alternative Solution
-  Excess Inventory Management