

## Conductor Marking System PAB...

---


The conductor marking system, PAB consists of marker carriers and insert labels.

Two different versions of the carrier are available:

- the closed – and therefore captive – design, PATG is simply pushed over the conductor.
- the open design, PATO is snapped onto the conductor at a later date for systems that are already wired.

The PATG design can be used for conductor diameters of 0.6 to 50 mm.

Both marker carriers are labeled with the PABT or PABL insert strips (see CLIPLINE catalog, page 361). In addition, it is also possible to use labeling materials PABA and PABE (see CLIPLINE catalog, page 362).



# Conductor Marking System PAB...



PATG.../PATO...

PAB-KTL

Description	Conductor diameter [mm]	Type	Order No.	Pcs./Pkt.
<b>Conductor marker carrier, closed, 10 mm wide</b>	0.6 – 1.2	PATG 0/10	10 13 79 5	1000
	1.5 – 2.5	PATG 1/10	10 13 80 5	1000
	2.0 – 4.0	PATG 2/10	10 13 81 8	1000
	4.0 – 7.0	PATG 3/10	10 13 82 1	500
<b>Conductor marker carrier, open, 10 mm wide</b>	2.0 – 3.5	PATO 1/10	10 13 87 6	1000
	2.8 – 5.0	PATO 2/10	10 13 88 9	1000
<b>Conductor marker carrier, closed, 15 mm wide</b>	0.6 – 1.2	PATG 0/15	10 13 74 0	1000
	1.5 – 2.5	PATG 1/15	10 13 02 5	1000
	2.0 – 4.0	PATG 2/15	10 13 03 8	1000
	4.0 – 7.0	PATG 3/15	10 13 04 1	500
	6.0 – 10.0	PATG 4/15	10 13 05 4	500
	10.0 – 14.0	PATG 5/15	10 13 06 7	200
	14.0 – 22.0	PATG 6/15	10 13 07 0	200
	22.0 – 30.0	PATG 7/15	10 13 08 3	50
	30.0 – 35.0	PATG 8/15	10 13 09 6	50
	35.0 – 50.0	PATG 9/15	10 13 10 6	50
<b>Conductor marker carrier, open, 15 mm wide</b>	2.0 – 3.5	PATO 1/15	10 13 11 9	1000
	2.8 – 5.0	PATO 2/15	10 13 12 2	1000
	5.0 – 8.0	PATO 3/15	10 13 13 5	500
	8.0 – 10.0	PATO 4/15	10 13 14 8	500
<b>Conductor marker carrier, closed, 23 mm wide</b>	1.5 – 2.5	PATG 1/23	10 13 84 7	1000
	2.0 – 4.0	PATG 2/23	10 13 85 0	500
	4.0 – 7.0	PATG 3/23	10 13 86 3	500
	6.0 – 10.0	PATG 4/23	08 08 01 1	200
	10.0 – 14.0	PATG 5/23	08 08 02 4	200
	14.0 – 22.0	PATG 6/23	08 08 03 7	100
	22.0 – 30.0	PATG 7/23	08 08 04 0	50
	30.0 – 35.0	PATG 8/23	08 08 05 3	50
<b>Conductor marker carrier, open, 23 mm wide</b>	2.0 – 3.5	PATO 1/23	10 13 89 2	500
	2.8 – 5.0	PATO 2/23	10 13 90 2	500
<b>Cable marker holder, longitudinal lettering field, labeling with PABA..., lettering field: 30 x 4 mm, fixed with PKB cable ties PKB (see CLIPLINE catalog)</b>		PAB-KTL	10 13 26 1	200
<b>Cable marker holder, as above, however lettering field: 23 x 4 mm, labeling with PABA.../23</b>		PAB-KTL 23	10 13 95 7	200
<b>Material</b>		polyvinylchloride		
Inflammability class acc. to UL 94		V0		
Temperature range [°C]		-50 to +80		
<b>Color</b>		transparent		

http://www.phoenixcontact.com

© Phoenix Contact 15.08.02 TNR: 5127069-00





## Looking for pricing, stock, or lifecycle information?

Click below to explore more details on WIN SOURCE:

 [View 1013850 on WIN SOURCE](#)

 [Phoenix Contact](#) Information

## Optimize Your Supply Chain with WIN SOURCE Solutions

-  Global Sourcing Solution
-  Obsolete Management
-  Cost Control Management
-  Shortage Management
-  Alternative Solution
-  Excess Inventory Management