



**THE DATASHEET OF
10114830-11108LF**



Minitek® 1.25mm Wire-to-Board Connector System

HIGH QUALITY AND COMPACT WIRE-TO-BOARD SOLUTION

Amphenol's Basics Minitek® 1.25mm wire-to-board connector system is designed for a wide variety of applications in Industrial, Automotive, and Consumer markets.

The comprehensive range consists of terminals, crimp housings and PCB headers in straight and right angle, surface mount and through-hole configurations. It is available in 2 to 15 circuits in a single row. Minitek® 1.25mm wire-to-board solution conforms to the EU Industry Safety Standard. PCB header material meets halogen-free requirements and can be operated in the temperature range from -40°C to +105°C.

- Saves space with a 1.25mm pitch
- Suitable for Industrial, Automotive, and Consumer markets
- Crimp housing with friction feature
- Conforms to EU Industry Safety Standard
- Accommodates wire range up to 32AWG-28AWG



TARGET MARKETS



FEATURES

- Three plating versions – Tin 15µin Gold, 30µin Gold and Gold Flash
- Fully polarized housings
- Crimp housing with friction feature
- Tape and Reel packaging with pick up cap
- UL94V-0 flammability rated LCP material
- Halogen-free resin material
- RoHS compliant and lead-free

BENEFITS

- Supports applications in a wide range of environments
- Prevents accidental mismatching
- Provides additional retention and prevents harness-to-header mismatching
- Pick and place for SMT production process
- High flammability rating
- Meets environmental requirement
- Meet environmental, health and safety requirements

TECHNICAL INFORMATION

MATERIAL

- Contact: Copper Alloy
- Plating: Matte Tin, Gold flash, 15µin. Gold and 30µin. Gold over Nickel
- Housing: Thermoplastic high temperature, UL94V-0
- Metal Hold Down: Copper Alloy
 - Plating: Matt Tin

ELECTRICAL PERFORMANCE

- Contact Resistance: 20mΩ max.
- Insulation Resistance: 100MΩ min.
- Voltage Rating: 125VAC, VDC
- Current Rating: 1A (0.8A – 32AWG)
- Dielectric Withstand Voltage: 500VAC/minute

MECHANICAL PERFORMANCE

- Mating & Un-mating Force: Conforms to EIA-364-13
- Contact Retention Force: 0.5Kgf min.
- Hold Down/Housing retention Force: 1.0Kgf min.
- Wire Retention Force: 0.5Kgf min.
- Terminal/Housing Retention Force: 0.5Kgf min.
- Vibration: 1µs max., EIA-364-28 Condition I
- Shock: 1µs max., EIA-364-27A Hold Down/Housing
- Durability: 30 cycles

ENVIRONMENTAL

- Resistance to re-flow soldering heat:
 - Pre-heat: 150°C to 180°C, 60 – 90 seconds
 - Heat: 230°C min., 40 seconds min.
 - Peak Temperature: 260°C max., 10 seconds max.
- Resistance to hand soldering heat:
 - Soldering iron: 350±10°C
 - Duration: 3S-4S min.
- Thermal Shock (temperature cycling): Conforms to EIA-364-32A
- Humidity (temperature cycling): Conforms to EIA-361-31A
- Temperature Life (heat aging): Conforms to EIA-361-17A, 105°C for 96 hours
- Salt Spray: Conforms to EIA-364-26B
- Solderability: Solderable area to have min. 95% solder coverage

APPROVALS AND CERTIFICATIONS

- RoHS conforms to EU Directive 2002/95/EC
- UL approval
- Housing connector conforms to IEC 60695-2 Industry Safety Standard (Glow Wire Test)

SPECIFICATIONS

- Product Specifications: GS-12-675
- Packaging Specifications: GS-14-1592; GS-14-1593

PACKAGING

- PCB Header: Tape and Reel
- Crimping Housing: Bag
- Terminal: Reel

TARGET MARKETS/APPLICATIONS

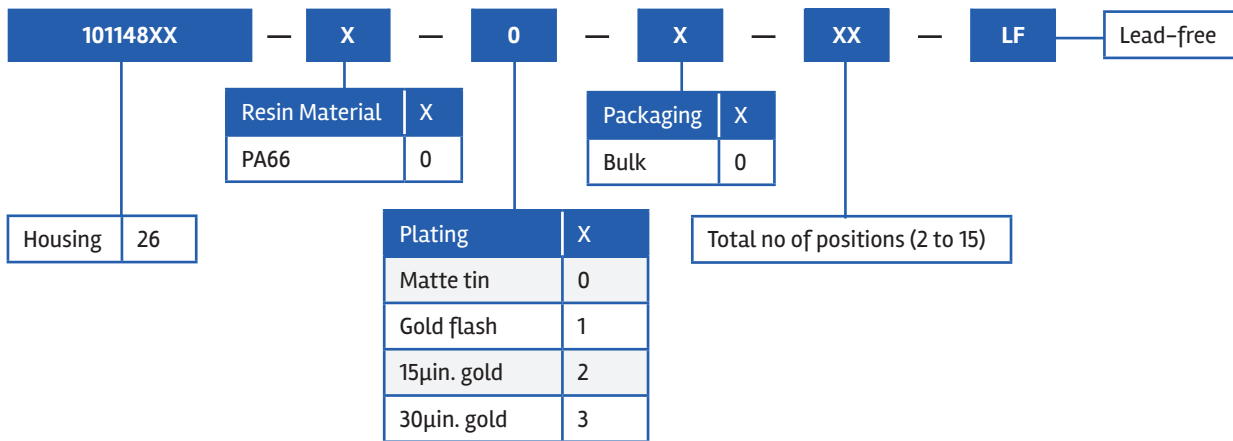
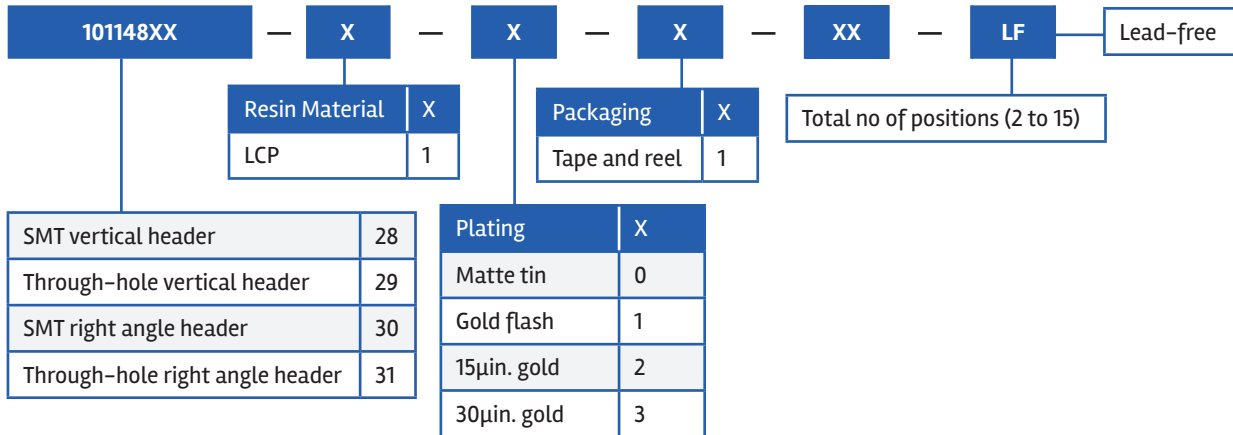


Car Audio





Industry Control
Instrumentation/Metering
Office Equipment
Small Motor/Robot Control
Security
Alarm Systems
Vending POS Machine

PART NUMBER SELECTORS



Looking for pricing, stock, or lifecycle information?

Click below to explore more details on WIN SOURCE:

-  [View 10114830-11108LF on WIN SOURCE](#)
-  [Amphenol FCI Information](#)

Optimize Your Supply Chain with WIN SOURCE Solutions

-  Global Sourcing Solution
-  Obsolete Management
-  Cost Control Management
-  Shortage Management
-  Alternative Solution
-  Excess Inventory Management