



**THE DATASHEET OF
EVLHFAA01B54**



Compact Thumb-wheel Driving Rotary Potentiometers

Type: **EVLH**



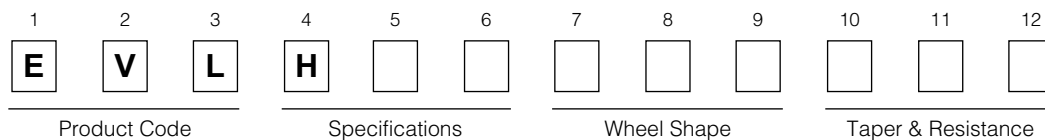
■ Features

- Dustproof molded structure
- Wave-soldering available
- Custom-designed thumb wheels available

■ Recommended Applications

- Radios, Headphone Cassette Tape Players, Micro-cassette Tape Recorders
- LCD screen TVs, VCRs
- Contrast control for LCDs

■ Explanation of Part Numbers




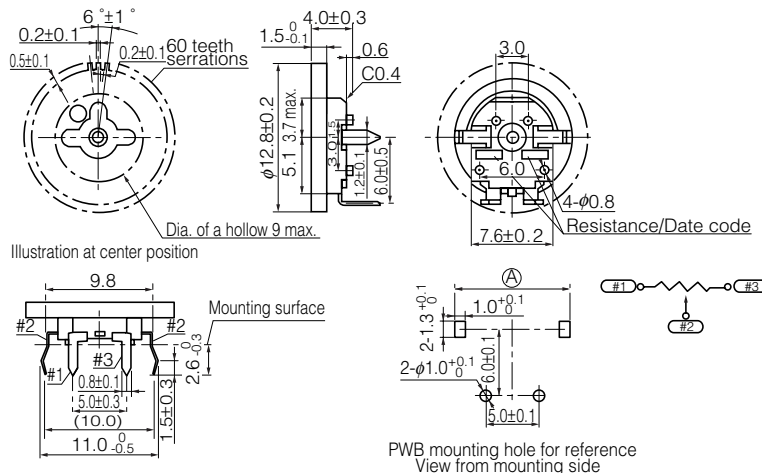
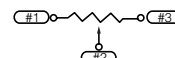

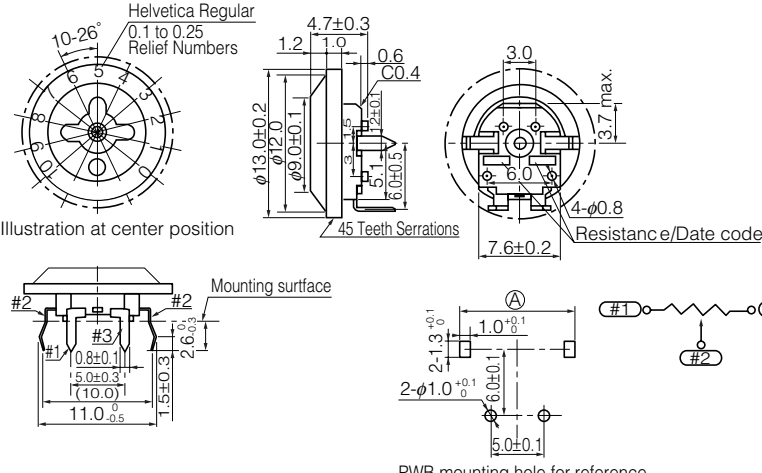
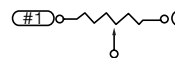
■ Specifications

Mechanical	Rotation Angle	260 °																		
	Rotation Torque	0.5 mN·m to 6 mN·m																		
	Shaft Stopper Strength	60 mN·m min.																		
	Detent	Center detent available																		
Electrical	Nominal Total Resistance	1 kΩ to 250 kΩ (Tolerance ±20 %) 1 kΩ to 500 kΩ (B) (Tolerance ±20 %)																		
	Taper	<table border="1" style="width: 100%; border-collapse: collapse;"> <tr> <th colspan="2" style="text-align: center;">Measuring method</th> <th rowspan="2" style="text-align: center;">Voltage between T1 & T2 Voltage between T1 & T3 ×100(%) At 50 % of effective rotation</th> </tr> <tr> <th style="text-align: center;">EIAJ</th> <th style="text-align: center;">Panasonic</th> </tr> <tr> <td style="text-align: center;">15A</td> <td style="text-align: center;">A</td> <td style="text-align: center;">EVLH 10 to 25</td> </tr> <tr> <td style="text-align: center;">1B</td> <td style="text-align: center;">B</td> <td style="text-align: center;">40 to 60</td> </tr> <tr> <td style="text-align: center;">15C</td> <td style="text-align: center;">C</td> <td style="text-align: center;">10 to 25*</td> </tr> <tr> <td style="text-align: center;">10A</td> <td style="text-align: center;">D</td> <td style="text-align: center;">6 to 15</td> </tr> </table>	Measuring method		Voltage between T1 & T2 Voltage between T1 & T3 ×100(%) At 50 % of effective rotation	EIAJ	Panasonic	15A	A	EVLH 10 to 25	1B	B	40 to 60	15C	C	10 to 25*	10A	D	6 to 15	
	Measuring method		Voltage between T1 & T2 Voltage between T1 & T3 ×100(%) At 50 % of effective rotation																	
	EIAJ	Panasonic																		
	15A	A	EVLH 10 to 25																	
1B	B	40 to 60																		
15C	C	10 to 25*																		
10A	D	6 to 15																		
	*Angle from terminal 3 side. (Voltage between T2 & T3 Voltage between T1 & T3 ×100 (%))																			
Power Rating	0.03 W (Taper B), 0.01 W (Others)																			
Residual Resistance	<table border="1" style="width: 100%; border-collapse: collapse;"> <tr> <th style="text-align: center;">Taper & Terminal</th> <th style="text-align: center;">A·B·D : T1 & T2 B·C : T2 & T3</th> <th style="text-align: center;">A·D : T2 & T3 C : T1 & T2</th> </tr> <tr> <td style="text-align: center;">R ≤ 50 kΩ</td> <td style="text-align: center;">2 Ω</td> <td style="text-align: center;">25 Ω</td> </tr> <tr> <td style="text-align: center;">50 kΩ < R ≤ 250 kΩ</td> <td style="text-align: center;">25 Ω</td> <td style="text-align: center;">50 Ω</td> </tr> <tr> <td style="text-align: center;">250 kΩ < R ≤ 500 kΩ</td> <td style="text-align: center;">100 Ω</td> <td style="text-align: center;">100 Ω</td> </tr> </table>	Taper & Terminal	A·B·D : T1 & T2 B·C : T2 & T3	A·D : T2 & T3 C : T1 & T2	R ≤ 50 kΩ	2 Ω	25 Ω	50 kΩ < R ≤ 250 kΩ	25 Ω	50 Ω	250 kΩ < R ≤ 500 kΩ	100 Ω	100 Ω							
Taper & Terminal	A·B·D : T1 & T2 B·C : T2 & T3	A·D : T2 & T3 C : T1 & T2																		
R ≤ 50 kΩ	2 Ω	25 Ω																		
50 kΩ < R ≤ 250 kΩ	25 Ω	50 Ω																		
250 kΩ < R ≤ 500 kΩ	100 Ω	100 Ω																		
Noise Level	100 mV max.																			
Endurance	Operating Life	10000 cycles min.																		
Minimum Quantity/Packing Unit		100 pcs. Polyethylene Bag (Bulk)																		
Quantity/Carton		4000 pcs.																		

■ Dimensions in mm (not to scale)

● 7 mm Dia. Single

Pre-coupled wheel EVLH

No. 1																							
	 <p style="text-align: center;">Illustration at center position</p> <p style="text-align: center;">Mounting surface</p> <p style="text-align: center;">PWB mounting hole for reference View from mounting side</p>																						
<table border="1" style="width: 100%; border-collapse: collapse;"> <thead> <tr> <th>Wheel color</th> <th>Part No.</th> <th>Midpoint Detent</th> </tr> </thead> <tbody> <tr> <td>Black</td> <td>EVLHFAA01</td> <td>—</td> </tr> <tr> <td>White</td> <td>EVLHFAA02</td> <td>—</td> </tr> <tr> <td>Gray</td> <td>EVLHFAA03</td> <td>—</td> </tr> <tr> <td>Black</td> <td>EVLHFA01</td> <td>with</td> </tr> <tr> <td>White</td> <td>EVLHFA02</td> <td>with</td> </tr> <tr> <td>Gray</td> <td>EVLHFA03</td> <td>with</td> </tr> </tbody> </table>	Wheel color	Part No.	Midpoint Detent	Black	EVLHFAA01	—	White	EVLHFAA02	—	Gray	EVLHFAA03	—	Black	EVLHFA01	with	White	EVLHFA02	with	Gray	EVLHFA03	with		
Wheel color	Part No.	Midpoint Detent																					
Black	EVLHFAA01	—																					
White	EVLHFAA02	—																					
Gray	EVLHFAA03	—																					
Black	EVLHFA01	with																					
White	EVLHFA02	with																					
Gray	EVLHFA03	with																					
Wheel dia. $\phi 12.8$ mm																							
<table border="1" style="width: 50%; border-collapse: collapse;"> <thead> <tr> <th>PWB thickness</th> <th>(A)</th> </tr> </thead> <tbody> <tr> <td>1.2±0.1</td> <td>10.3±0.1</td> </tr> <tr> <td>1.0±0.1</td> <td>10.2$^{+0.0}_{-0.1}$</td> </tr> </tbody> </table>			PWB thickness	(A)	1.2±0.1	10.3±0.1	1.0±0.1	10.2 $^{+0.0}_{-0.1}$															
PWB thickness	(A)																						
1.2±0.1	10.3±0.1																						
1.0±0.1	10.2 $^{+0.0}_{-0.1}$																						
No. 2																							
	 <p style="text-align: center;">Illustration at center position</p> <p style="text-align: center;">Mounting surface</p> <p style="text-align: center;">PWB mounting hole for reference View from mounting side</p>																						
<table border="1" style="width: 100%; border-collapse: collapse;"> <thead> <tr> <th>Wheel color</th> <th>Part No.</th> <th>Midpoint Detent</th> </tr> </thead> <tbody> <tr> <td>Black</td> <td>EVLHFAA06</td> <td>—</td> </tr> <tr> <td>Black</td> <td>EVLHFA06</td> <td>with</td> </tr> </tbody> </table>	Wheel color	Part No.	Midpoint Detent	Black	EVLHFAA06	—	Black	EVLHFA06	with														
Wheel color	Part No.	Midpoint Detent																					
Black	EVLHFAA06	—																					
Black	EVLHFA06	with																					
Wheel dia. $\phi 13.0$ mm																							
<table border="1" style="width: 50%; border-collapse: collapse;"> <thead> <tr> <th>PWB thickness</th> <th>(A)</th> </tr> </thead> <tbody> <tr> <td>1.2±0.1</td> <td>10.3±0.1</td> </tr> <tr> <td>1.0±0.1</td> <td>10.2$^{+0.0}_{-0.1}$</td> </tr> </tbody> </table>			PWB thickness	(A)	1.2±0.1	10.3±0.1	1.0±0.1	10.2 $^{+0.0}_{-0.1}$															
PWB thickness	(A)																						
1.2±0.1	10.3±0.1																						
1.0±0.1	10.2 $^{+0.0}_{-0.1}$																						

Pre-coupled wheel EVLH

No. 3

Wheel color	Part No.	Midpoint Detent
Black	EVLHFAA05	—
Black	EVLHFAA05	with

Wheel dia. $\phi 16.0$ mm

PWB thickness	Ⓐ
1.2±0.1	10.3±0.1
1.0±0.1	10.2 $\frac{3}{4}$

Post-coupled wheel EVLH

No. 4

Wheel color	Part No.	Midpoint Detent
Black	EVLHFAA08	—
Black	EVLHFAA08	with



PWB thickness	Ⓐ
1.2±0.1	10.3±0.1
1.0±0.1	10.2 $\frac{3}{4}$

No. 5 In-line terminal type is also available.
(EVLHCAA09)
(EVLHCKA09) with midpoint detent

PWB thickness	Ⓐ
1.2±0.1	10.3±0.1
1.0±0.1	10.2 $\frac{3}{4}$

Looking for pricing, stock, or lifecycle information?

Click below to explore more details on WIN SOURCE:

-  [View EVLHFAA01B54](#) on WIN SOURCE
-  [Panasonic](#) Information

Optimize Your Supply Chain with WIN SOURCE Solutions

-  Global Sourcing Solution
-  Obsolete Management
-  Cost Control Management
-  Shortage Management
-  Alternative Solution
-  Excess Inventory Management