



**THE DATASHEET OF  
1010400000**



**W-Series**  
**WPE 16**

**Weidmüller Interface GmbH & Co. KG**  
 Klingenbergstraße 16  
 D-32758 Detmold  
 Germany  
 Fon: +49 5231 14-0  
 Fax: +49 5231 14-292083  
 www.weidmueller.com



WPE 16 101040


**Klippon® Connect with clamping yoke Technology**

The high reliability and variety of designs of the terminal blocks with clamping yoke connections make planning easier and optimises operational safety. Klippon® Connect provides a proven response to a range of different requirements.

**General ordering data**

Type	WPE 16
Order No.	<a href="#">1010400000</a>
Version	PE terminal, Screw connection, 16 mm <sup>2</sup> , 1920 A (16 mm <sup>2</sup> ), green / yellow
GTIN (EAN)	4008190126674
Qty.	50 pc(s).

**W-Series**  
**WPE 16**

**Weidmüller Interface GmbH & Co. KG**  
 Klingenbergstraße 16  
 D-32758 Detmold  
 Germany  
 Fon: +49 5231 14-0  
 Fax: +49 5231 14-292083  
 www.weidmueller.com

**Technical data****Dimensions and weights**

Width	11.9 mm	Width (inches)	0.469 inch
Height	56 mm	Height (inches)	2.205 inch
Depth	62.5 mm	Depth (inches)	2.461 inch
Depth including DIN rail	63 mm	Net weight	56.68 g

**Temperatures**

Continuous operating temp., min.	-60 °C	Continuous operating temp., max.	130 °C
----------------------------------	--------	----------------------------------	--------

**Material data**

Material	Wemid	Colour	green / yellow
UL 94 flammability rating	V-0		

**Rating data IECEx/ATEX**

Certificate No. (ATEX)	DEMKO 14ATEX1338U	Certificate No. (IECEX)	IECEXULD14.0005U
Wire cross section max. (ATEX)	16 mm <sup>2</sup>	Wire cross section max. (IECEX)	16 mm <sup>2</sup>
Operating temperature range	For operating temperature range see EC Design Test Certificate / IEC Ex-Certificate of Conformity	Marking EN 60079-7	
Ex 2014/34/EU label	II 2 G D		Ex eb II C Gb

**System specifications**

Version	Screw connection, With PE connection, closed	Tightening torque (mounting screw)	1.2...2.4 Nm
Tightening torque (clamping screw for copper conductors)	2...3.6 Nm	End cover plate required	No
Number of potentials	1	Number of levels	1
No. of clamping points per level	2	Number of potentials per tier	1
Levels cross-connected internally	No	PE connection	Yes
Mounting rail	TS 35	N-function	No
PE function	Yes	PEN function	Yes

**Additional technical data**

Explosion-tested version	Yes	Installation advice	Screwed
Interlock	for screw fixing	Number of similar terminals	1
Open sides	closed	Type of mounting	Screwed

**CSA rating data**

Certificate No. (CSA)	200039-1888378	Wire cross section max. (CSA)	6 AWG
Wire cross section min. (CSA)	14 AWG		

**W-Series**  
**WPE 16**

**Weidmüller Interface GmbH & Co. KG**  
 Klingenbergstraße 16  
 D-32758 Detmold  
 Germany  
 Fon: +49 5231 14-0  
 Fax: +49 5231 14-292083  
 www.weidmueller.com

**Technical data****Conductors for clamping (rated connection)**

Blade size	1.0 x 5.5 mm	Clamping range, max.	25 mm <sup>2</sup>
Clamping range, min.	1.5 mm <sup>2</sup>	Clamping screw	M 5
Connection cross-section, stranded, max.	25 mm <sup>2</sup>	Connection cross-section, stranded, min.	1.5 mm <sup>2</sup>
Connection direction	on side	Gauge to IEC 60947-1	B7
Number of connections	2	Stripping length	16 mm
Tightening torque, max.	3.6 Nm	Tightening torque, min.	2 Nm
Type of connection	Screw connection	Wire connection cross section, finely stranded, max.	25 mm <sup>2</sup>
Wire connection cross-section, finely stranded with wire-end ferrules DIN 46228/1, max.	16 mm <sup>2</sup>	Wire connection cross-section, finely stranded with wire-end ferrules DIN 46228/1, min.	1.5 mm <sup>2</sup>
Wire connection cross-section, finely stranded with wire-end ferrules DIN 46228/4, max.	16 mm <sup>2</sup>	Wire connection cross-section, finely stranded with wire-end ferrules DIN 46228/4, min.	1.5 mm <sup>2</sup>
Wire connection cross-section, finely stranded, min.	1.5 mm <sup>2</sup>	Wire connection cross-section, solid core, max.	16 mm <sup>2</sup>
Wire connection cross-section, solid core, min.	1.5 mm <sup>2</sup>		

**Dimensions**

TS 35 offset	32 mm
--------------	-------

**PE rating data**

Rated short-time current	1920 A (16 mm <sup>2</sup> )	Centre screw on PE terminals	M 4
Tightening torque range for fixing screw	1.2...2.4 Nm	PEN function	Yes

**Rating data**

Rated cross-section	16 mm <sup>2</sup>	Rated voltage to adjoining terminal	1,000 V
Standards	IEC 60947-7-2	Volume resistance according to IEC 60947-7-x	0.42 mΩ
Rated impulse withstand voltage to adjacent terminal	8 kV	Pollution severity	3

**UL rating data**

Certificate No. (UR)	E60693	Conductor size Factory wiring max. (UR)	4 AWG
Conductor size Factory wiring min. (UR)	14 AWG	Conductor size Field wiring max. (UR)	4 AWG
Conductor size Field wiring min. (UR)	14 AWG		

**Classifications**

ETIM 3.0	EC000901	ETIM 4.0	EC000491
ETIM 5.0	EC000491	ETIM 6.0	EC000901
UNSPSC	30-21-18-11	eClass 5.1	27-14-03-05
eClass 6.2	27-14-03-05	eClass 7.1	27-14-03-05
eClass 8.1	27-14-11-41	eClass 9.0	27-14-11-41
eClass 9.1	27-14-11-41		

**Data sheet**

**W-Series  
WPE 16**

**Weidmüller Interface GmbH & Co. KG**  
 Klingenbergstraße 16  
 D-32758 Detmold  
 Germany  
 Fon: +49 5231 14-0  
 Fax: +49 5231 14-292083  
 www.weidmueller.com

**Technical data**

**Product information**

Descriptive text technical data	For 25 mm <sup>2</sup> , TS 35 x 15 (steel, 1.5 mm thick) should be used. Tighten H07V-.16 and AWG 6 conductors to 2.0-2.4 Nm.
Instructions for accessories	Rail support protective insulation for installation of mounting rail "SH 2" order No. 0494920000 (QTY 10).

**Approvals**

Approvals



ROHS Conform

**Downloads**

Approval/Certificate/Document of Conformity	<a href="#">CFAT_WPE_16.pdf</a> <a href="#">IECEXULD14.0005U_e.pdf</a> <a href="#">DE_PT1002_20160414_250_ISSUE01.pdf</a> <a href="#">ACF-ATEX_4786180920</a>
Brochure/Catalogue	<a href="#">CAT 1 TERM 16/17 EN</a>
Engineering Data	<a href="#">EPLAN, WSCAD, Zuken E3.S</a>
Engineering Data	<a href="#">STEP</a>
User Documentation	<a href="#">NTI_IECEX_WDU-WPE_16.pdf</a>

**Safety note**

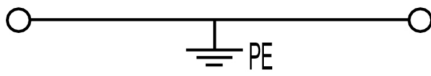
Safety notice [Safety Information](#)

**Data sheet**

**W-Series**  
**WPE 16**



**Weidmüller Interface GmbH & Co. KG**  
Klingenbergstraße 16  
D-32758 Detmold  
Germany  
Fon: +49 5231 14-0  
Fax: +49 5231 14-292083  
[www.weidmueller.com](http://www.weidmueller.com)

**Drawings**



## Looking for pricing, stock, or lifecycle information?

Click below to explore more details on WIN SOURCE:

-  [View 1010400000 on WIN SOURCE](#)
-  [Weidmuller Information](#)

## Optimize Your Supply Chain with WIN SOURCE Solutions

-  Global Sourcing Solution
-  Obsolete Management
-  Cost Control Management
-  Shortage Management
-  Alternative Solution
-  Excess Inventory Management