



**THE DATASHEET OF
10051922-2010ELF**



VLL Series

0.5MM PITCH ZIF RIGHT ANGLE FFC–FPC CONNECTOR

ZIF flex connectors with back side flip actuator, bottom contact type. This connector features 8–30 bottom contacts at a 1.20mm connector height with a large flip on the back. VLL series connectors have a proven track record in automotive, data, industrial, telecommunications, consumer and medical application equipment.

- Large flip ensures easy operation and reliable connection
- Innovative housing design provides visual confirmation of correct cable positioning
- Optional cable lock to ensure high cable retention



TARGET MARKETS



FEATURES

- ZIF (Zero Insertion Force) mechanism
- Innovative housing design provides easy operation and visual confirmation
- Design against solder and flux wicking
- High-temperature, dimensional stable thermoplastic housing
- Lead and halogen-free

BENEFITS

- Stress free mating provides high number of mating cycles
- When you open the Flip, you can see the slot through the terminal, so you can visually check the correct position of the FFC/FPC.
- Ensures high solderability
- Covers general operating temperature range of -55°C to $+85^{\circ}\text{C}$
- Meet environmental, healthy and safety requirement

TECHNICAL INFORMATION

MATERIAL

- Housing: 9TPA, white color (UL94V-0): LF
LCP, black color (UL94V-0): HLF
- Contact: Copper alloy
- Tab: Copper alloy

MECHANICAL PERFORMANCE

- FFC/FPC Retention Force: 0.35N/contact min.
- Durability: 20 mating cycles

ELECTRICAL PERFORMANCE

- Voltage Rating: 50V A.C./D.C.
- Current Rating: 0.5A A.C./D.C.
- Contact Resistance: 30mΩ max.(initial value)
- Insulation Resistance: 100MΩ min.
- Dielectric Withstanding Voltage: No short or breakdown after 200V A.C., 2mA, 1min.

ENVIRONMENTAL

- Operating Temperature Range: -55°C to +85°C

APPROVALS & CERTIFICATION

- UL file number E66906
- RoHS compliant

PACKAGING

- Tape & Reel

SPECIFICATIONS

- Orientation: Right angle
- Cable Termination: ZIF
- Cable type: FFC/FPC
- Board Termination: Surface mount
- Contact location: Bottom
- Height: 1.2mm
- Lead-free with gold plating
- Halogen-free option
- Accommodated cable thickness: 0.3mm

TARGET MARKETS/APPLICATIONS



Car Multimedia
Car Navigation
Dashboard
Lighting



Gaming
LCD & OLED Displays



Base Station
Switches
Controllers
Storage

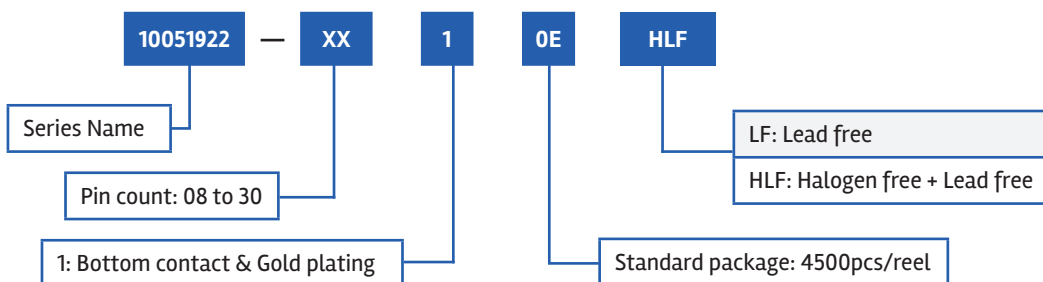


Controllers
HMI
Vending Machines
PLC
Drives



Ultrasonic
Patient Monitor
MRI
CT
Infusion Pump
Hospital Bed



PART NUMBER SELECTOR



Contact area	Solder tail
Gold: 0.08μm min.	Gold: 0.05μm min.

Looking for pricing, stock, or lifecycle information?

Click below to explore more details on WIN SOURCE:

-  [View 10051922-2010ELF](#) on WIN SOURCE
-  [Amphenol](#) Information

Optimize Your Supply Chain with WIN SOURCE Solutions

-  Global Sourcing Solution
-  Obsolete Management
-  Cost Control Management
-  Shortage Management
-  Alternative Solution
-  Excess Inventory Management