



THE DATASHEET OF
100143-1



100143-1 ✓ ACTIVE

Z-PACK | Z-PACK 2mm HM

TE Internal #: 100143-1

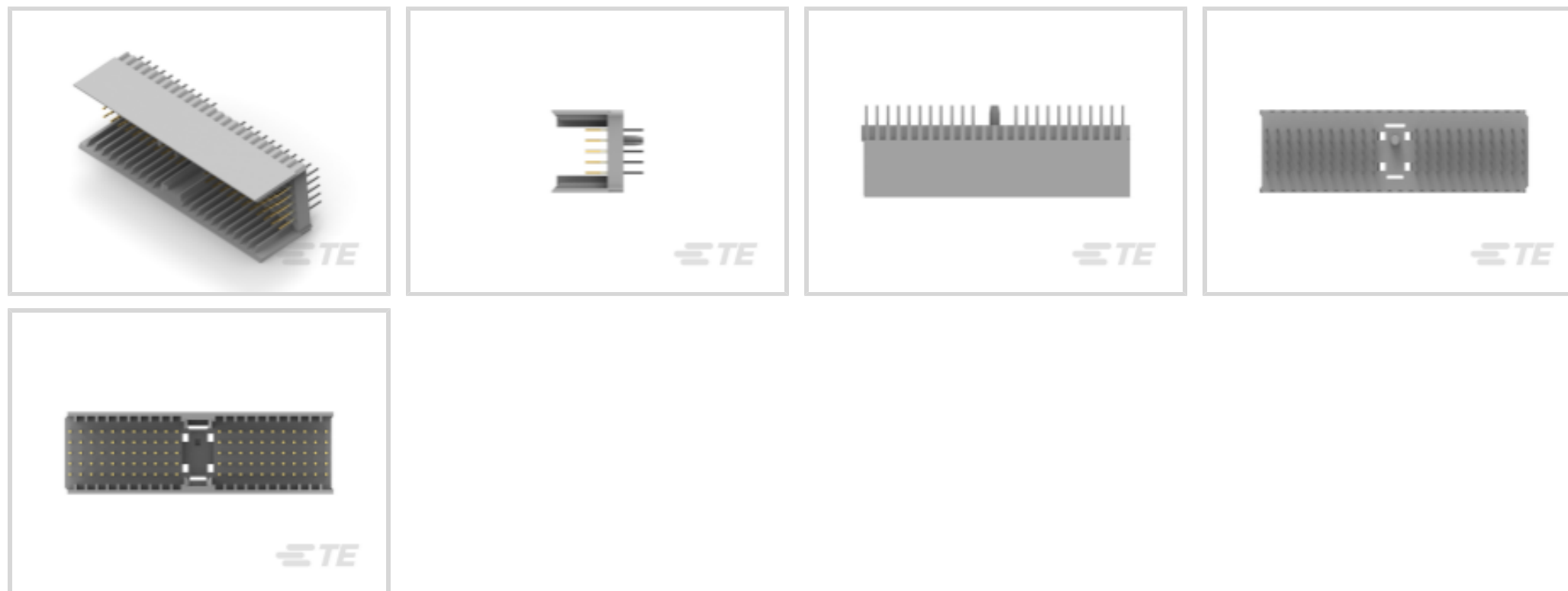
PCB Mount Header, ≤ 1 Gb/s, 25 Column, 5 Row, Mezzanine, 125 Position, 2 mm [.078 in] Centerline, Z-PACK 2mm HM, Hard Metric Backplane Connectors

[View on TE.com >](#)



[Connectors >](#) [PCB Connectors >](#) [Backplane Connectors >](#) [Hard Metric Backplane Connectors >](#)

Hard Metric Male Connector: Traditional Backplane, Mezzanine, 2mm



PCB Connector Assembly Type: **PCB Mount Header**

Data Rate: ≤ 1 Gb/s

Number of Columns: **25**

Number of Rows: **5**

Backplane Architecture: **Mezzanine**

[All Hard Metric Male Connector: Traditional Backplane, Mezzanine, 2mm \(124\)](#)

Features

Product Type Features

Backplane Interface Type	2mm HM
Connector System	Board-to-Board
Connector & Contact Terminates To	Printed Circuit Board
PCB Connector Assembly Type	PCB Mount Header
Sealable	No

Configuration Features

Rows Loaded	A, B, C, D, E
Number of Columns	25
Number of Rows	5
Backplane Architecture	Mezzanine
Number of Positions	125
PCB Mount Orientation	Vertical



Signal Characteristics

Crosstalk Version	Standard
Data Rate	≤1 Gb/s

Body Features

Primary Product Color	Gray
-----------------------	------

Contact Features

Contact Mating Area Length	13.45 mm
Feedthrough Post Length	3.7 mm
CompactPCI Designation	None
Contact Type	Pin
Contact Underplating Material	Nickel
PCB Contact Termination Area Plating Material	Tin-Lead
Contact Base Material	Phosphor Bronze
Contact Mating Area Plating Material	Gold
Contact Mating Area Plating Material Thickness	.8 μm[31.5 μin]
Contact Current Rating (Max)	1.5 A

Termination Features

Termination Method to PCB	Through Hole - Press-Fit
---------------------------	--------------------------

Mechanical Attachment

Front Mating Level	Level 1
Mating Alignment Type	Multi-Purpose Center
Connector Mounting Type	Board Mount

Housing Features

Housing Material	PBT GF
Centerline (Pitch)	2 mm[.078 in]

Dimensions

Backplane Module Length	50 mm
-------------------------	-------

Usage Conditions

Operating Temperature Range	-55 – 125 °C[-67 – 257 °F]
-----------------------------	----------------------------

Operation/Application

Shielded	No
----------	----



Circuit Application

Signal

Industry Standards

UL Flammability Rating

UL 94V-0

Packaging Features

Packaging Quantity

10

Packaging Method

Tube

Product Compliance

[For compliance documentation, visit the product page on TE.com>](#)

EU RoHS Directive 2011/65/EU

Not Compliant

EU ELV Directive 2000/53/EC

Compliant with Exemptions

China RoHS 2 Directive MIIT Order No 32, 2016

Restricted Materials Above Threshold

EU REACH Regulation (EC) No. 1907/2006

Current ECHA Candidate List: JUNE 2024 (241)
 Candidate List Declared Against: JUNE 2024 (241)
 SVHC > Threshold:
 Pb (13% in Component Part)

Article Safe Usage Statements:
 Do not eat, drink or smoke when using this product. Wash thoroughly after handling. Recycle if possible and dispose of the article by following all applicable governmental regulations relevant to your geographic location.

Halogen Content

Not Low Halogen - contains Br or Cl > 900 ppm.

Solder Process Capability

Not applicable for solder process capability

Product Compliance Disclaimer


This information is provided based on reasonable inquiry of our suppliers and represents our current actual knowledge based on the information they provided. This information is subject to change. The part numbers that TE has identified as EU RoHS compliant have a maximum concentration of 0.1% by weight in homogenous materials for lead, hexavalent chromium, mercury, PBB, PBDE, DBP, BBP, DEHP, DIBP, and 0.01% for cadmium, or qualify for an exemption to these limits as defined in the Annexes of Directive 2011/65/EU (RoHS2). Finished electrical and electronic equipment products will be CE marked as required by Directive 2011/65/EU. Components may not be CE marked. Additionally, the part numbers that TE has identified as EU ELV compliant have a maximum concentration of 0.1% by weight in homogenous materials for lead, hexavalent chromium, and mercury, and 0.01% for cadmium, or qualify for an exemption to these limits as defined in the Annexes of Directive 2000/53/EC (ELV). Regarding the REACH Regulation, the information TE provides on SVHC in articles for this part number is based on the latest European Chemicals Agency (ECHA) 'Guidance on requirements for substances in articles' posted at this URL: <https://echa.europa.eu/guidance-documents/guidance-on-reach>

Compatible Parts




TE Part # 100147-1
Z-PACK/A F-HDR.110P

Also in the Series | Z-PACK 2mm HM



Backplane Connector Housings(4)



Backplane Power Connectors(1)




Connector Caps & Covers(62)




Connector Contacts(2)



Connector Hardware(91)



Hard Metric Backplane Connectors
(267)



High Speed Backplane Connectors(1)



Insertion & Extraction Tools(2)



PCB Headers & Receptacles(46)


Customers Also Bought



TE Part #2-6609115-3
6EGG1-2=F7386D



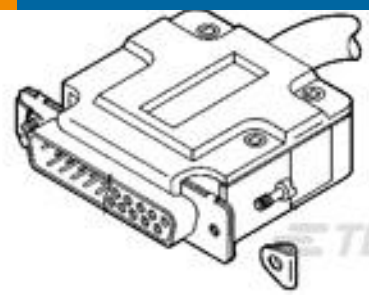
TE Part #MS580302BA01-00
MS5803-02BA01 DIGIT PRESSURE
SENSOR TUBE



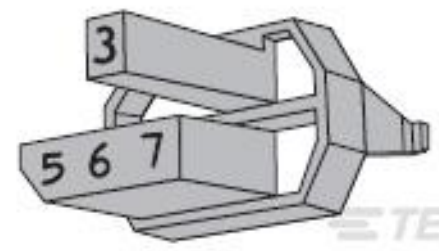
TE Part #100147-1
HM Receptacle Connector: Traditional
Backplane, Coplanar, 2mm



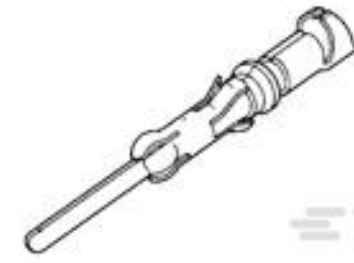
TE Part #1658671-1
HDP-22,PLUG,SIZE 2, 26 POSN




TE Part #5207908-4
STRAIN REL W/SCREW RET KIT



TE Part #3-100526-2
Z-PACK F.CODING KEY



TE Part #66182-1
III+ PIN,SOLDER,30AU,10AU FLASH,LP



TE Part #103308-2
014 LOPRO HDR SP 15DP



TE Part #2102847-1
DC, 7Row, Center, MULTIGIG RT 2R

Documents

Product Drawings

[PACK/A MALE HDR 110P, 2MM HM](#)

English

CAD Files

[3D PDF](#)

3D

Customer View Model

[ENG_CVM_CVM_100143-1_K.2d_dxf.zip](#)

English

Customer View Model

[ENG_CVM_CVM_100143-1_K.3d_igs.zip](#)

English

Customer View Model

[ENG_CVM_CVM_100143-1_K.3d_stp.zip](#)

English

By downloading the CAD file I accept and agree to the [Terms and Conditions](#) of use.

Datasheets & Catalog Pages

[Stacking Connectors Quick Reference Guide \(English\)](#)

English

Product Specifications

[Application Specification](#)

English

Instruction Sheets

[INSERTION TOOL FOR Z-PACK 2mm HM CONN.](#)



Japanese

[Instruction Sheet \(non U.S.\)](#)

Japanese

Looking for pricing, stock, or lifecycle information?

Click below to explore more details on WIN SOURCE:

[View 100143-1 on WIN SOURCE](#)

[TE Connectivity Information](#)

Optimize Your Supply Chain with WIN SOURCE Solutions

- ✓ Global Sourcing Solution
- ✓ Obsolete Management
- ✓ Cost Control Management
- ✓ Shortage Management
- ✓ Alternative Solution
- ✓ Excess Inventory Management