




**THE DATASHEET OF
XGL1010-103MED**



NEW!

Shielded Power Inductors – XGL1010



- Industry's lowest DCR and low power losses
- Wide inductance range up to 56 μ H
- High current handling with soft saturation characteristics
- AEC-Q200 Grade 1 (–40°C to +125°C) with a 165°C max part temperature

Designer's Kit C516 contains 3 of each value

Core material Composite

Core and winding loss See www.coilcraft.com/coreloss

Environmental RoHS compliant, halogen free

Terminations RoHS compliant tin-silver (96.5/3.5) over copper. Other terminations available at additional cost.

Weight 6.0 – 6.9 g

Operating voltage: 0 – 60 V

Ambient temperature –40°C to +125°C with (40°C rise) Irms current.

Maximum part temperature +165°C (ambient + temp rise). [Derating](#).

Storage temperature Component: –55°C to +165°C.

Tape and reel packaging: –55°C to +80°C

Resistance to soldering heat Max three 40 second reflows at +260°C, parts cooled to room temperature between cycles

Moisture Sensitivity Level (MSL) 1 (unlimited floor life at <30°C / 85% relative humidity)

PCB washing Tested to MIL-STD-202 Method 215 plus an additional aqueous wash. See [Doc787_PCB_Washing.pdf](#).

Part number ¹	Inductance ² ±20% (μ H)	DCR (mOhms) ³		SRF typ ⁴ (MHz)	Isat (A) ⁵			Irms (A) ⁶	
		typ	max		10% drop	20% drop	30% drop	20°C rise	40°C rise
XGL1010-271MED	0.27	0.47	0.57	96	44	74	117	40.8	54.0
XGL1010-521MED	0.52	0.68	0.80	56	33	54	76	39.8	52.0
XGL1010-801MED	0.80	0.88	1.1	47	29	46	64	36.0	48.0
XGL1010-122MED	1.2	1.2	1.4	37	24	39	50	31.5	41.5
XGL1010-152MED	1.5	1.5	1.7	31	21	33	45	31.1	40.7
XGL1010-222MED	2.2	2.3	2.6	25	15	26	36	24.6	33.0
XGL1010-332MED	3.3	3.2	3.7	21	14	24	34	19.2	26.0
XGL1010-472MED	4.7	4.0	4.6	18	12	21	29	18.0	24.7
XGL1010-562MED	5.6	5.2	5.9	16	10	17	24	17.5	24.0
XGL1010-682MED	6.8	6.2	7.0	14	9.3	16	22	15.7	21.2
XGL1010-822MED	8.2	8.0	9.0	13	8.7	14	20	14.1	18.7
XGL1010-103MED	10	8.7	9.7	12	8.3	13	18	13.7	18.2
XGL1010-153MED	15	13.6	15.2	10	7.0	11	16	11.4	15.4
XGL1010-223MED	22	19.6	22.0	8.0	5.6	9.3	13	9.8	13.2
XGL1010-333MED	33	29.9	33.5	6.6	4.6	7.6	10	6.1	8.5
XGL1010-473MED	47	40.9	46.9	4.9	3.7	6.1	8.4	5.1	7.0
XGL1010-563MED	56	49.9	55.9	4.6	3.3	5.3	7.6	4.6	6.3

1. When ordering, please specify **termination** code:

XGL1010-563MED

Termination: **E** = RoHS compliant tin-silver over copper.

Special order: **T** = RoHS tin-silver-copper (95.5/4/0.5) or **S** = non-RoHS tin-lead (63/37).

Packaging: **D** = 13" machine-ready reel. EIA-481 embossed plastic tape (300 parts per full reel). Quantities less than full reel available: in tape (not machine ready) or with leader and trailer (\$25 charge).

2. Inductance tested at 1 MHz, 0.1 Vrms, 0 Adc.

3. DCR measured on a micro-ohmmeter.

4. SRF measured using Agilent/HP 4395A or equivalent.

5. DC current at 25°C that causes an inductance drop from its value without current.

6. Current that causes the specified temperature rise from 25°C ambient. This information is for reference only and does not represent absolute maximum ratings. [Click for temperature derating information](#).

7. Electrical specifications at 25°C.

Refer to Doc 362 "Soldering Surface Mount Components" before soldering.

Irms Testing

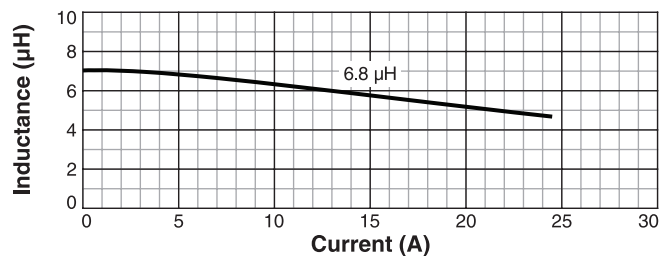
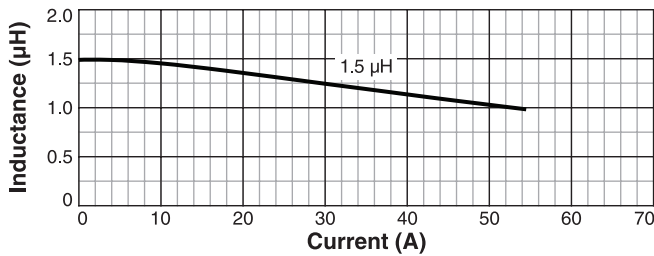
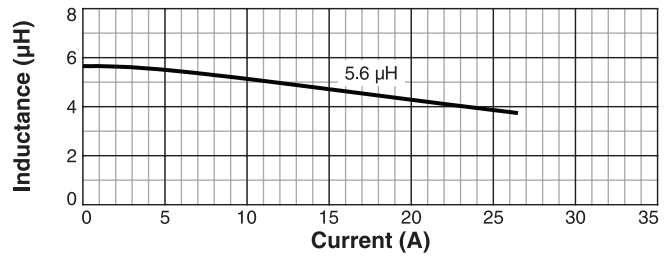
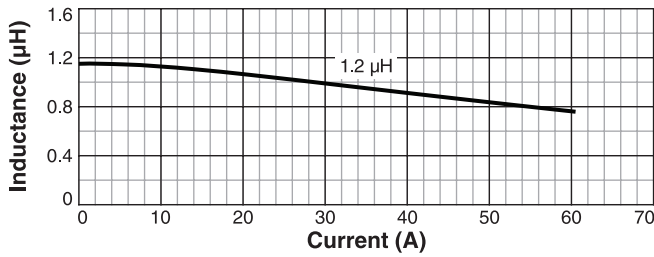
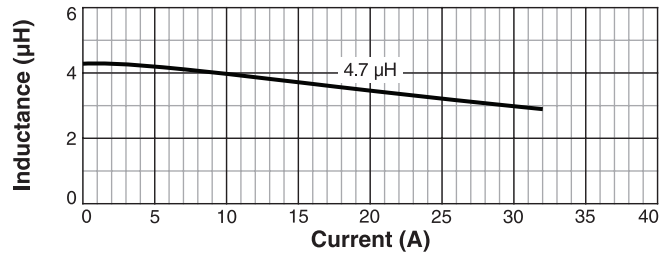
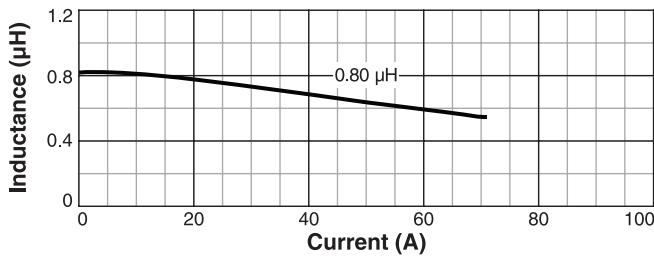
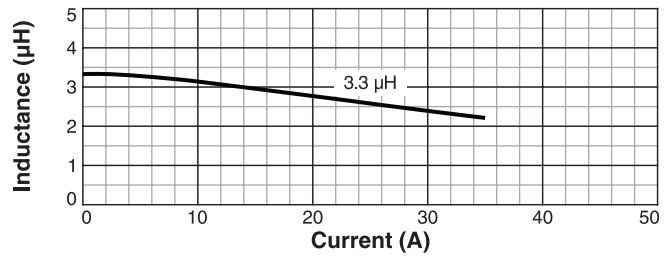
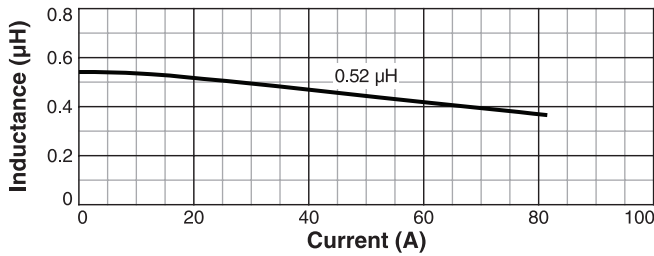
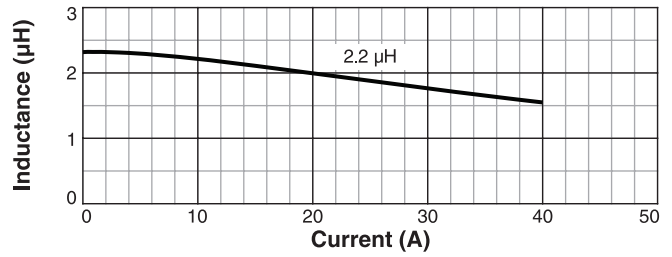
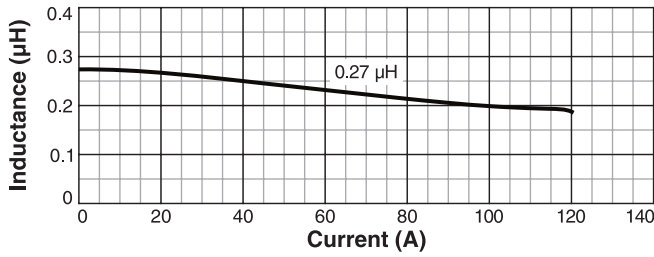
Irms testing was performed on 0.75 inch wide x 0.25 inch thick copper traces in still air.

Temperature rise is highly dependent on many factors including pcb land pattern, trace size, and proximity to other components. Therefore temperature rise should be verified in application conditions.



Shielded Power Inductors – XGL1010

Typical L vs Current



US +1-847-639-6400 sales@coilcraft.com
UK +44-1236-730595 sales@coilcraft-europe.com
Taiwan +886-2-2264 3646 sales@coilcraft.com.tw
China +86-21-6218 8074 sales@coilcraft.com.cn
Singapore + 65-6484 8412 sales@coilcraft.com.sg

Document 1707-2 Revised 08/24/22

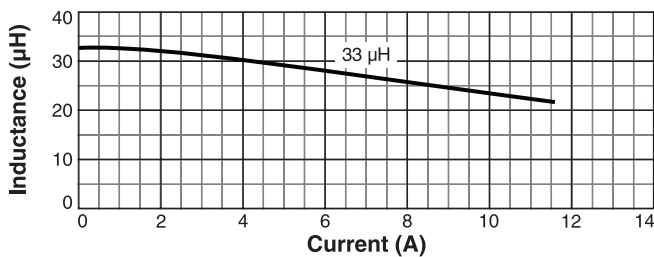
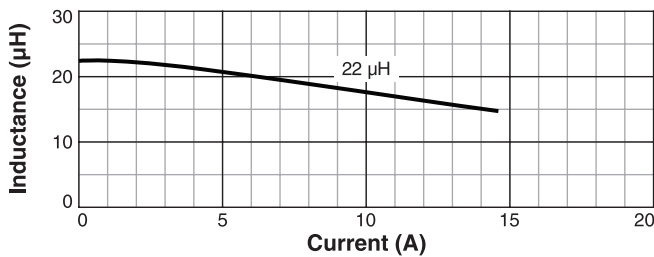
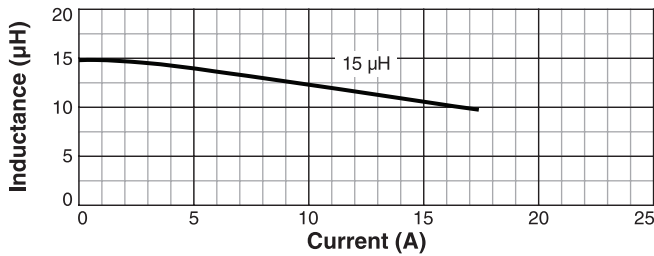
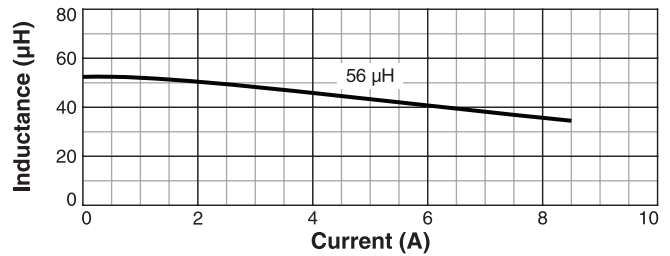
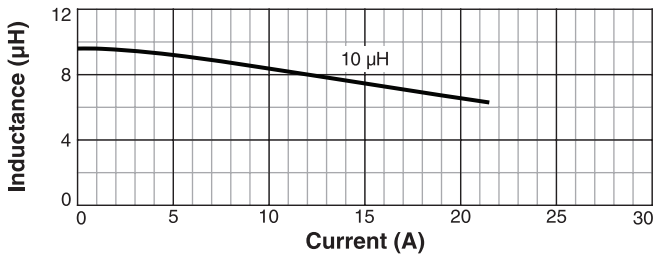
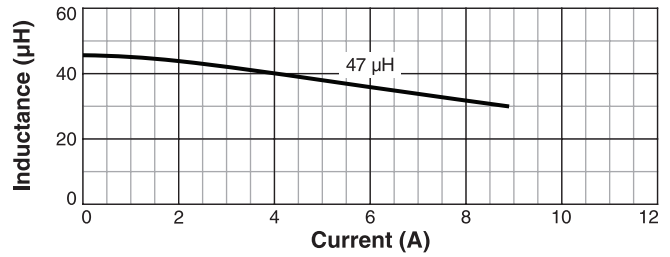
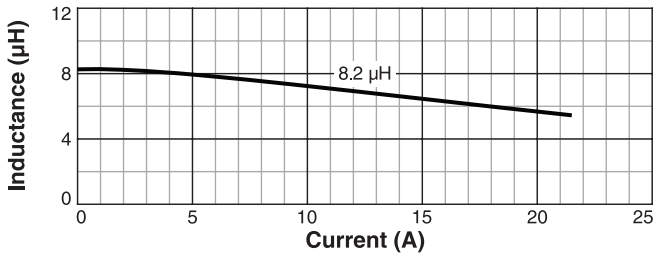
© Coilcraft Inc. 2022

This product may not be used in medical or high risk applications without prior Coilcraft approval. Specification subject to change without notice. Please check web site for latest information.



Shielded Power Inductors – XGL1010

Typical L vs Current



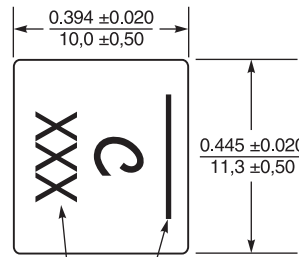
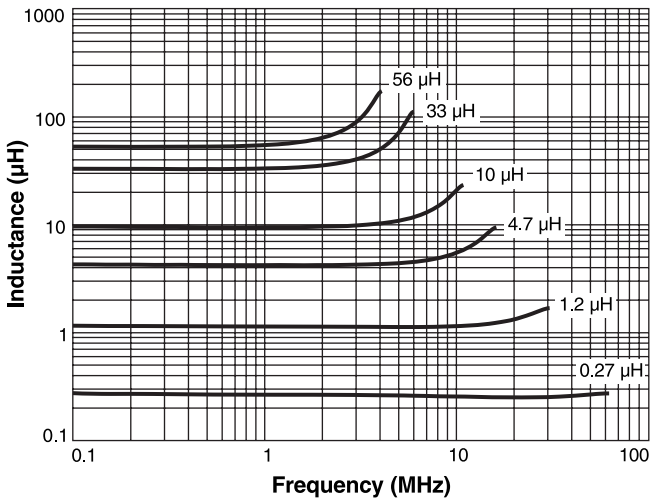
US +1-847-639-6400 sales@coilcraft.com
UK +44-1236-730595 sales@coilcraft-europe.com
Taiwan +886-2-2264 3646 sales@coilcraft.com.tw
China +86-21-6218 8074 sales@coilcraft.com.cn
Singapore + 65-6484 8412 sales@coilcraft.com.sg

Document 1707-3 Revised 08/24/22
 © Coilcraft Inc. 2022
 This product may not be used in medical or high risk applications without prior Coilcraft approval. Specification subject to change without notice. Please check web site for latest information.

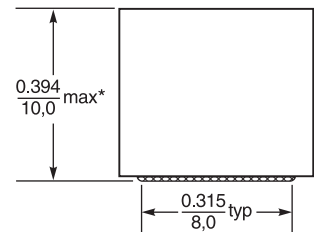
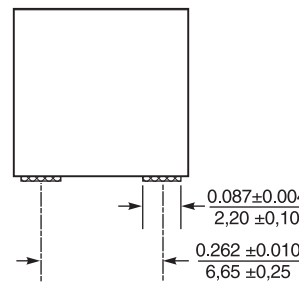


Shielded Power Inductors – XGL1010

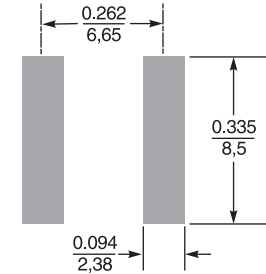
Typical L vs Frequency



Dash number Indicates direction of terminals and start (short) lead. Connect high dv/dt here for lowest EMI.



* For optional tin-lead and tin-silver-copper terminations, dimensions are for the mounted part. Dimensions before mounting can be an additional 0.005 inch / 0.13 mm



Recommended Land Pattern

Dimensions are in $\frac{\text{inches}}{\text{mm}}$

Packaging 300/13" reel Plastic tape: 24 mm wide, 0.4 mm thick, 16 mm pocket spacing, 10.21 mm pocket depth



www.coilcraft.com

US +1-847-639-6400 sales@coilcraft.com
UK +44-1236-730595 sales@coilcraft-europe.com
Taiwan +886-2-2264 3646 sales@coilcraft.com.tw
China +86-21-6218 8074 sales@coilcraft.com.cn
Singapore + 65-6484 8412 sales@coilcraft.com.sg

Document 1707-4 Revised 08/24/22

© Coilcraft Inc. 2022

This product may not be used in medical or high risk applications without prior Coilcraft approval. Specification subject to change without notice. Please check web site for latest information.

Looking for pricing, stock, or lifecycle information?

Click below to explore more details on WIN SOURCE:

 [View XGL1010-103MED on WIN SOURCE](#)

 [Coilcraft Information](#)

Optimize Your Supply Chain with WIN SOURCE Solutions

-  Global Sourcing Solution
-  Obsolete Management
-  Cost Control Management
-  Shortage Management
-  Alternative Solution
-  Excess Inventory Management