



THE DATASHEET OF
135111-04-12.00



NOTES:

1. MATERIALS AND FINISHES:

SMA RIGHT ANGLE CRIMP PLUG - P/N: 132122
 SMA BULKHEAD CRIMP JACK - P/N: 132118
 CABLE - RG-58/U COAXIAL CABLE

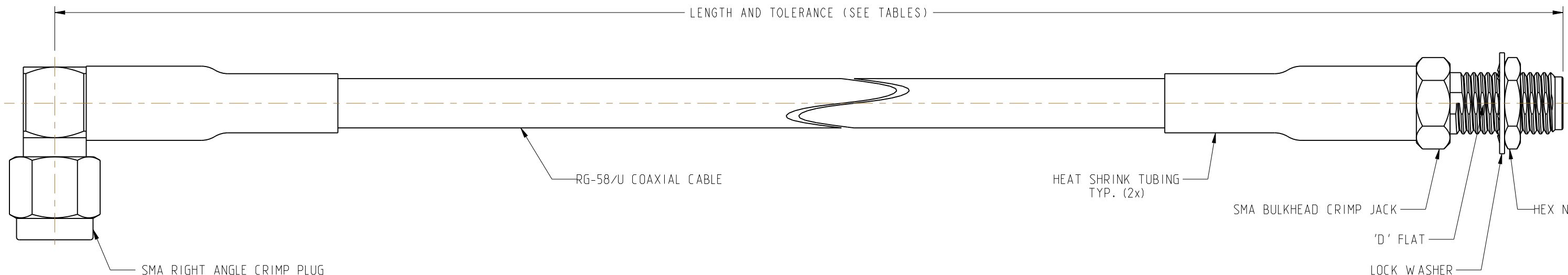
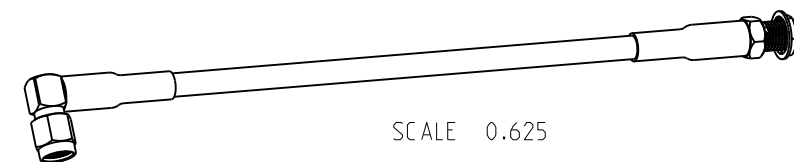
2. ELECTRICAL:

A. IMPEDANCE: 50 OHM, NOMINAL

3. PACKAGING:

A. QUANTITY: SINGLE PACK
 B. BAG TO BE MARKED: AMPHENOL RF, 135111-04-XX.XX, AND DATE CODE

135111-04-XX.XX		REVISIONS			
DRAWING NO.	REV	DESCRIPTION	DATE	ECO	APPR
THIRD ANGLE PROJ.	NC	INITIAL RELEASE	04-Feb-09	--	--
	B	SEE SHEET 1	26-Mar-14	2714	CL/BCG



ORDERING INFORMATION		
PART NUMBER (IMPERIAL)	PART NUMBER (METRIC)	LENGTH IN INCHES * [METERS]
135111-04-06.00	-	6.00 [0.152]
-	135111-04-M0.25	9.84 [0.250]
135111-04-12.00	-	12.00 [0.305]
135111-04-18.00	-	18.00 [0.457]
-	135111-04-M0.50	19.69 [0.500]
135111-04-24.00	-	24.00 [0.610]
-	135111-04-M0.75	29.53 [0.750]
135111-04-36.00	-	36.00 [0.914]
-	135111-04-M1.00	39.37 [1.000]
135111-04-48.00	-	48.00 [1.219]

TOLERANCE TABLE	
LENGTH IN INCHES/FT [METERS]	TOLERANCE
0" - 23.90" [0 - 0.607]	±0.25" [0.006]
24.00" - 59.00" [0.610 - 1.499]	±0.50" [0.013]
5.0' - 24.9' [1.524 - 7.617]	±2.5%
25.0' & UP [7.620 & UP]	±5.0%

DESIGN REQUIREMENTS:

- | | |
|---|---|
| <input checked="" type="checkbox"/> FREQUENCY : DC TO 1.0 GHz | <input checked="" type="checkbox"/> CONTINUITY |
| <input type="checkbox"/> VSWR : ____1 MAX | <input checked="" type="checkbox"/> HI-POT : 500 VRMS |
| <input type="checkbox"/> INS. LOSS : ____ dBMAX | <input type="checkbox"/> OTHER |

* ADDITIONAL LENGTHS CAN BE PROVIDED, CONTACT AMPHENOL RF MARKETING FOR QUOTE


CUSTOMER OUTLINE DRAWING

ALL OTHER SHEETS ARE FOR INTERNAL USE ONLY

UNLESS OTHERWISE SPECIFIED, TOLERANCES ARE AS FOLLOWS: 2 PLACE DECIMAL ±.015 (0,381 mm) 3 PLACE DECIMAL ±.005 (0,127 mm) ANGLES ± 1°	MATERIAL	DRAWN	DATE	TITLE	Amphenol Connex
	SEE NOTES	CLEMENT	13-Mar-14	SMA RIGHT ANGLE CRIMP PLUG TO SMA BULKHEAD CRIMP JACK, USING RG-58/U COAXIAL CABLE, VARIOUS LENGTHS	
NOTICE - These drawings, specifications, or other data (1) are, and remain the property of Amphenol Corp. (2) must be returned upon request; and (3) are confidential and not to be disclosed to any person other than those to whom they are given by Amphenol Corp. The furnishing of these drawings, specifications, or other data by Amphenol Corp., or to any other person to anyone for any purpose is not to be regarded by implication or otherwise in any manner licensing, granting rights or permitting such holder or any other person to manufacture, use or sell any product, process or design, patented or otherwise, that may in any way be related to or disclosed by said drawings, specifications, or other data.	REFERENCE	ENGINEER	DATE		
		B.C. GLEISSNER	13-Mar-14		
			APPROVED	DATE	
		B.C. GLEISSNER	26-Mar-14		
		CAD FILE			
				DWG SIZE	SCALE: 2.5:1
				B	SHEET 2 OF 2
				DRAWING NO.	
				135111-04-XX.XX	
				REV	
				B	

Looking for pricing, stock, or lifecycle information?

Click below to explore more details on WIN SOURCE:

 [View 135111-04-12.00 on WIN SOURCE](#)

 [Amphenol-RF Division Information](#)

Optimize Your Supply Chain with WIN SOURCE Solutions

-  Global Sourcing Solution
-  Obsolete Management
-  Cost Control Management
-  Shortage Management
-  Alternative Solution
-  Excess Inventory Management