

WIN*SOURCE*
ELECTRONICS

THE DATASHEET OF
1411001-1



1411001-1 ✓ ACTIVE



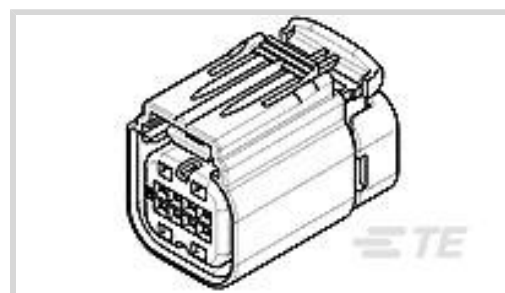
Get .64 Connector System

TE Internal #: 1411001-1

Housing for Female Terminals, Wire-to-Board / Wire-to-Device / Wire-to-Wire, 8 Position, 2.54 mm [.1 in] Centerline, Get .64 Connector System

[View on TE.com >](#)

Connectors > Automotive Connectors > Automotive Housings > GET .64 CONNECTOR SYSTEM, CONNECTOR HSG



Connector System: **Wire-to-Board, Wire-to-Device, Wire-to-Wire**

Number of Positions: **8**

Connector & Housing Type: **Housing for Female Terminals**

Centerline (Pitch): **2.54 mm [.1 in]**

Sealable: **Yes**

[All GET .64 CONNECTOR SYSTEM, CONNECTOR HSG \(69\)](#)

Features

Product Type Features

Mixed & Hybrid Connector	No
Connector Shape	Rectangular
Connector System	Wire-to-Board, Wire-to-Device, Wire-to-Wire
Connector & Housing Type	Housing for Female Terminals
Sealable	Yes
Primary Locking Feature	Integrated in Housing

Configuration Features

Blank Cavity Position	4, 8
Number of Positions	8
Number of Rows	2

Body Features

Cable Exit Angle	180°
Primary Product Color	Black
Connector & Keying Code	B

Contact Features

Contact Size	.64mm
--------------	-------



Contact Type	Receptacle
--------------	------------

Mating Tab Width	.64 mm[.025 in]
------------------	-----------------

Mechanical Attachment

Terminal Position Assurance	Yes
-----------------------------	-----

Strain Relief	Without
---------------	---------

Mating Alignment Type	Keyed
-----------------------	-------

Mating Alignment	With
------------------	------

Connector Mounting Type	Cable Mount (Free-Hanging)
-------------------------	----------------------------

Housing Features

Housing Material	PA GF
------------------	-------

Centerline (Pitch)	2.54 mm[.1 in]
--------------------	----------------

Dimensions

Connector Height	23.8 mm[.937 in]
------------------	------------------

Product Width	19.4 mm[.764 in]
---------------	------------------

Product Length	31.4 mm[1.236 in]
----------------	-------------------

Row-to-Row Spacing	5.5 mm[.217 in]
--------------------	-----------------

Usage Conditions

Operating Temperature (Max)	70 °C, 75 °C, 80 °C, 85 °C, 90 °C, 100 °C, 105 °C, 110 °C, 120 °C, 125 °C[158 °F][167 °F][176 °F][185 °F][194 °F][212 °F][221 °F][230 °F][248 °F][257 °F]
-----------------------------	---

Operating Temperature Range	-40 – 125 °C[-40 – 257 °F]
-----------------------------	----------------------------

Operation/Application

Circuit Application	Signal
---------------------	--------

Industry Standards

Degree of Protection	IP67
----------------------	------

Packaging Features

Packaging Quantity	600
--------------------	-----

Packaging Method	Package
------------------	---------

Other

Serviceable	Yes
-------------	-----

Connector Position Assurance Capable	No
--------------------------------------	----



Product Compliance


[For compliance documentation, visit the product page on TE.com>](#)

EU RoHS Directive 2011/65/EU	Compliant
EU ELV Directive 2000/53/EC	Compliant
China RoHS 2 Directive MIIT Order No 32, 2016	No Restricted Materials Above Threshold
EU REACH Regulation (EC) No. 1907/2006	Current ECHA Candidate List: JUNE 2024 (241) Candidate List Declared Against: JUNE 2024 (241) Does not contain REACH SVHC
Halogen Content	Low Halogen - Br, Cl, F, I < 900 ppm per homogenous material. Also BFR/CFR/PVC Free
Solder Process Capability	Not applicable for solder process capability

Product Compliance Disclaimer

This information is provided based on reasonable inquiry of our suppliers and represents our current actual knowledge based on the information they provided. This information is subject to change. The part numbers that TE has identified as EU RoHS compliant have a maximum concentration of 0.1% by weight in homogenous materials for lead, hexavalent chromium, mercury, PBB, PBDE, DBP, BBP, DEHP, DIBP, and 0.01% for cadmium, or qualify for an exemption to these limits as defined in the Annexes of Directive 2011/65/EU (RoHS2). Finished electrical and electronic equipment products will be CE marked as required by Directive 2011/65/EU. Components may not be CE marked. Additionally, the part numbers that TE has identified as EU ELV compliant have a maximum concentration of 0.1% by weight in homogenous materials for lead, hexavalent chromium, and mercury, and 0.01% for cadmium, or qualify for an exemption to these limits as defined in the Annexes of Directive 2000/53/EC (ELV). Regarding the REACH Regulation, the information TE provides on SVHC in articles for this part number is based on the latest European Chemicals Agency (ECHA) 'Guidance on requirements for substances in articles' posted at this URL: <https://echa.europa.eu/guidance-documents/guidance-on-reach>


Compatible Parts

 <p>TE Part # CAT-G3353-T273 GET .64 CONNECTOR SYSTEM, RECEPT AND TAB</p>	<p>TE Part # 5-1419161-6 2X4 SEALED SPACER</p>	<p>TE Part # 8-1419161-4 2X4 SEALED PERIMETER SEAL</p>	<p>TE Part # 9-1419161-6 2X4 SEALED GROMMET</p>
--	--	--	---


Also in the Series | [Get .64 Connector System](#)




Automotive Connector Caps & Covers (5)




Automotive Housings(109)



Automotive Terminals(28)



Insertion & Extraction Tools(1)



PCB Headers & Receptacles(3)

Customers Also Bought



TE Part #1326032-8
2.8MM RECP,SEAL,20AWG,REV REEL



TE Part #1411001-9
2x4 SEALED HARN ASSY W/O CPA



TE Part #2035363-5
1X6 GENERATION Y ASSY KEY D



TE Part #1924900-1
Assy, Plug, 30p Hybrid Key A



TE Part #2098660-1
32P Shield, GY HandMate



TE Part #2288276-1
Assy,Plug,USCAR,GenY,20p,Key A, No CPA




TE Part #1-1823174-1
2POS,1.5MM SFC,REC HSG,ASSY, SEALED



TE Part #2-967348-2
MQS SHIELD FOR HOUSING 32POS.



TE Part #2035363-7
1X6 GENERATION Y ASSY KEY E



TE Part #2288274-2
24P HYBRID 0.64/2.8 PLUG ASSY, B KEY

Documents



Product Drawings

[SEALED HARN ASSY W/O CPA KEY B](#)

English

[SEALED HARN ASSY W/O CPA KEY B](#)

English

CAD Files

Customer View Model

[ENG_CVM_CVM_1411001-1_E1.3d_stp.zip](#)

English

[3D PDF](#)

3D

Customer View Model

[ENG_CVM_CVM_1411001-1_E1.2d_dxf.zip](#)

English

Customer View Model

[ENG_CVM_CVM_1411001-1_E1.3d_igs.zip](#)

English

By downloading the CAD file I accept and agree to the [Terms and Conditions](#) of use.

Datasheets & Catalog Pages

[GET 0.64 Interconnection System](#)

English

Product Specifications

[Application Specification](#)

English

Instruction Sheets

[Instruction Sheet \(U.S.\)](#)

English

Looking for pricing, stock, or lifecycle information?

Click below to explore more details on WIN SOURCE:

[View 1411001-1 on WIN SOURCE](#)

[TE Connectivity Information](#)

Optimize Your Supply Chain with WIN SOURCE Solutions

- ✓ Global Sourcing Solution
- ✓ Obsolete Management
- ✓ Cost Control Management
- ✓ Shortage Management
- ✓ Alternative Solution
- ✓ Excess Inventory Management