



THE DATASHEET OF
1445022-6



1445022-6 ✓ ACTIVE

MATE-N-LOK | Micro MATE-N-LOK

TE Internal #: 1445022-6

Housing, Receptacle, Wire-to-Wire, 6 Position, 3 mm [.118 in]

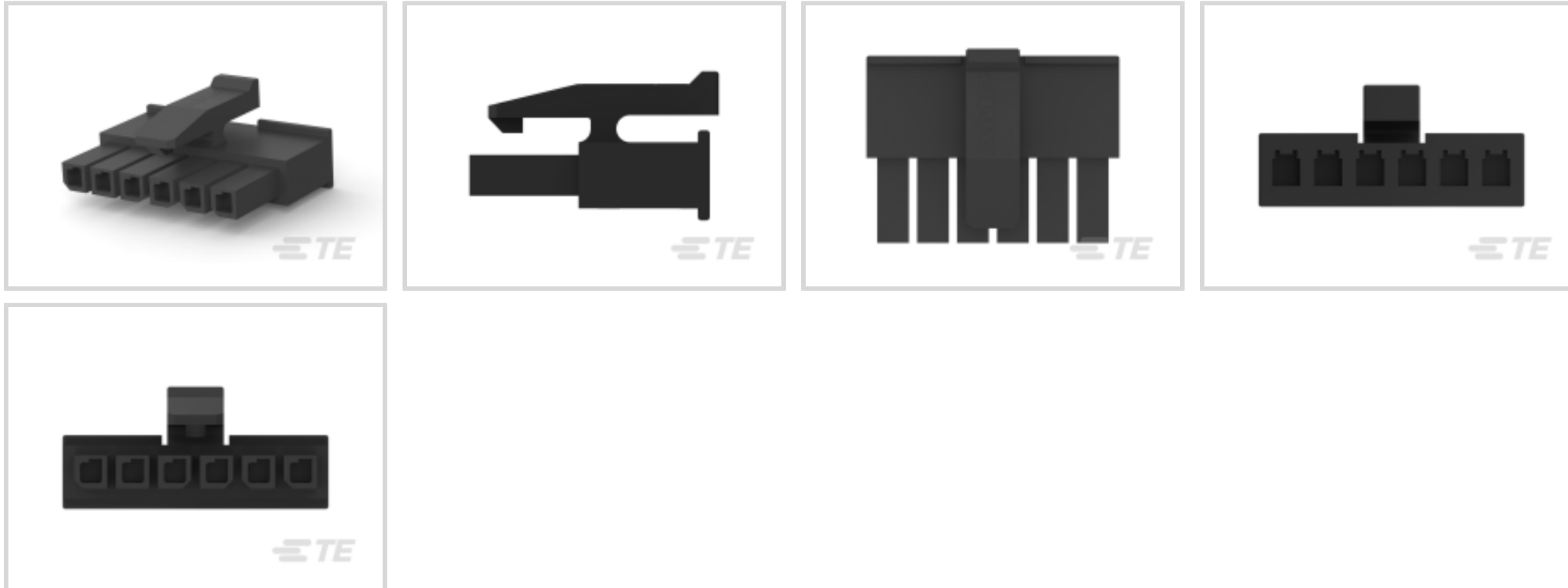
Centerline, Wire & Cable, UL 94V-0, Micro MATE-N-LOK,

Rectangular Power Connectors

[View on TE.com >](#)



Connectors > Power Connectors > Rectangular Power > Rectangular Power Connectors



Rectangular Power Connector Type: **Housing**

Connector & Housing Type: **Receptacle**

Connector System: **Wire-to-Wire**

Number of Positions: **6**

Centerline (Pitch): **3 mm [.118 in]**

Features

Product Type Features

Rectangular Power Connector Type	Housing
Connector & Housing Type	Receptacle
Connector System	Wire-to-Wire
Sealable	No
Connector & Contact Terminates To	Wire & Cable

Configuration Features

Number of Positions	6
Number of Rows	1

Electrical Characteristics

Operating Voltage	250 VDC
-------------------	---------

Contact Features

Contact Layout	Inline
Contact Retention Within Housing	Without
Contact Type	Receptacle



Termination Features

Termination Method to Wire & Cable	Crimp
------------------------------------	-------

Mechanical Attachment

Connector Mounting Type	Cable Mount (Free-Hanging)
-------------------------	----------------------------

Housing Features

Centerline (Pitch)	3 mm [.118 in]
--------------------	----------------

Housing Color	Black
---------------	-------

Housing Material	Nylon 66/6
------------------	------------

Usage Conditions

Operating Temperature Range	-40 – 105 °C [-40 – 221 °F]
-----------------------------	-----------------------------

Operation/Application

Circuit Application	Power & Signal
---------------------	----------------

Industry Standards

CSA Rating	Certified, LR 7189
------------	--------------------

UL Rating	Recognized
-----------	------------

Compatible With Agency/Standards Products	CNR, USR
---	----------

Compatible With Approved Standards Products	UL E28476, VDE 40005280
---	-------------------------

UL Flammability Rating	UL 94V-0
------------------------	----------

Glow Wire Rating	Standard Part - Not Glow Wire
------------------	-------------------------------

Packaging Features

Packaging Quantity	2000
--------------------	------

Packaging Method	Tray
------------------	------

Product Compliance

[For compliance documentation, visit the product page on TE.com>](#)

EU RoHS Directive 2011/65/EU	Compliant
------------------------------	-----------

EU ELV Directive 2000/53/EC	Compliant
-----------------------------	-----------

China RoHS 2 Directive MIIT Order No 32, 2016	No Restricted Materials Above Threshold
---	---

EU REACH Regulation (EC) No. 1907/2006	Current ECHA Candidate List: JUNE 2024 (241) Candidate List Declared Against: JUNE 2024 (241) Does not contain REACH SVHC
--	---



Halogen Content	Low Halogen - Br, Cl, F, I < 900 ppm per homogenous material. Also BFR/CFR/PVC Free
Solder Process Capability	Not applicable for solder process capability

Product Compliance Disclaimer

This information is provided based on reasonable inquiry of our suppliers and represents our current actual knowledge based on the information they provided. This information is subject to change. The part numbers that TE has identified as EU RoHS compliant have a maximum concentration of 0.1% by weight in homogenous materials for lead, hexavalent chromium, mercury, PBB, PBDE, DBP, BBP, DEHP, DIBP, and 0.01% for cadmium, or qualify for an exemption to these limits as defined in the Annexes of Directive 2011/65/EU (RoHS2). Finished electrical and electronic equipment products will be CE marked as required by Directive 2011/65/EU. Components may not be CE marked. Additionally, the part numbers that TE has identified as EU ELV compliant have a maximum concentration of 0.1% by weight in homogenous materials for lead, hexavalent chromium, and mercury, and 0.01% for cadmium, or qualify for an exemption to these limits as defined in the Annexes of Directive 2000/53/EC (ELV). Regarding the REACH Regulation, the information TE provides on SVHC in articles for this part number is based on the latest European Chemicals Agency (ECHA) 'Guidance on requirements for substances in articles' posted at this URL: <https://echa.europa.eu/guidance-documents/guidance-on-reach>

Compatible Parts

 <p>TE Part # 2-1445093-6 MICRO MNL HDR ASSY S/ROW AU LF</p>	 <p>TE Part # 2-1445053-6 MICRO MNL HDR ASSY S/ROW LF</p>	 <p>TE Part # 2-1445091-6 MICRO MNL HDR ASSY S/ROW AU LF</p>	 <p>TE Part # 2-1445057-6 MICRO MNL HDR ASSY SINGLE ROW</p>
 <p>TE Part # 1445049-6 FREE HANG SNGL ROW HSG 6 POS</p>	 <p>TE Part # 2-1445050-6 MICRO MNL HDR ASSY S/ROW LF</p>	 <p>TE Part # 2-1445054-6 MICRO MNL HDR ASSY S/ROW LF</p>	 <p>TE Part # 2-1445055-6 MICRO MNL HDR ASSY S/ROW LF</p>
 <p>TE Part # 2-1445096-6 MICRO MNL HDR ASSY SINGLE ROW</p>	 <p>TE Part # 2-1445100-6 MICRO MNL HDR ASSY S/ROW LF</p>	 <p>TE Part # 2-1445087-6 MICRO MNL HDR ASSY S/ROW AU LF</p>	 <p>TE Part # 2-1445085-6 micro mnl hdr assy s/row au lf</p>



TE Part # 2-1445098-6
MICRO MNL HDR ASSY S/ROW AU LF



TE Part # 1445048-6
PANEL MT SNGL ROW HSG 6 POS



TE Part # 2-1445052-6
MICRO MNL HDR ASSY S/ROW LF



TE Part # 2-1445088-6
MICRO MNL HDR ASSY S/ROW AU LF




TE Part # 2-1445097-6
MICRO MNL HDR ASSY S/ROW AU LF

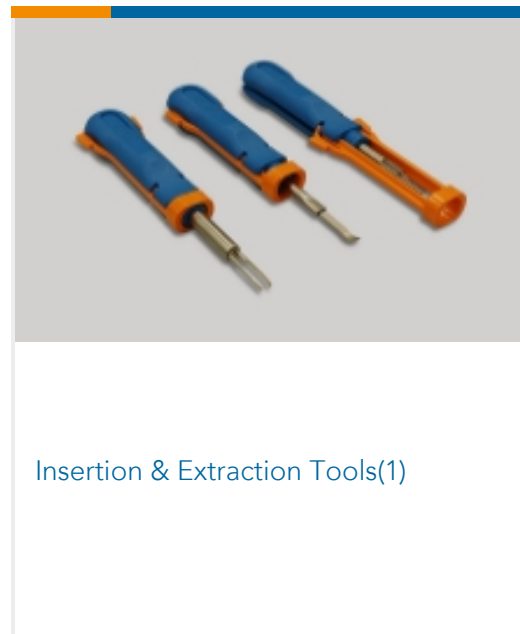


TE Part # 2008571-6
6 POS MICRO MNL, TOP LATCH, BL

Also in the Series | **Micro MATE-N-LOK**



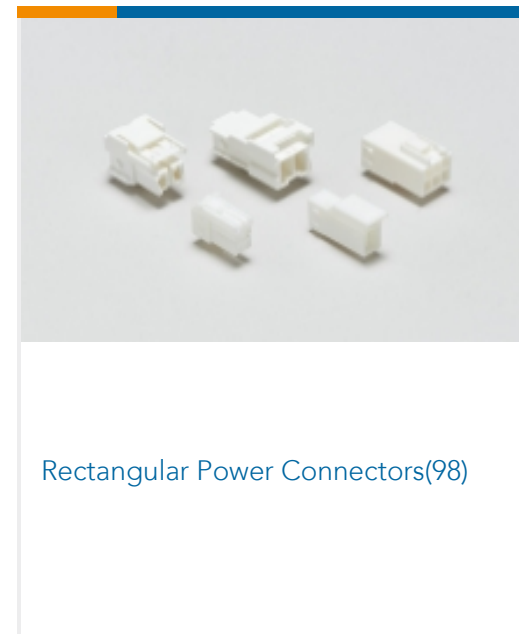
Connector Contacts(27)



Insertion & Extraction Tools(1)



PCB Headers & Receptacles(371)



Rectangular Power Connectors(98)

Customers Also Bought



TE Part #2-5229912-1
KIT, PLUG, 50 POS, B SLOT




TE Part #1445049-3
FREE HANG SNGL ROW HSG 3 POS



TE Part #794607-1
MICRO MNL RPT CNT STRIP 26-30



TE Part #1445049-8
FREE HANG SNGL ROW HSG 8 POS



TE Part #ANT-433-HESM
Antenna 1/4 Wave Coil 433MHz SMT



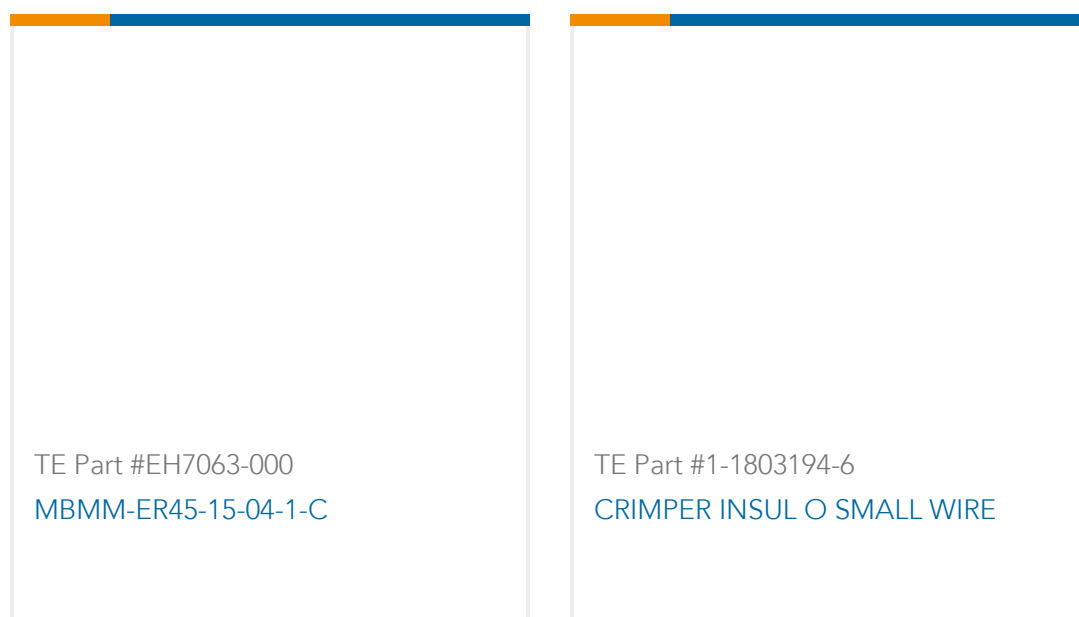
TE Part #1452303-2
INL:R.BUM.MAL HSG12



TE Part #2151307-1
OCEAN_2.0_APPLICATOR-S-042F062O-RSM



TE Part #ANT-433-USP410
Antenna uSP PCB RPC 410 433MHz SMT T&R



Documents

Product Drawings

MICRO MNL RFECEPT HSG SINGLE R

English

CAD Files

3D PDF

3D

Customer View Model

[ENG_CVM_CVM_1445022-6_F1.2d_dxf.zip](#)

English

Customer View Model

[ENG_CVM_CVM_1445022-6_F1.3d_igs.zip](#)

English

Customer View Model

[ENG_CVM_CVM_1445022-6_F1.3d_stp.zip](#)

English

By downloading the CAD file I accept and agree to the [Terms and Conditions](#) of use.

Datasheets & Catalog Pages

SOFT_SHELL_PIN_AND_SOCKET_CONNECTORS_CATALOG

English

MICRO MATE-N-LOK CONNECTOR SYSTEM

English

Product Specifications

Application Specification

English

Looking for pricing, stock, or lifecycle information?

Click below to explore more details on WIN SOURCE:

[View 1445022-6 on WIN SOURCE](#)

[TE Connectivity Information](#)

Optimize Your Supply Chain with WIN SOURCE Solutions

- ✓ Global Sourcing Solution
- ✓ Obsolete Management
- ✓ Cost Control Management
- ✓ Shortage Management
- ✓ Alternative Solution
- ✓ Excess Inventory Management