



**THE DATASHEET OF
TCSD-10-D-03.00-01-F**



NOTES:

- HIDDEN LINES ARE USED TO SHOW POLARIZATION WHEN USING -N OPTION.
- Ⓢ REPRESENTS A CRITICAL DIMENSION.
- AS OF REV 'C' ON TCB-50 CABLE ASSEMBLIES WILL BE LEAD FREE.
- ALL ASSEMBLIES TO BE 100% ELECTRICALLY TESTED FOR SHORTS AND OPENS.
- ALL ASSEMBLIES TO BE 100% HI-POT TESTED AT 800V.
- STRAIN RELIEF TO WITHSTAND 5LB STRAIGHT PULL.
- WHEN CUTTING CABLE TO LENGTH, CONDUCTORS MAY NOT EXTEND PAST THE CABLE INSULATION.
- REFERENCE TCSD-XX-XX-X-X-XXX PRINT FOR CONNECTOR ASSEMBLY AND ITS REQUIREMENTS.
- WHEN CUTTING CABLE TO LENGTH, CONDUCTORS SHOULD NOT EXTEND PAST THE CABLE INSULATION, EXTENDING LESS THAN 25% OF CABLE THICKNESS ON CONSECUTIVE AND LESS THAN 50% OF THE CABLE THICKNESS ON NON-CONSECUTIVE STRANDS IS CONSIDERED A PROCESS INDICATOR.
- FOR LENGTHS LESS THAN 12.5" TOLERANCE SHALL BE +/- .125, ALL OTHER LENGTHS SHALL BE +/- 1%.
- FOR ASSEMBLY LENGTH SHORTER THAN 2.000[50.80] BREAK OUT SHALL EXTEND TO THE OPPOSITE CONNECTOR.
- SEE PACKAGING MANUAL FOR PACKAGING INSTRUCTIONS

DO NOT SCALE FROM THIS PRINT

TCSD-XX-X-XX.XX-01-X-XXX-XXX

No OF POSITIONS

03, 04, 05, 07, 08, 10, 12, 13, 15, 17, 20, 22, 25
NOTE: OTHER POSITIONS AVAILABLE AS ASO. TOOL IS CAPABLE OF POSITIONS 2-25

OPTIONS #2
-RW, -R, -RN1, -RN2, -DXX, -SR, -M, -O

OPTIONS #1
-N, -PXX, -BXX

PLATING OPTION

-F: FLASH SELECTIVE GOLD, MATTE TIN TAIL
-L: LIGHT SELECTIVE GOLD, MATTE TIN TAIL
(LEAVE BLANK FOR STANDARD -S: SELECTIVE PLATING)

END ASSEMBLY

-S: SINGLE
-D: DOUBLE

ASSEMBLY LENGTH

(INCLUDES ADDED OPTION LENGTHS)
ALL OPTIONS THAT USE -D"XX": 4.00 [101.6] MINIMUM
ALL OTHER OPTION: 1.00 [25.4] MINIMUM

LEAD STYLE

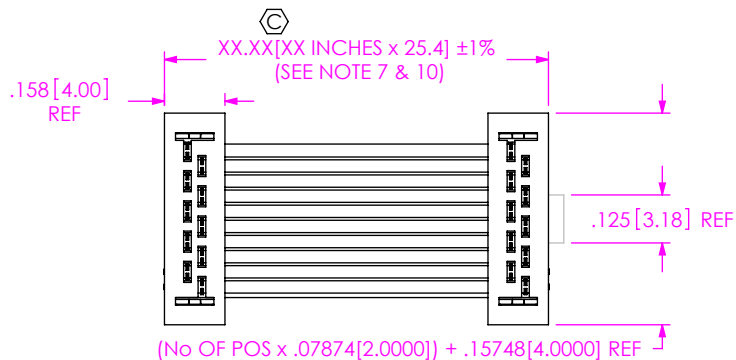
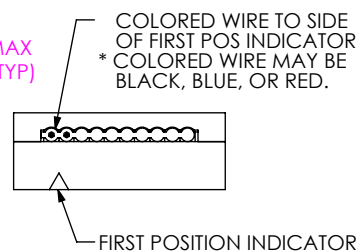
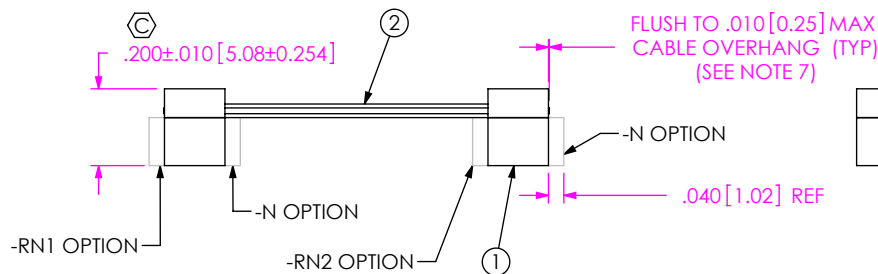
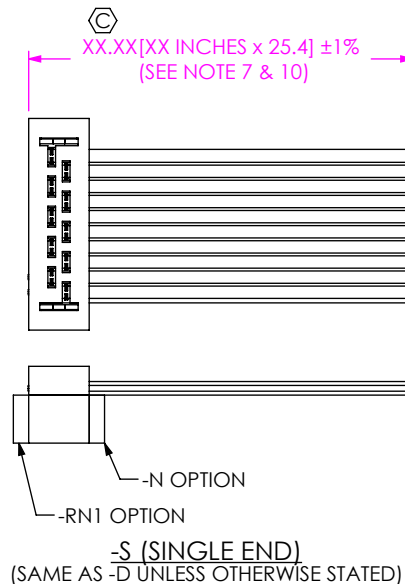


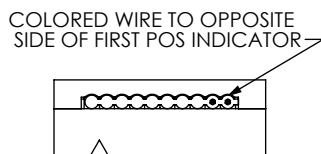
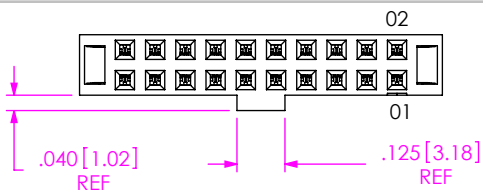
TABLE 1	
ITEM #	PART
1	TCSD-XX-XX-XXX
2	TCB-50
3	TFB-XX-D-XX-X
4	TMSR-XX
5	C-57-X
6	TMC-XX-D



-D: (DOUBLE END)



F:\DWG\MISC\MKTG\TCSD-XX-X-XX.XX-01-X-XXX-XXX-MKT.SLDDRW



-N: NOTCH POLARIZATION (USE TCSD-XX-XX-N) (AVAILABLE ON POS 04 THRU 25) (NOT AVAILABLE WITH -RN1 OR -RN2 OPTIONS)

-RW: REVERSE WIRING (NOT AVAILABLE WITH -RN1 OR -RN2 OPTIONS)

UNLESS OTHERWISE SPECIFIED, DIMENSIONS ARE IN INCHES. TOLERANCES ARE:
DECIMALS ANGLES
.XX: ±.01 [.3] 2°
.XXX: ±.005 [.13]
.XXXX: ±.0020 [.051]

PROPRIETARY NOTE
THIS DOCUMENT CONTAINS CONFIDENTIAL AND PROPRIETARY INFORMATION AND ALL DESIGN, MANUFACTURING, REPRODUCTION, USE, PATENT RIGHTS AND SALES RIGHTS ARE EXPRESSLY RESERVED BY SAMTEC, INC. THIS DOCUMENT SHALL NOT BE DISCLOSED, IN WHOLE OR PART, TO ANY UNAUTHORIZED PERSON OR ENTITY NOR REPRODUCED, TRANSFERRED OR INCORPORATED IN ANY OTHER PROJECT IN ANY MANNER WITHOUT THE EXPRESS WRITTEN CONSENT OF SAMTEC, INC.

MATERIAL: DO NOT SCALE DRAWING SHEET SCALE: 2:1
INSULATOR: BLACK PBT
CONTACT: HEAT TREATED BeCu
STRAIN RELIEF: BLACK PBT
WIRE: 28 AWG, 7/36, TINNED, COPPER WITH PVC INSULATOR
PLATING:
-L: .000015 GOLD ON CONTACT AREA, TIN ON REMAINDER
-F: .000030 GOLD ON CONTACT AREA, TIN ON REMAINDER
(STANDARD PLATING IS .000030 GOLD ON CONTACT AREA, TIN ON REMAINDER)

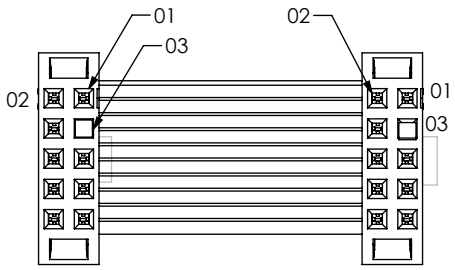


520 PARK EAST BLVD, NEW ALBANY, IN 47150
PHONE: 812-944-6733 FAX: 812-948-5047
e-Mail info@SAMTEC.com code 55322

DESCRIPTION:
2MM DOUBLE ROW FEMALE IDC ASSEMBLY

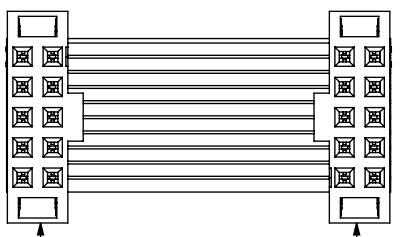
DWG. NO.
TCSD-XX-X-XX.XX-01-X-XXX-XXX

BY: B RAY 11/20/2007 SHEET 1 OF 4




-P"XX": POLARIZED MATING

NOTE: THE SAME POSITION WILL BE POLARIZED ON BOTH ENDS (USE PK-07-N)



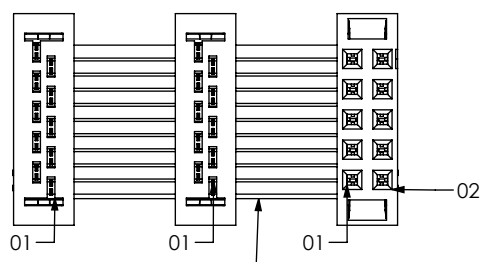
TCSD-05-D-XX-01-RN2 SHOWN



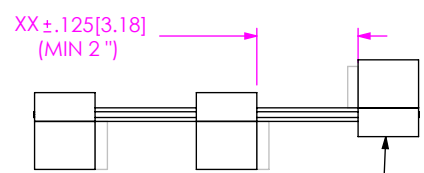
TCSD-05-D-XX-01-RN1 SHOWN

-RN1 OR -RN2 (REVERSE POLARIZATION NOTCH)

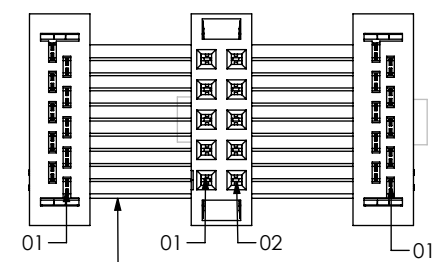
NOTE:
 -RN1 = REVERSE NOTCH ON 1ST CONNECTOR ONLY AVAILABLE FOR POSITIONS 4 OR GREATER (NOT AVAILABLE WITH -R OR -RW OPTIONS)
 -RN2 = REVERSE NOTCH ON 2ND CONNECTOR ONLY (NOT AVAILABLE WITH -R OR -RW OPTIONS)
 (-RNX NOT AVAILABLE WITH -N & -D"XX" OPTIONS)



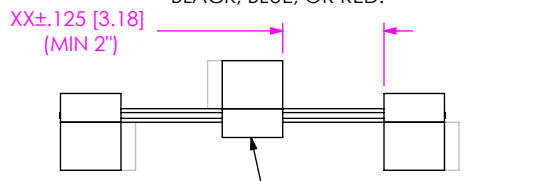
COLORED WIRE TO SIDE OF FIRST POS INDICATOR
 * COLORED WIRE MAY BE BLACK, BLUE, OR RED.



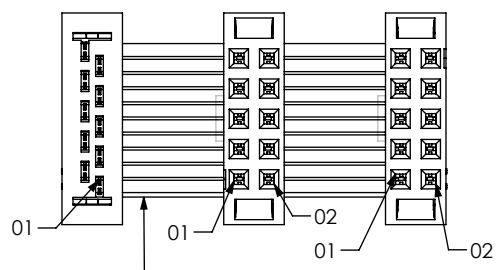
OUTSIDE SOCKET REVERSED WHEN DAISY CHAINED
 -O: OUTSIDE REVERSED (REQUIRES -D"XX") (NOT AVAILABLE WITH -R OR -M) (MINIMUM 2.00[50.8], 1.00[25.4] INCREMENTS)



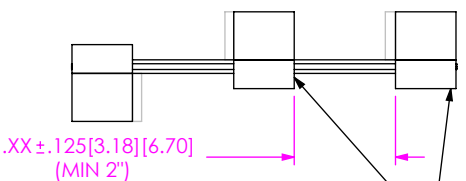
COLORED WIRE TO SIDE OF FIRST POS INDICATOR
 * COLORED WIRE MAY BE BLACK, BLUE, OR RED.



MIDDLE SOCKET REVERSED WHEN DAISY CHAINED
 -M: MIDDLE REVERSED (REQUIRES -D"XX") (NOT AVAILABLE WITH -R OR -O) (MINIMUM 2.00[50.8], 1.00[25.4] INCREMENTS)

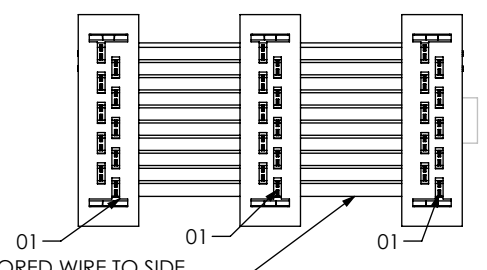


COLORED WIRE TO SIDE OF FIRST POS INDICATOR
 * COLORED WIRE MAY BE BLACK, BLUE, OR RED.

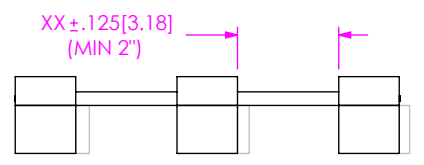


BOTH SOCKETS REVERSED WHEN DAISY CHAINED

-R: REVERSE CONNECTOR (-D"XX" OPTIONAL) (SHOWN ABOVE WITH -D"XX") (MINIMUM 2.00 [50.8] WITH 1.00 [25.4] INCREMENTS WHEN USED WITH -D"XX") (NOT AVAILABLE WITH -O, -M, -RN1 OR -RN2)



COLORED WIRE TO SIDE OF FIRST POS INDICATOR
 * COLORED WIRE MAY BE BLACK, BLUE, OR RED.



-D"XX": DAISY CHAINED (2" MIN LENGTH, 1" INCREMENTS ONLY)

PROPRIETARY NOTE
 THIS DOCUMENT CONTAINS CONFIDENTIAL AND PROPRIETARY INFORMATION AND ALL DESIGN, MANUFACTURING, REPRODUCTION, USE, PATENT RIGHTS AND SALES RIGHTS ARE EXPRESSLY RESERVED BY SAMTEC, INC. THIS DOCUMENT SHALL NOT BE DISCLOSED, IN WHOLE OR PART, TO ANY UNAUTHORIZED PERSON OR ENTITY NOR REPRODUCED, TRANSFERRED OR INCORPORATED IN ANY OTHER PROJECT IN ANY MANNER WITHOUT THE EXPRESS WRITTEN CONSENT OF SAMTEC, INC.

DO NOT SCALE DRAWING
 SHEET SCALE: 2:1

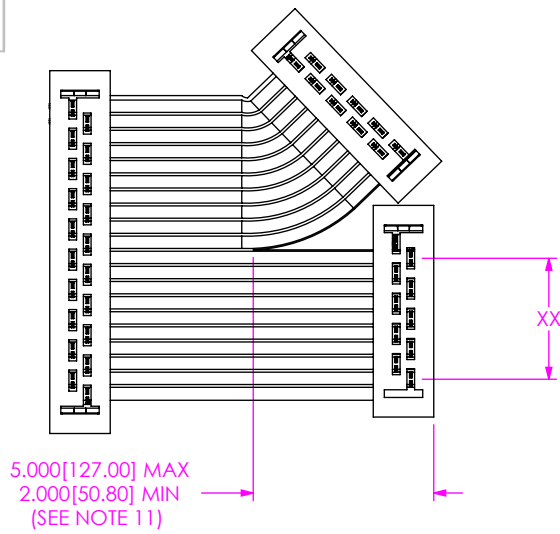


520 PARK EAST BLVD. NEW ALBANY, IN 47150
 PHONE: 812-944-6733 FAX: 812-948-5047
 e-Mail info@SAMTEC.com code 55322

DESCRIPTION:
 2MM DOUBLE ROW FEMALE IDC ASSEMBLY
 DWG. NO.

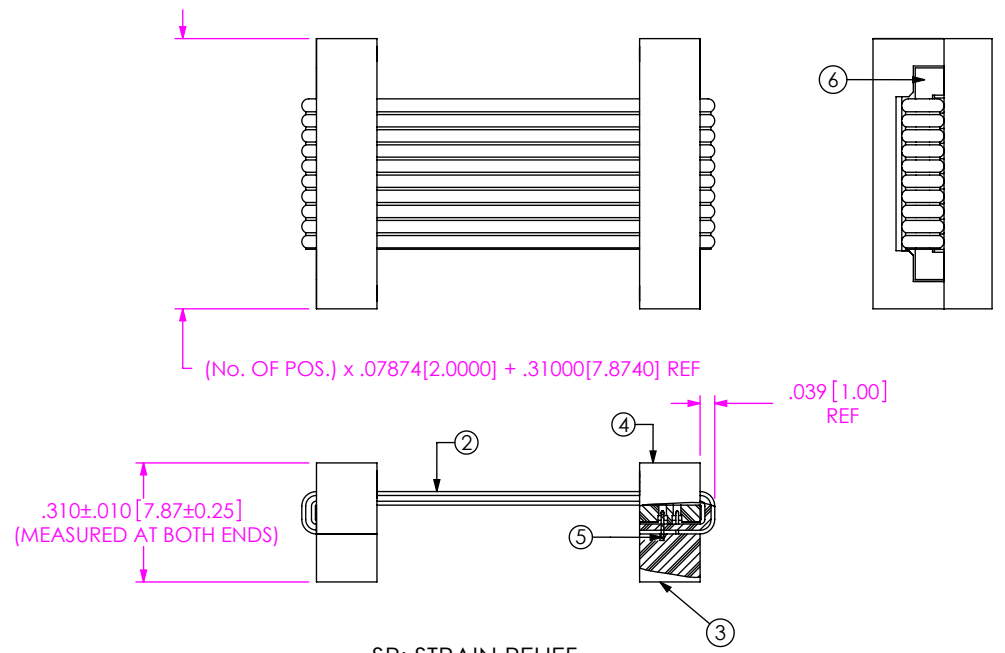
TCSD-XX-X-XX.XX-01-X-XXX-XXX

BY: B RAY 11/20/2007 SHEET 2 OF 4

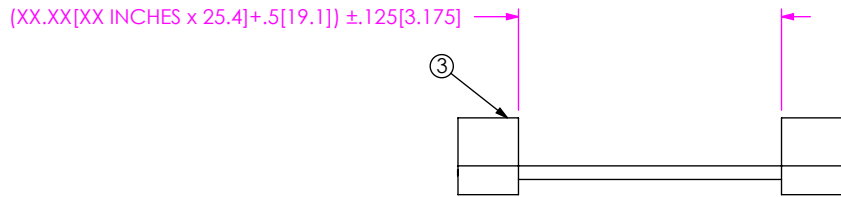


-B"XX": BREAKOUT OPTION
(TCSD-10-D-XX.XX-01-X-B05 SHOWN)

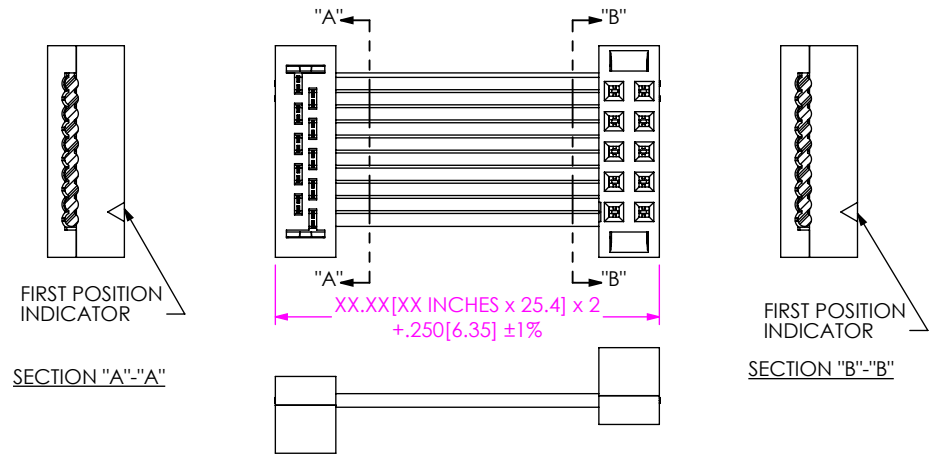
"XX" = NO. OF CONDUCTORS PER ROW BROKEN OUT FROM THE FIRST POSITION.
AND THE BREAKOUT ENDS MUST BE EQUAL TO THE FULL POSITION CONNECTOR.



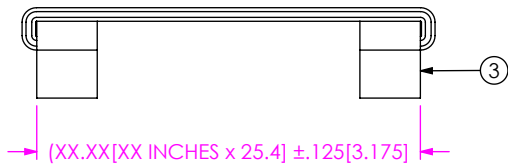
-SR: STRAIN RELIEF
(NOT AVAILABLE WITH -O, -M, -R, -D"XX" OR -B"XX")
(SAME AS -D, UNLESS OTHERWISE STATED)
(SOLD IN ASSEMBLIES ONLY)
(MUST USE HEAT BEND/STRAIN RELIEF TOOL ON POSITIONS 20-25)



IN-PROCESS 1
(-SR ONLY)



IN-PROCESS
(SINGLE END ONLY)



IN-PROCESS 2
(-SR ONLY)

PROPRIETARY NOTE
THIS DOCUMENT CONTAINS CONFIDENTIAL AND PROPRIETARY INFORMATION AND ALL DESIGN, MANUFACTURING, REPRODUCTION, USE, PATENT RIGHTS AND SALES RIGHTS ARE EXPRESSLY RESERVED BY SAMTEC, INC. THIS DOCUMENT SHALL NOT BE DISCLOSED, IN WHOLE OR PART, TO ANY UNAUTHORIZED PERSON OR ENTITY NOR REPRODUCED, TRANSFERRED OR INCORPORATED IN ANY OTHER PROJECT IN ANY MANNER WITHOUT THE EXPRESS WRITTEN CONSENT OF SAMTEC, INC.

DO NOT SCALE DRAWING

SHEET SCALE: 2:1

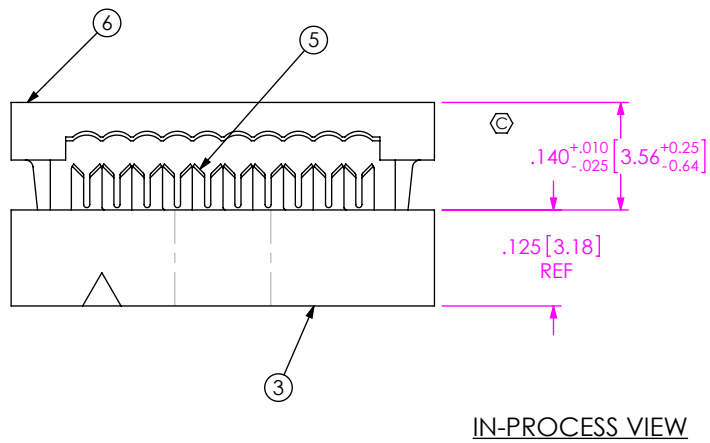


520 PARK EAST BLVD., NEW ALBANY, IN 47150
PHONE: 812-944-6733 FAX: 812-948-5047
e-Mail info@SAMTEC.com code 55322

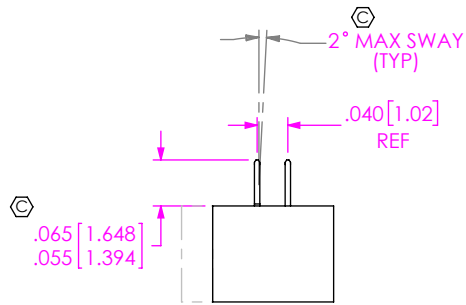
DESCRIPTION:
2MM DOUBLE ROW FEMALE IDC ASSEMBLY

DWG. NO.
TCSD-XX-X-XX.XX-01-X-XXX-XXX

BY: B RAY 11/20/2007 SHEET 3 OF 4



**END VIEW SHOWN WITH
TMC-XX-D REMOVED**



PROPRIETARY NOTE
 * THIS DOCUMENT CONTAINS CONFIDENTIAL AND PROPRIETARY INFORMATION AND ALL DESIGN, MANUFACTURING, REPRODUCTION, USE, PATENT RIGHTS AND SALES RIGHTS ARE EXPRESSLY RESERVED BY SAMTEC, INC. THIS DOCUMENT SHALL NOT BE DISCLOSED, IN WHOLE OR PART, TO ANY UNAUTHORIZED PERSON OR ENTITY NOR REPRODUCED, TRANSFERRED OR INCORPORATED IN ANY OTHER PROJECT IN ANY MANNER WITHOUT THE EXPRESS WRITTEN CONSENT OF SAMTEC, INC. *



520 PARK EAST BLVD, NEW ALBANY, IN 47150
 PHONE: 812-944-6733 FAX: 812-948-5047
 e-Mail info@SAMTEC.com code 55322

SHEET SCALE: 2:1



DESCRIPTION:
 2MM DOUBLE ROW FEMALE IDC ASSEMBLY

DWG. NO.
 TCSD-XX-X-XX.XX-01-X-XXX-XXX

BY: B RAY 11/20/2007 SHEET 4 OF 4

Looking for pricing, stock, or lifecycle information?

Click below to explore more details on WIN SOURCE:

-  [View TCSD-10-D-03.00-01-F on WIN SOURCE](#)
-  [Samtec Inc. Information](#)

Optimize Your Supply Chain with WIN SOURCE Solutions

-  Global Sourcing Solution
-  Obsolete Management
-  Cost Control Management
-  Shortage Management
-  Alternative Solution
-  Excess Inventory Management