



**THE DATASHEET OF  
TCSD-05-D-02.00-01-F-RW**



# TIGER EYE™ IDC SOCKET CABLE



(2.00 mm) .0787" PITCH • TCSD SERIES

## TCSD

### Mates:

TMM, TMMH, STMM,  
MMT, TW, MTMM, EHT,  
ETMM (-SR), ZSTMM

## SPECIFICATIONS

### Insulator Material:

Black Glass Filled Polyester

### Contact:

BeCu

### Plating:

Au or Sn over

50 μ" (1.27 μm) Ni

### Wire:

28 AWG 7/36 Stranded,

Tinned, Copper with

Gray PVC Insulator

### Current Rating (TCSD/STMM):

2.8 A per pin

(2 pins powered)

### Operating Temp Range:

-40 °C to +105 °C

### Lead Size Accepted:

(0.48 mm) .019" to

(0.53 mm) .021"

### Insertion Depth:

(2.87 mm) .113" to

(3.17 mm) .125"

## ALSO AVAILABLE

MOQ Required

Other sizes

Other platings

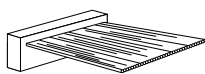
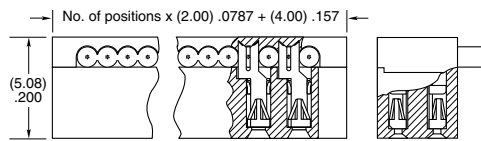
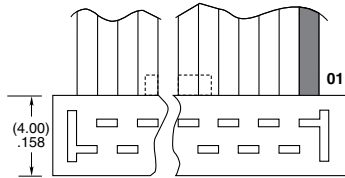
## POLARIZING KEY

Specify PK-01-07 for polarizing key

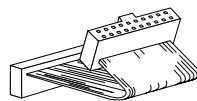
(Available in wheels of six each).

Also polarizes SMM Series  
socket strips.

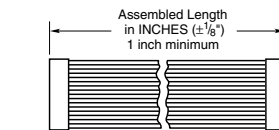
SERIES	NO. PINS PER ROW	END OPTION	OVERALL LENGTH	01	PLATING OPTION	N	OTHER OPTION
TCSD = Socket Strip	-04, -05, -07, -08, -10, -12, -13, -15, -17, -20, -22, -25 (Standard sizes)	-S = Single End  -D = Double End	-“XX.XX” = Assembled Length		Leave blank for standard plating 30 μ" (0.76 μm) Gold on contact area  -F = Gold flash on contact	-N = Notch Polarization	-P “XX” = Position Polarization (Specify “XX” as position number. Same position will be polarized on both ends)  -B “XX” = Breakout (Specify “XX” as number of conductors to be broken out)  -RW = Reverse Wiring (Blue or black wire opposite position #1)  -D “XX” = Daisy Chain  -SR = Strain Relief (Not available with -O, -M, -R, -DXX or -BXX)  -R = Reversed  -M = Middle Reversed (Requires -DXX)  -O = Outside Reversed (Requires -DXX)



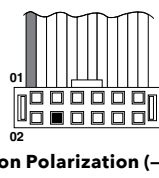
Single End (-S)



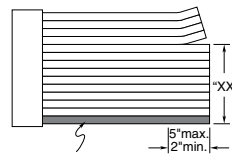
Double End (-D)



Assembled Length (-“XX.XX”)

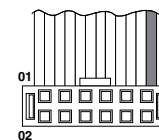


Position Polarization (-P “XX”)

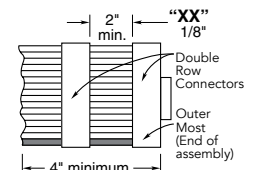


Breakout starts with Number 1 lead indicated by brown wire or red stripe. Shown on top side.

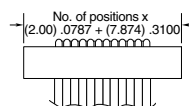
Breakout (-B “XX”)



Reverse Wiring (-RW)



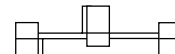
Daisy Chain (-D “XX”)



Strain Relief (-SR)



Reversed -R)



Middle Reversed (-M)





Outside Reversed (-O)

### Note:

TCSD Series assemblies are non-standard, non-returnable.

## Looking for pricing, stock, or lifecycle information?

Click below to explore more details on WIN SOURCE:

-  [View TCSD-05-D-02.00-01-F-RW on WIN SOURCE](#)
-  [Samtec Inc. Information](#)

## Optimize Your Supply Chain with WIN SOURCE Solutions

-  Global Sourcing Solution
-  Obsolete Management
-  Cost Control Management
-  Shortage Management
-  Alternative Solution
-  Excess Inventory Management