



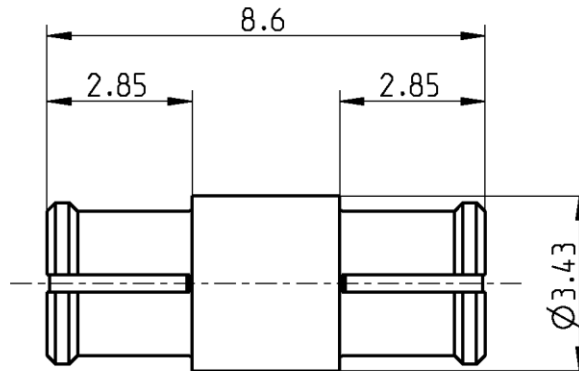
**THE DATASHEET OF
19K106-K00L5**



SMP

Adaptor
Jack - Jack

19K106-K00L5



All dimensions are in mm; tolerances according to ISO 2768 m-H

Interface

According to MIL-STD-348

Documents

N/A

Material and plating

Connector parts

Center contact
Outer contact
Dielectric

Material

CuBe
CuBe
PTFE

Plating

AuroDur®, gold plated
AuroDur®, gold plated

Dieses Dokument ist urheberrechtlich geschützt • This document is protected by copyright • Rosenberger Hochfrequenztechnik GmbH & Co. KG

RF_35/09.14/6.2

SMP

Adaptor
Jack - Jack

19K106-K00L5

Electrical data

Impedance 50 Ω
 Frequency DC to 26.5 GHz
 Return loss ≥ 30 dB, DC to 4 GHz
 ≥ 18 dB, 4 to 12 GHz
 ≥ 14 dB, 12 to 18 GHz
 Insertion loss ≤ 0.1 x √f(GHz) dB, DC to 18 GHz
 Insulation resistance ≥ 5 GΩ
 Center contact resistance ≤ 6.0 mΩ
 Outer contact resistance ≤ 2.0 mΩ
 Test voltage 500 V rms
 Working voltage 335 V rms
 Contact Current 1.2A DC max.

Mechanical data

Mating cycles
 if mating part is smooth bore ≥ 1000
 if mating part is limited detent ≥ 500
 if mating part is full detent ≥ 100
 Center contact captivation ≥ 7 N
 Engagement force
 - smooth bore 9 N max.
 - limited detent 45 N max.
 - full detent 68 N max.
 Disengagement force
 - smooth bore 2.2 N min.
 - limited detent 9 N min.
 - full detent 22 N min.

Environmental data

Temperature range -65°C to +155°C
 Thermal shock MIL-STD-202, Method 107, Condition B
 Vibration MIL-STD-202, Method 204, Condition B
 Shock MIL-STD-202, Method 213, Condition A
 Moisture resistance MIL-STD-202, Method 106
 RoHS compliant

Tooling

N/A

Suitable cables

N/A

Weight

Weight 0.3 g/pce

While the information has been carefully compiled to the best of our knowledge, nothing is intended as representation or warranty on our part and no statement herein shall be construed as recommendation to infringe existing patents. In the effort to improve our products, we reserve the right to make changes judged to be necessary.

For the installation of the electrotechnical equipment, particular electrotechnical expertise is required.



Dieses Dokument ist urheberrechtlich geschützt • This document is protected by copyright • Rosenberger Hochfrequenztechnik GmbH & Co. KG

RF_35/09.14/6.2

Draft	Date	Approved	Date	Rev.	Engineering change number	Name	Date
König A.	27.09.07	Chr. Janßen	22.10.20	d00	20-1927	S. Huber-Siegl	22.10.20
Rosenberger Hochfrequenztechnik GmbH & Co. KG P.O.Box 1260 D-84526 Tittmoning Germany www.rosenberger.de						Tel. : +49 8684 18-0 Email : info@rosenberger.de	
						Page 2 / 2	







Looking for pricing, stock, or lifecycle information?

Click below to explore more details on WIN SOURCE:

 [View 19K106-K00L5 on WIN SOURCE](#)

 [Rosenberger Information](#)

Optimize Your Supply Chain with WIN SOURCE Solutions

-  Global Sourcing Solution
-  Obsolete Management
-  Cost Control Management
-  Shortage Management
-  Alternative Solution
-  Excess Inventory Management