



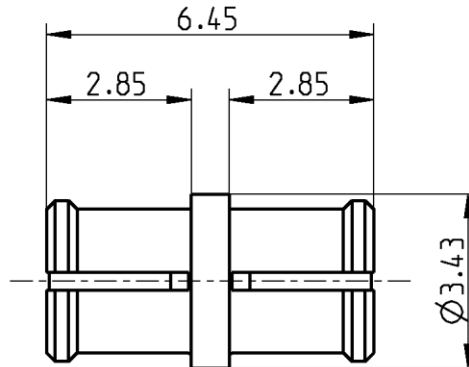
**THE DATASHEET OF  
19K101-K00L5**



SMP

Adaptor  
Jack - Jack

**19K101-K00L5**



All dimensions are in mm; tolerances according to ISO 2768 m-H

**Interface**

According to MIL-STD-348

**Documents**

N/A

**Material and plating**

**Connector parts**

Center contact  
Outer contact  
Dielectric

**Material**

CuBe  
CuBe  
PTFE

**Plating**

AuroDur®, gold plated  
AuroDur®, gold plated

Dieses Dokument ist urheberrechtlich geschützt • This document is protected by copyright • Rosenberger Hochfrequenztechnik GmbH & Co. KG

RF\_35/09.14/6.2

SMP

Adaptor  
Jack - Jack

**19K101-K00L5**

**Electrical data**

Impedance 50 Ω  
 Frequency DC to 26.5 GHz  
 Return loss ≥ 26 dB, DC to 4 GHz  
 ≥ 20 dB, 4 to 12 GHz  
 ≥ 13 dB, 12 to 18 GHz  
 Insertion loss ≤ 0.05 x √f(GHz) dB, DC to 18 GHz  
 Insulation resistance ≥ 5 GΩ  
 Center contact resistance ≤ 6.0 mΩ  
 Outer contact resistance ≤ 2.0 mΩ  
 Test voltage 500 V rms  
 Working voltage 335 V rms  
 Contact Current 1.2A DC max.

**Mechanical data**

Mating cycles  
 if mating part is smooth bore ≥ 1000  
 if mating part is limited detent ≥ 500  
 if mating part is full detent ≥ 100  
 Center contact captivation ≥ 7 N  
 Engagement force  
 - smooth bore 9 N max.  
 - limited detent 45 N max.  
 - full detent 68 N max.  
 Disengagement force  
 - smooth bore 2.2 N min.  
 - limited detent 9 N min.  
 - full detent 22 N min.

**Environmental data**

Temperature range -65°C to +155°C  
 Thermal shock MIL-STD-202, Method 107, Condition B  
 Vibration MIL-STD-202, Method 204, Condition B  
 Shock MIL-STD-202, Method 213, Condition A  
 Moisture resistance MIL-STD-202, Method 106  
 RoHS compliant

**Tooling**

N/A

**Suitable cables**

N/A

**Weight**

Weight 0.17 g/pce

While the information has been carefully compiled to the best of our knowledge, nothing is intended as representation or warranty on our part and no statement herein shall be construed as recommendation to infringe existing patents. In the effort to improve our products, we reserve the right to make changes judged to be necessary.

For the installation of the electrotechnical equipment, particular electrotechnical expertise is required.



Dieses Dokument ist urheberrechtlich geschützt • This document is protected by copyright • Rosenberger Hochfrequenztechnik GmbH & Co. KG

RF\_35/09.14/6.2

Draft	Date	Approved	Date	Rev.	Engineering change number	Name	Date
Rong Fang	25.04.07	Chr. Janßen	22.10.20	g00	20-1927	S. Huber-Siegl	22.10.20
Rosenberger Hochfrequenztechnik GmbH & Co. KG P.O.Box 1260 D-84526 Tittmoning Germany <a href="http://www.rosenberger.de">www.rosenberger.de</a>						Tel. : +49 8684 18-0 Email : <a href="mailto:info@rosenberger.de">info@rosenberger.de</a>	
						Page 2 / 2	







## Looking for pricing, stock, or lifecycle information?

Click below to explore more details on WIN SOURCE:

 [View 19K101-K00L5 on WIN SOURCE](#)

 [Rosenberger Information](#)

## Optimize Your Supply Chain with WIN SOURCE Solutions

-  Global Sourcing Solution
-  Obsolete Management
-  Cost Control Management
-  Shortage Management
-  Alternative Solution
-  Excess Inventory Management