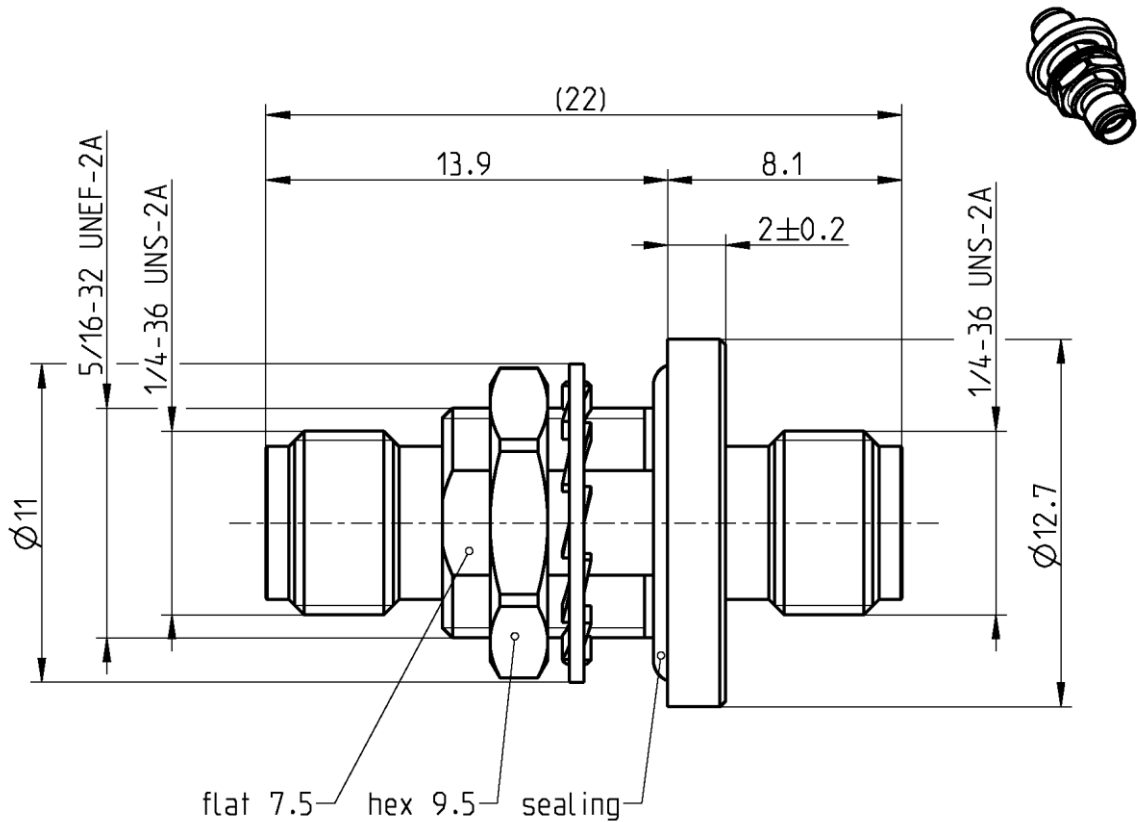




**THE DATASHEET OF
32K101-KH0L5**





All dimensions are in mm; tolerances according to ISO 2768 m-H

Interface

According to IEC 60169-15, EN 122110, MIL-STD-348A, Fig. 310

Documents

Panel piercing B 58

Material and plating

Connector parts

Connector parts	Material
Center contact	CuBe
Outer contact	CuBe or equiv.
Dielectric	PTFE
Gasket	Silicone
Glass seal	Glass
Internal tooth lock washer	Stainless steel

Plating

AuroDur®, gold plated
AuroDur®, gold plated

SMA

Adaptor
Jack - Jack

32K101-KH0L5

Electrical data

Impedance	50 Ω
Frequency	DC to 18 GHz
VSWR	≤ 1.12 + 0.018 x f [GHz]
Insertion loss	≤ 0.03 x √f(GHz) dB
Insulation resistance	≥ 5 x10 ³ MΩ
Center contact resistance	≤ 3 mΩ
Outer contact resistance	≤ 2 mΩ
Test voltage	1000 V rms
Working voltage	480 V rms
Power handling (at 20 °C, sea level, VSWR 1.0)	≤ 200 W @ 2 GHz
RF-leakage	≥ 100 dB up to 1 GHz

Mechanical data

Mating cycles	min. 500
Center contact captivation: axial	≥ 27 N
radial	≥ 1 Ncm
Coupling torque	
Standard: St. Steel, BeCu	max. 1.7 Nm
Recommended torque	0.8 Nm to 1.1 Nm
Coupling torque	
Economy: CuZn	max. 0.6 Nm
Recommended torque	0.5 Nm

Environmental data

Temperature range	-55°C to +125°C
Thermal shock	MIL-STD-202, Meth. 107, Cond. B
Corrosion	MIL-STD-202, Meth. 101, Cond. B
Vibration	MIL-STD-202, Meth. 204, Cond. D
Shock	MIL-STD-202, Meth. 213, Cond. I
Moisture resistance	MIL-STD-202, Meth. 106
Leakage rate	≤ 10 ⁻⁶ mbar x l/s
Pressure	2 N/mm ² max.
RoHS	compliant

Tooling

N/A

Suitable cables

N/A

Weight

Weight 6.49 g/pce

While the information has been carefully compiled to the best of our knowledge, nothing is intended as representation or warranty on our part and no statement herein shall be construed as recommendation to infringe existing patents. In the effort to improve our products, we reserve the right to make changes judged to be necessary.

For the installation of the electrotechnical equipment, particular electrotechnical expertise is required.



Dieses Dokument ist urheberrechtlich geschützt • This document is protected by copyright • Rosenberger Hochfrequenztechnik GmbH & Co. KG



RF_35/09.14/6.2

Draft	Date	Approved	Date	Rev.	Engineering change number	Name	Date
Schmid M.	08.03.07	Chr. Janßen	04.11.20	e00	20-1927	S. Huber-Siegl	04.11.20






Rosenberger Hochfrequenztechnik GmbH & Co. KG P.O.Box 1260 D-84526 Tittmoning Germany www.rosenberger.de				Tel. : +49 8684 18-0 Email : info@rosenberger.de		Page 2 / 2	
--	--	--	--	--	--	---------------	--

Looking for pricing, stock, or lifecycle information?

Click below to explore more details on WIN SOURCE:

-  [View 32K101-KH0L5 on WIN SOURCE](#)
-  [Rosenberger Information](#)

Optimize Your Supply Chain with WIN SOURCE Solutions

-  Global Sourcing Solution
-  Obsolete Management
-  Cost Control Management
-  Shortage Management
-  Alternative Solution
-  Excess Inventory Management