




**THE DATASHEET OF
M0810-2R5105-R**



M Supercapacitors

Cylindrical cells



Features

- 2.5 Volts
- Low ESR
- High capacitance long cycle life
- Low ESR with high energy density
- Low leakage current
- UL recognized

Applications

- Pulse Power
- Bridge or hold-up power

Description

Eaton supercapacitors are unique, ultra-high capacitance devices utilizing electrochemical double layer capacitor (EDLC) construction combined with new, high performance materials. This combination of advanced technologies allows Eaton to offer a wide variety of capacitor solutions tailored to specific applications that range from a few micro-amps for several days to several amps for milliseconds.

Ratings

Capacitance	1.0 F to 9.0 F
Maximum working voltage	2.5 V
Surge voltage	3.0 V
Capacitance tolerance	-20% to +80% (+20 °C)
Operating temperature range	-40 °C to +60 °C
Extended temperature range	-40 °C to +85 °C (Maximum working voltage 2.0 V)

Specifications

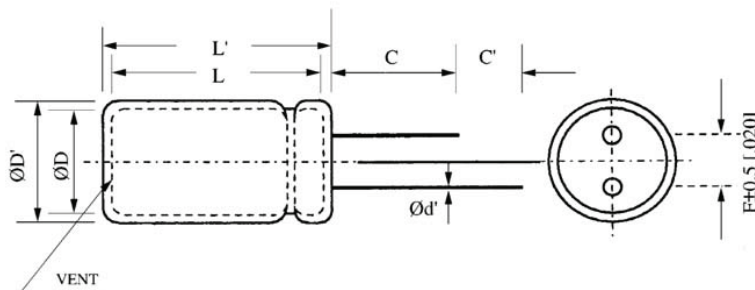
Capacitance (F)	Part Number	Nominal ESR (Ω) (Equivalent Series Resistance) Measured @		Nominal dimensions (mm) (diameter x length)		Typical Mass (grams/piece)
		1 kHz	100 Hz			
1	M0810-2R5105-R	0.210	0.250	8	13	1.2
2	M0820-2R5205-R	0.075	0.100	8	20	1.5
3	M1020-2R5305-R	0.035	0.050	10	20.5	2.8
6	M1030-2R5605-R	0.025	0.035	10	30	3.9
9	M1325-2R5905-R	0.020	0.030	13	26	5.6

Performance

Parameter	Capacitance change (% of initial value)	ESR (% of max. initial value)
Life (1000 hours @ +60 °C @ 2.5 Vdc)	$\leq 30\%$	$\leq 200\%$
Storage - Low and High Temperature (1000 hours @ -40 °C and +60 °C)	$\leq 30\%$	$\leq 200\%$

Dimensions (mm)

Part Number	D	D'	L	L'	F	d'	C	C'
M0810-2R5105-R	8.0	8.5	13.0	13.5	3.5	0.50	20.0	5.0
M0820-2R5205-R	8.0	8.5	20.5	21.0	3.5	0.50	20.0	5.0
M1020-2R5305-R	10.0	10.5	21.8	22.3	5.0	0.60	20.0	5.0
M1030-2R5605-R	10.0	10.5	31.0	31.5	5.0	0.60	20.0	5.0
M1325-2R5905-R	13.0	13.5	27.9	28.4	5.0	0.60	20.0	5.0
Tolerances	Maximum					± 0.5	± 0.02	Minimum



Part marking

- Manufacturer
- Capacitance (F)
- Nominal working voltage (V)
- Family code (or part number)
- Polarity

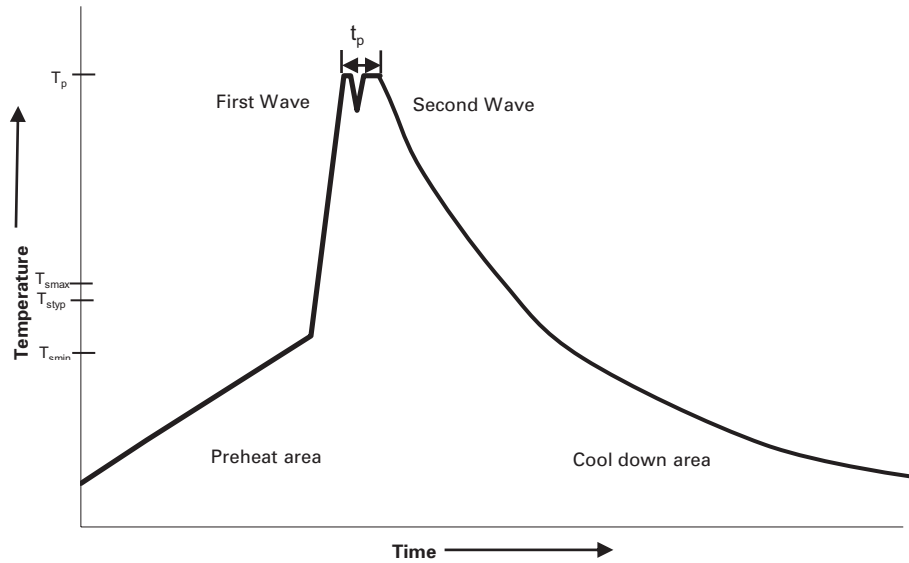
Part numbering system

M	1325	—	2R5	90	5	-R
Family Code	Size reference (mm)		Voltage (V) R = Decimal	Capacitance (μF)		
				Value	Multiplier	Standard product
M Family	Diameter = 13	Length = 25	2R5 = 2.5 V	Example: 905 = 9 x 10 ⁵ μF or 9.0 F		

Packaging information

- Standard packaging: Bulk, 100 units per bag
- Larger bulk packages available on request

Wave solder profile



Profile Feature	Standard SnPb Solder	Lead (Pb) Free Solder
Preheat and soak	<ul style="list-style-type: none"> • Temperature max. (T_{smax}) • Time max. 	<ul style="list-style-type: none"> 100 °C 60 seconds
Δ preheat to max Temperature	160 °C max.	160 °C max.
Peak temperature (T_p)*	220 °C – 260 °C	250 °C – 260 °C
Time at peak temperature (t_p)	10 seconds max 5 seconds max each wave	10 seconds max 5 seconds max each wave
Ramp-down rate	~ 2 K/s min ~3.5 K/s typ ~5 K/s max	~ 2 K/s min ~3.5 K/s typ ~5 K/s max
Time 25 °C to 25 °C	4 minutes	4 minutes

Manual solder

+350 °C, 4-5 seconds. (by soldering iron), generally manual, hand soldering is not recommended.

Reflow soldering

Do not use reflow soldering using infrared or convection oven heating methods.

Cleaning/Washing

Avoid cleaning of circuit boards, however if the circuit board must be cleaned use static or ultrasonic immersion in a standard circuit board cleaning fluid for no more than 5 minutes and a maximum temperature of +60 °C. Afterwards thoroughly rinse and dry the circuit boards. In general, treat supercapacitors in the same manner you would an aluminum electrolytic capacitor.

Life Support Policy: Eaton does not authorize the use of any of its products for use in life support devices or systems without the express written approval of an officer of the Company. Life support systems are devices which support or sustain life, and whose failure to perform, when properly used in accordance with instructions for use provided in the labeling, can be reasonably expected to result in significant injury to the user.

Eaton reserves the right, without notice, to change design or construction of any products and to discontinue or limit distribution of any products. Eaton also reserves the right to change or update, without notice, any technical information contained in this bulletin.

Eaton
Electronics Division
1000 Eaton Boulevard
Cleveland, OH 44122
United States
www.eaton.com/electronics

© 2016 Eaton
All Rights Reserved
Printed in USA
Publication No. 4080
October 2016

Eaton is a registered trademark.

All other trademarks are property of their respective owners.

Looking for pricing, stock, or lifecycle information?

Click below to explore more details on WIN SOURCE:

 [View M0810-2R5105-R on WIN SOURCE](#)

 [Eaton Bussmann Information](#)

Optimize Your Supply Chain with WIN SOURCE Solutions

-  Global Sourcing Solution
-  Obsolete Management
-  Cost Control Management
-  Shortage Management
-  Alternative Solution
-  Excess Inventory Management