



**THE DATASHEET OF**  
**2170805-4**





**zQSFP+/QSFP28**

TE Internal #: 2170805-4

QSFP28/56, Cage, Signal, Operating Temperature Range -40 – 85 °

C [-40 – 185 °F], Data Rate (Max) 28 Gb/s, 2 Ports, Port Matrix

Configuration 1 x 2

[View on TE.com >](#)

Connectors > Pluggable IO Connectors & Cages



Pluggable I/O Product Type: **Cage**

Sealable: **No**

Circuit Application: **Signal**

Operating Temperature Range: **-40 – 85 °C [-40 – 185 °F]**

Data Rate (Max): **28 Gb/s**

**Features**

**Product Type Features**

Cage Type	Ganged
Pluggable I/O Product Type	Cage
Sealable	No
Form Factor	QSFP28/56

**Configuration Features**

Number of Rear EONs per Port Column	1
Number of Ports	2
Port Matrix Configuration	1 x 2

**Electrical Characteristics**

Data Rate (Max)	28 Gb/s
-----------------	---------

**Contact Features**

PCB Contact Termination Area Plating Material	Tin
---	-----

**Termination Features**

Termination Post & Tail Length	2.05 mm[.081 in]
Termination Method to Printed Circuit Board	Through Hole - Press-Fit

**Housing Features**

Cage Material	Nickel Silver
---------------	---------------



### Dimensions

PCB Thickness (Recommended)	1.57 mm
-----------------------------	---------

### Usage Conditions

Operating Temperature Range	-40 – 85 °C[-40 – 185 °F]
-----------------------------	---------------------------

### Operation/Application

Pluggable I/O Applications	SFP+ Stacked Belly-to-Belly
Heat Sink Compatible	No
Circuit Application	Signal

### Industry Standards

UL Flammability Rating	UL 94V-0
------------------------	----------

### Packaging Features

Packaging Method	Box & Tray
------------------	------------

### Other

Included Lightpipe	No
EMI Containment Feature Type	Internal/External EMI Springs

### Product Compliance

[For compliance documentation, visit the product page on TE.com>](#)













EU RoHS Directive 2011/65/EU	Compliant
EU ELV Directive 2000/53/EC	Compliant
China RoHS 2 Directive MIIT Order No 32, 2016	No Restricted Materials Above Threshold
EU REACH Regulation (EC) No. 1907/2006	Current ECHA Candidate List: JAN 2024 (240) Candidate List Declared Against: JAN 2023 (233) Does not contain REACH SVHC
Halogen Content	Not Low Halogen - contains Br or Cl > 900 ppm.
Solder Process Capability	Not applicable for solder process capability

#### Product Compliance Disclaimer




This information is provided based on reasonable inquiry of our suppliers and represents our current actual knowledge based on the information they provided. This information is subject to change. The part numbers that TE has identified as EU RoHS compliant have a maximum concentration of 0.1% by weight in homogenous materials for lead, hexavalent chromium, mercury, PBB, PBDE, DBP, BBP, DEHP, DIBP, and 0.01% for cadmium, or qualify for an exemption to these limits as defined in the Annexes of Directive 2011/65/EU (RoHS2). Finished electrical and electronic equipment products will be CE marked as required by Directive 2011/65/EU. Components may not be CE marked. Additionally, the part

numbers that TE has identified as EU ELV compliant have a maximum concentration of 0.1% by weight in homogenous materials for lead, hexavalent chromium, and mercury, and 0.01% for cadmium, or qualify for an exemption to these limits as defined in the Annexes of Directive 2000/53/EC (ELV). Regarding the REACH Regulation, the information TE provides on SVHC in articles for this part number is based on the latest European Chemicals Agency (ECHA) 'Guidance on requirements for substances in articles' posted at this URL: <https://echa.europa.eu/guidance-documents/guidance-on-reach>

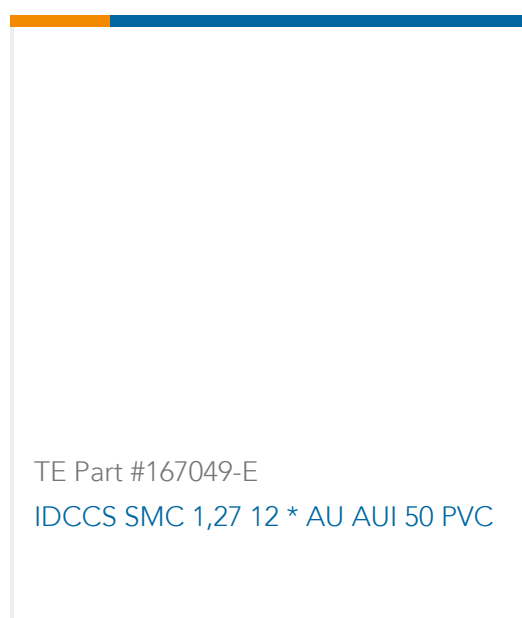
## Compatible Parts

 <p>TE Part # CAT-C11-Z806726 QSFP28 to QSFP28 Cable Assembly: 30 AWG</p>	 <p>TE Part # CAT-C11-N49 QSFP28-Two QSFP28 Cable Assembly: 30 AWG</p>	 <p>TE Part # CAT-C11-Z8 QSFP28 to QSFP28 Cable Assembly: 26 AWG</p>	 <p>TE Part # CAT-C11-N490333 QSFP28-Four SFP+ Cable Assembly: 30 AWG</p>
 <p>TE Part # CAT-C11-N490325 QSFP28-Four SFP+ Cable Assembly: 26 AWG</p>	 <p>TE Part # CAT-Q17-N490325 QSFP56 to QSFP56 Cable Assembly: 30 AWG</p>	 <p>TE Part # CAT-Q17-N49033 QSFP56-Two QSFP56 Cable Assembly: 30 AWG</p>	 <p>TE Part # CAT-Q17-N49011 QSFP56-Four SFP56 Cable Assembly: 30 AWG</p>
 <p>TE Part # CAT-Q17-N490333 QSFP56-Four SFP56 Cable Assembly: 26 AWG</p>	 <p>TE Part # 1888810-2 EMI/Dust Cover,XFP And QSFP</p>	 <p>TE Part # 1551920-2 zQSFP+ connector assembly</p>	 <p>TE Part # CAT-C11-Q17 QSFP56 to QSFP56 Cable Assembly: 26 AWG</p>

## Also in the Series | zQSFP+/QSFP28

 <p>Heat Sinks(7)</p>	 <p>Pluggable I/O Cable Assemblies(78)</p>	 <p>Pluggable IO Connectors &amp; Cages(424)</p>
--	--	---

## Customers Also Bought



## Documents

### Product Drawings

[CAGE ASSEMBLY, 1X2, QSFP28, SPRING](#)

English

### CAD Files

[3D PDF](#)

3D

Customer View Model

[ENG\\_CVM\\_CVM\\_2170805-4\\_A.2d\\_dxf.zip](#)

English

Customer View Model

[ENG\\_CVM\\_CVM\\_2170805-4\\_A.3d\\_igs.zip](#)

English

Customer View Model

[ENG\\_CVM\\_CVM\\_2170805-4\\_A.3d\\_stp.zip](#)

English

By downloading the CAD file I accept and agree to the [Terms and Conditions](#) of use.

### Datasheets & Catalog Pages



## QSFP28/56 and zQSFP+ Interconnects

English

---

### Product Specifications

#### Application Specification

English

Looking for pricing, stock, or lifecycle information?

Click below to explore more details on WIN SOURCE:

[View 2170805-4 on WIN SOURCE](#)

[TE Connectivity Information](#)

### Optimize Your Supply Chain with WIN SOURCE Solutions

- ✓ Global Sourcing Solution
- ✓ Obsolete Management
- ✓ Cost Control Management
- ✓ Shortage Management
- ✓ Alternative Solution
- ✓ Excess Inventory Management