



THE DATASHEET OF TTCM4-4X+



Surface Mount RF Transformer

TTCM4-4X+

50Ω

0.5 to 400 MHz



CASE STYLE: DB1627

Maximum Ratings

Operating Temperature	-20°C to 85°C
Storage Temperature	-55°C to 100°C
RF Power	250mW
DC Current	30mA

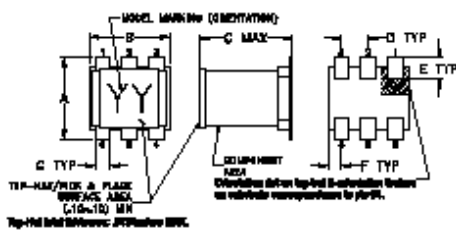
Permanent damage may occur if any of these limits are exceeded.

Pin Connections

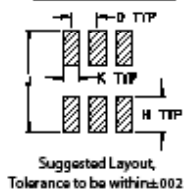
PRIMARY DOT	4
PRIMARY	6
PRIMARY CT	5**
SECONDARY DOT	3
SECONDARY	1
SECONDARY CT	2

** Used only in balanced to balanced configuration.

Outline Drawing



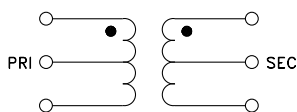
PCB Land Pattern



Outline Dimensions (inch/mm)

A	B	C	D	E	F	
.160	.150	.160	.050	.040	.025	
4.06	3.81	4.06	1.27	1.02	0.64	
G	H	J	K			wt
.028	.065	.190	.030			grams
0.71	1.65	4.83	0.76			0.15

Config. B



Notes

- Performance and quality attributes and conditions not expressly stated in this specification document are intended to be excluded and do not form a part of this specification document.
- Electrical specifications and performance data contained in this specification document are based on Mini-Circuit's applicable established test performance criteria and measurement instructions.
- The parts covered by this specification document are subject to Mini-Circuits standard limited warranty and terms and conditions (collectively, "Standard Terms"); Purchasers of this part are entitled to the rights and benefits contained therein. For a full statement of the Standard Terms and the exclusive rights and remedies thereunder, please visit Mini-Circuits' website at www.minicircuits.com/WCLStore/terms.jsp

Features

- wideband, 0.5 to 400 MHz
- excellent amplitude (0.1 dB typ.) and phase unbalance (1° typ.)
- plastic base with solder plated leads
- aqueous washable

Applications

- impedance matching

+RoHS Compliant
The +Suffix identifies RoHS Compliance. See our web site for RoHS Compliance methodologies and qualifications

Available Tape and Reel at no extra cost	
Reel Size	Devices/Reel
7"	20, 50, 100, 200, 500
13"	1000, 2000

Transformer Electrical Specifications

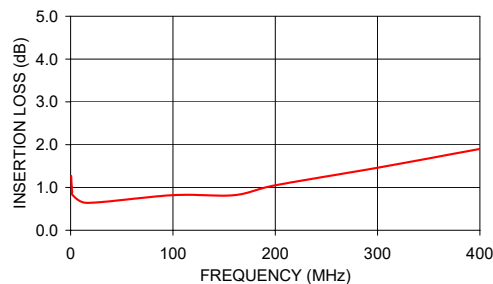
Ω RATIO (Secondary/Primary)	FREQUENCY (MHz)	INSERTION LOSS*			PHASE UNBALANCE (Deg.) Typ.		AMPLITUDE UNBALANCE (dB) Typ.	
		3 dB MHz	2 dB MHz	1 dB MHz	1 dB bandwidth	2 dB bandwidth	1 dB bandwidth	2 dB bandwidth
4	0.5-400	0.5-400	1.3-160	5-100	1	1	0.1	0.1

* Insertion Loss is referenced to mid-band loss, 0.65 dB typ.

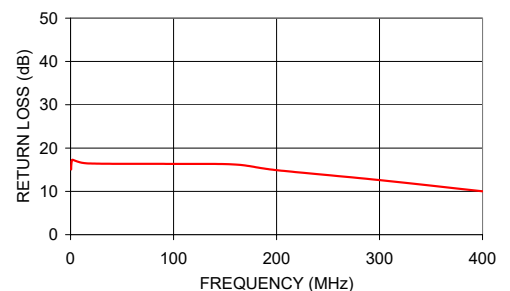
Typical Performance Data

FREQUENCY (MHz)	INSERTION LOSS (dB)	INPUT R. LOSS (dB)	AMPLITUDE UNBALANCE (dB)	PHASE UNBALANCE (Deg.)
0.50	1.27	15.05	0.02	0.21
1.00	1.02	16.86	0.02	0.16
1.50	0.90	17.24	0.02	0.11
2.00	0.82	17.30	0.03	0.04
16.00	0.64	16.47	0.04	0.12
100.00	0.82	16.33	0.01	0.43
160.00	0.82	16.19	0.10	0.50
200.00	1.05	14.91	0.16	0.34
300.00	1.46	12.61	0.38	0.93
400.00	1.90	10.01	0.61	4.56

INSERTION LOSS





INPUT RETURN LOSS



Looking for pricing, stock, or lifecycle information?

Click below to explore more details on WIN SOURCE:

-  [View TTCM4-4X+ on WIN SOURCE](#)
-  [Mini-Circuits Information](#)

Optimize Your Supply Chain with WIN SOURCE Solutions

-  Global Sourcing Solution
-  Obsolete Management
-  Cost Control Management
-  Shortage Management
-  Alternative Solution
-  Excess Inventory Management