



THE DATASHEET OF
DTP04-4P



DTP04-4P ✓ ACTIVE

DEUTSCH | DEUTSCH DT, DEUTSCH DTP


TE Internal #: DTP04-4P

Housing for Male Terminals, Wire-to-Wire, 4 Position, .264 in [6.71 mm] Centerline, Sealable, Gray, Wire & Cable, Power & Signal, Hybrid

[View on TE.com >](#)



Connectors > Automotive Connectors > Automotive Housings > DEUTSCH DTP Housings



Connector System: **Wire-to-Wire**

Number of Positions: **4**

Connector & Housing Type: **Housing for Male Terminals**

Centerline (Pitch): **6.71 mm [.264 in]**

Sealable: **Yes**

[All DEUTSCH DTP Housings \(34\)](#)

Features

Product Type Features

Mixed & Hybrid Connector	No
Connector Shape	Rectangular
Connector System	Wire-to-Wire
Connector & Housing Type	Housing for Male Terminals
Sealable	Yes
Connector & Contact Terminates To	Wire & Cable
Primary Locking Feature	Integrated in Housing

Configuration Features

Blank Cavity Position	0
Number of Positions	4
Number of Rows	2

Electrical Characteristics



Operating Voltage	200 VAC
-------------------	---------

Nominal Voltage Architecture	12 V, 24 V, 48 V
------------------------------	------------------

Body Features

Cable Exit Angle	180°
------------------	------

Primary Product Color	Gray
-----------------------	------

Contact Features

Contact Size	Size 12
--------------	---------

Contact Type	Pin
--------------	-----

Mating Pin Diameter	2.39 mm [.094 in]
---------------------	-------------------

Contact Current Rating (Max)	25 A
------------------------------	------

Mechanical Attachment

Terminal Position Assurance	Yes
-----------------------------	-----

Strain Relief	Add By Accessory
---------------	------------------

Mating Alignment Type	Polarized
-----------------------	-----------

Mating Alignment	With
------------------	------

Connector Mounting Type	Cable Mount (Free-Hanging)
-------------------------	----------------------------

Housing Features

Housing Material	PA GF
------------------	-------

Centerline (Pitch)	6.71 mm [.264 in]
--------------------	-------------------

Dimensions

Connector Height	26.62 mm [1.048 in]
------------------	---------------------

Product Width	26.92 mm [1.06 in]
---------------	--------------------

Product Length	47.27 mm [1.861 in]
----------------	---------------------

Row-to-Row Spacing	10.16 mm [.4 in]
--------------------	------------------

Compatible Insulation Diameter Range	3.4 – 4.32 mm [.134 – .17 in]
--------------------------------------	-------------------------------

Usage Conditions

Operating Temperature (Max)	125 °C [257 °F]
-----------------------------	-----------------

Operating Temperature Range	-55 – 125 °C [-67 – 257 °F]
-----------------------------	-----------------------------

Operation/Application

Circuit Application	Power & Signal
---------------------	----------------

Industry Standards

Degree of Protection	IP68
----------------------	------



Compatible With Agency/Standards Products	SAE J2030
UL Flammability Rating	20mm Flame Test per Standard UL-94

Packaging Features

Packaging Quantity	350
Packaging Method	Box

Other

Serviceable	Yes
Connector Position Assurance Capable	No

Product Compliance

[For compliance documentation, visit the product page on TE.com>](#)

EU RoHS Directive 2011/65/EU	Compliant
EU ELV Directive 2000/53/EC	Compliant
China RoHS 2 Directive MIIT Order No 32, 2016	No Restricted Materials Above Threshold
EU REACH Regulation (EC) No. 1907/2006	<p>Current ECHA Candidate List: JAN 2024 (240)</p> <p>Candidate List Declared Against: JAN 2024 (240)</p> <p>SVHC > Threshold:</p> <p>Octamethylcyclotetrasiloxane (D4) (.5% in Component Part)</p> <p>Dodecamethylcyclohexasiloxane (D6) (.5% in Component Part)</p> <p>Decamethylcyclopentasiloxane (D5) (.5% in Component Part)</p> <p>Article Safe Usage Statements: Wash thoroughly after handling. Recycle if possible and dispose of the article by following all applicable governmental regulations relevant to your geographic location.</p>
Halogen Content	Not Low Halogen - contains Br or Cl > 900 ppm.
Solder Process Capability	Not reviewed for solder process capability

Product Compliance Disclaimer

This information is provided based on reasonable inquiry of our suppliers and represents our current actual knowledge based on the information they provided. This information is subject to change. The part numbers that TE has identified as EU RoHS compliant have a maximum concentration of 0.1% by weight in homogenous materials for lead, hexavalent chromium, mercury, PBB, PBDE, DBP, BBP, DEHP, DIBP, and 0.01% for cadmium, or qualify for an exemption to these limits as defined in the Annexes of Directive 2011/65/EU (RoHS2). Finished electrical and electronic equipment products will be CE marked as required by Directive 2011/65/EU. Components may not be CE marked. Additionally, the part numbers that TE has identified as EU ELV compliant have a maximum concentration of 0.1% by weight in homogenous materials for lead, hexavalent chromium, and mercury, and 0.01% for cadmium, or qualify for an exemption to these limits as defined in the Annexes of Directive 2000/53/EC (ELV). Regarding the REACH Regulation, the information TE provides on SVHC in articles for this part number is based on the latest European Chemicals Agency (ECHA) 'Guidance on requirements for substances in articles' posted at this URL: <https://echa.europa.eu/guidance-documents/guidance-on-reach>


Compatible Parts



TE Part # CAT-D48-SP729
DEUTSCH Sealing Plugs



TE Part # CAT-D486-CH8172
DEUTSCH DTP Housings



TE Part # CAT-D48-ST273
DEUTSCH Solid Contacts



TE Part # WP-4P
WEDGE LOCK, 4P, REC, ORG, DTP



TE Part # CAT-D487-M8649
DEUTSCH DT Mounting Clips



TE Part # 1924487-2
MOUNTING CLIP, AMPSEAL 16



TE Part # DT-RT1
EXT TOOL, FRONT RELEASE




TE Part # DTP4P-BT
BOOT, 4P, REC, ST, GRY



TE Part # 1011-118-0405
SEAL RET, 4P, GRY, DTP



TE Part # DTP4P-BT-EN
BOOT, 4P, REC, ST, LONG, GRY



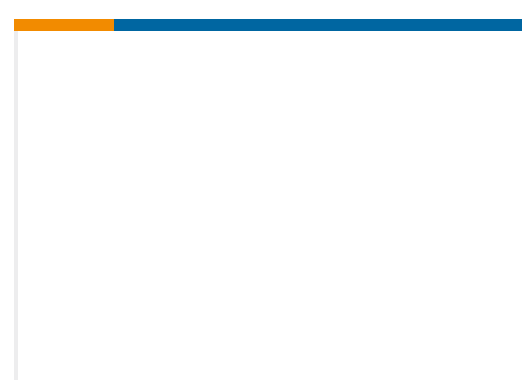
TE Part # 1060-12-0144
PIN, SF, SIZE 12, 12-14, AU/SN



TE Part # 1060-12-0222
PIN, SF, SIZE 12, 10, NI/NI



TE Part # 1060-12-0166
PIN, SF, SIZE 12, 12-14, NI/SN




TE Part # 1060-12-0244
PIN, SF, SIZE 12, 10, AU/SN


Also in the Series | **DEUTSCH DT**



Automotive Connector Caps & Covers (19)



Automotive Connector Locks & Position Assurance (86)



Automotive Housings (654)



Connector Backshells (61)



Connector Seals & Cavity Plugs (6)




Connector Strain Relief (28)



Insertion & Extraction Tools (3)




Other Automotive Connector Accessories (28)



PCB Headers & Receptacles (105)

Also in the Series | DEUTSCH DTP



Automotive Connector Locks & Position Assurance (4)




Automotive Housings (34)



Connector Backshells (1)



Insertion & Extraction Tools (3)



PCB Headers & Receptacles (5)

Customers Also Bought



Documents

Product Drawings

REC, 4P, GRY, N

English

CAD Files

3D PDF

3D

Customer View Model

[ENG_CVM_CVM_DTP04-4P_99_c-dtp04-4p-99.2d_dxf.zip](#)

English

Customer View Model

[ENG_CVM_CVM_DTP04-4P_99_c-dtp04-4p-99.3d_igs.zip](#)

English

Customer View Model

[ENG_CVM_CVM_DTP04-4P_99_c-dtp04-4p-99.3d_stp.zip](#)

English

By downloading the CAD file I accept and agree to the [Terms and Conditions](#) of use.

Datasheets & Catalog Pages

[ICT Terminals and Connectors Catalogue](#)

English

[CONNECTOR SELECTOR](#)

English

Product Specifications

[Engineering Report](#)



English

[Agency Approvals](#)

[UL Report](#)

English

Looking for pricing, stock, or lifecycle information?

Click below to explore more details on WIN SOURCE:

[View DTP04-4P on WIN SOURCE](#)

[TE Connectivity Information](#)

Optimize Your Supply Chain with WIN SOURCE Solutions

- ✓ Global Sourcing Solution
- ✓ Obsolete Management
- ✓ Cost Control Management
- ✓ Shortage Management
- ✓ Alternative Solution
- ✓ Excess Inventory Management