



**THE DATASHEET OF
DTP06-4S**



DTP06-4S ✓ ACTIVE

DEUTSCH | DEUTSCH DT, DEUTSCH DTP

TE Internal #: DTP06-4S

Housing for Female Terminals, Wire-to-Wire, 4 Position, .264 in [6.71 mm] Centerline, Sealable, Gray, Wire & Cable, Power & Signal, Hybrid

[View on TE.com >](#)



Connectors > Automotive Connectors > Automotive Housings > DEUTSCH DTP Housings



Connector System: **Wire-to-Wire**

Number of Positions: **4**

Connector & Housing Type: **Housing for Female Terminals**

Centerline (Pitch): **6.71 mm [.264 in]**

Sealable: **Yes**

[All DEUTSCH DTP Housings \(34\)](#)

Features

Product Type Features

| | |
|-----------------------------------|------------------------------|
| Mixed & Hybrid Connector | No |
| Connector Shape | Rectangular |
| Connector System | Wire-to-Wire |
| Connector & Housing Type | Housing for Female Terminals |
| Sealable | Yes |
| Connector & Contact Terminates To | Wire & Cable |
| Primary Locking Feature | Integrated in Housing |

Configuration Features

| | |
|-----------------------|---|
| Blank Cavity Position | 0 |
| Number of Positions | 4 |
| Number of Rows | 2 |

Electrical Characteristics

| | |
|------------------------------|------------------|
| Operating Voltage | 200 VAC |
| Nominal Voltage Architecture | 12 V, 24 V, 48 V |

Body Features

| | |
|------------------|------|
| Cable Exit Angle | 180° |
|------------------|------|



| | |
|-----------------------|------|
| Primary Product Color | Gray |
|-----------------------|------|

Contact Features

| | |
|------------------------------|------------------|
| Contact Size | Size 12 |
| Contact Type | Socket |
| Mating Pin Diameter | 2.39 mm[.094 in] |
| Contact Current Rating (Max) | 25 A |

Mechanical Attachment

| | |
|-----------------------------|----------------------------|
| Terminal Position Assurance | Yes |
| Strain Relief | Add By Accessory |
| Mating Alignment Type | Polarized |
| Mating Alignment | With |
| Connector Mounting Type | Cable Mount (Free-Hanging) |

Housing Features

| | |
|--------------------|------------------|
| Housing Material | PA GF |
| Centerline (Pitch) | 6.71 mm[.264 in] |

Dimensions

| | |
|--------------------------------------|------------------------------|
| Connector Height | 24.38 mm[.96 in] |
| Product Width | 22.05 mm[.868 in] |
| Product Length | 34.65 mm[1.364 in] |
| Row-to-Row Spacing | 10.16 mm[.4 in] |
| Compatible Insulation Diameter Range | 3.4 – 4.32 mm[.134 – .17 in] |

Usage Conditions

| | |
|-----------------------------|----------------------------|
| Operating Temperature (Max) | 125 °C[257 °F] |
| Operating Temperature Range | -55 – 125 °C[-67 – 257 °F] |

Operation/Application

| | |
|---------------------|----------------|
| Circuit Application | Power & Signal |
|---------------------|----------------|

Industry Standards

| | |
|---|------------------------------------|
| Degree of Protection | IP68 |
| Compatible With Agency/Standards Products | SAE J2030 |
| UL Flammability Rating | 20mm Flame Test per Standard UL-94 |

Packaging Features



| | |
|--------------------|-----|
| Packaging Quantity | 800 |
| Packaging Method | Box |

Other

| | |
|--------------------------------------|-----|
| Serviceable | Yes |
| Connector Position Assurance Capable | No |

Product Compliance

[For compliance documentation, visit the product page on TE.com>](#)

| | |
|---|---|
| EU RoHS Directive 2011/65/EU | Compliant |
| EU ELV Directive 2000/53/EC | Compliant |
| China RoHS 2 Directive MIIT Order No 32, 2016 | No Restricted Materials Above Threshold |
| EU REACH Regulation (EC) No. 1907/2006 | <p>Current ECHA Candidate List: JAN 2024 (240)</p> <p>Candidate List Declared Against: JAN 2024 (240)</p> <p>SVHC > Threshold:</p> <p>Octamethylcyclotetrasiloxane (D4) (.5% in Component Part)</p> <p>Dodecamethylcyclohexasiloxane (D6) (.5% in Component Part)</p> <p>Decamethylcyclopentasiloxane (D5) (.5% in Component Part)</p> <p>Article Safe Usage Statements: Wash thoroughly after handling. Recycle if possible and dispose of the article by following all applicable governmental regulations relevant to your geographic location.</p> |
| Halogen Content | Not Low Halogen - contains Br or Cl > 900 ppm. |
| Solder Process Capability | Not reviewed for solder process capability |

Product Compliance Disclaimer

This information is provided based on reasonable inquiry of our suppliers and represents our current actual knowledge based on the information they provided. This information is subject to change. The part numbers that TE has identified as EU RoHS compliant have a maximum concentration of 0.1% by weight in homogenous materials for lead, hexavalent chromium, mercury, PBB, PBDE, DBP, BBP, DEHP, DIBP, and 0.01% for cadmium, or qualify for an exemption to these limits as defined in the Annexes of Directive 2011/65/EU (RoHS2). Finished electrical and electronic equipment products will be CE marked as required by Directive 2011/65/EU. Components may not be CE marked. Additionally, the part numbers that TE has identified as EU ELV compliant have a maximum concentration of 0.1% by weight in homogenous materials for lead, hexavalent chromium, and mercury, and 0.01% for cadmium, or qualify for an exemption to these limits as defined in the Annexes of Directive 2000/53/EC (ELV). Regarding the REACH Regulation, the information TE provides on SVHC in articles for this part number is based on the latest European Chemicals Agency (ECHA) 'Guidance on requirements for substances in articles' posted at this URL: <https://echa.europa.eu/guidance-documents/guidance-on-reach>

Compatible Parts



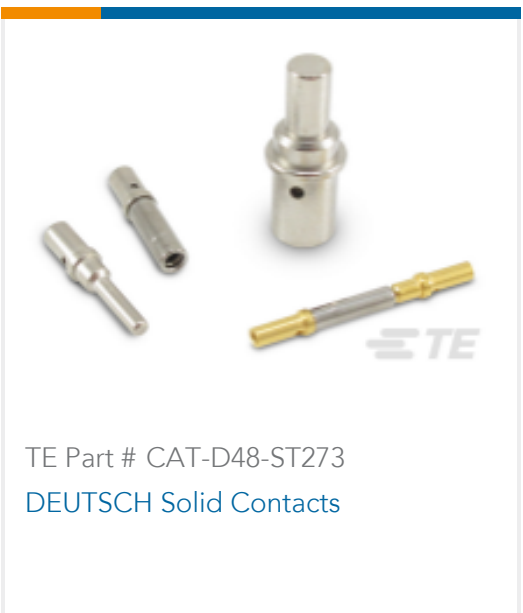
TE Part # CAT-D486-CH8172
DEUTSCH DTP Housings



TE Part # CAT-D48-SP729
DEUTSCH Sealing Plugs



TE Part # CAT-D486-H342
DEUTSCH DTP Headers



TE Part # CAT-D48-ST273
DEUTSCH Solid Contacts



TE Part # WP-4S
WEDGE LOCK, 4P, PLG, ORG, DTP



TE Part # DT-RT1
EXT TOOL, FRONT RELEASE



TE Part # DTP4S-BT
BOOT, 4P, PLG, ST, GRY



TE Part # 1062-12-0144
SOC, SF, SIZE 12, 12-14, AU/SN



TE Part # DTP15-4P
HDR, 4P, BLK, ST, SN/NI/CU



TE Part # DTP4S-BT-EN
BOOT, 4P, PLG, ST, LONG, GRY



TE Part # 1062-12-0222
SOC, SF, SIZE 12, 10, NI/NI



TE Part # 180-DTP04
BKSHL, 4P, BLK, PLG, ST, SIDE AB,
NW 16



TE Part # 1062-12-0166
SOC, SF, SIZE 12, 12-14, NI/SN



TE Part # 1062-12-0244
SOC, SF, SIZE 12, 10, AU/SN



TE Part # A90-DTP04
BKSHL, 4P, BLK, PLG, RA-U, SIDE A,
NW 16



TE Part # A90-DTP04-952B
BKSHL, 4P, BLK, PLG, RA-D, SIDE A,
NW 16



TE Part # B90-DTP04
BKSHL, 4P, BLK, PLG, RA-U, SIDE B,
NW 16




TE Part # B90-DTP04-952B
BKSHL, 4P, BLK, PLG, RA-D, SIDE B,
NW 16

Also in the Series | **DEUTSCH DT**



Automotive Connector Caps & Covers (19)



Automotive Connector Locks & Position Assurance (86)




Automotive Housings (654)



Connector Backshells (61)



Connector Seals & Cavity Plugs (6)




Connector Strain Relief (28)



Insertion & Extraction Tools (3)




Other Automotive Connector Accessories (28)



PCB Headers & Receptacles (105)

Also in the Series | DEUTSCH DTP



Automotive Connector Locks & Position Assurance (4)




Automotive Housings (34)



Connector Backshells (1)



Insertion & Extraction Tools (3)



PCB Headers & Receptacles (5)

Customers Also Bought



Documents

Product Drawings

PLG, 4P, GRY, N

English

CAD Files

Customer View Model

[ENG_CVM_CVM_DTP06-4S_99.2d_dxf.zip](#)

English

3D PDF

3D

Customer View Model

[ENG_CVM_CVM_DTP06-4S_99.3d_igs.zip](#)

English

Customer View Model

[ENG_CVM_CVM_DTP06-4S_99.3d_stp.zip](#)

English

By downloading the CAD file I accept and agree to the [Terms and Conditions](#) of use.

Datasheets & Catalog Pages

[ICT Terminals and Connectors Catalogue](#)

English

[CONNECTOR SELECTOR](#)

English

Product Specifications

[Engineering Report](#)



English

[Agency Approvals](#)

[UL Report](#)

English

Looking for pricing, stock, or lifecycle information?

Click below to explore more details on WIN SOURCE:

[View DTP06-4S on WIN SOURCE](#)

[TE Connectivity Information](#)

Optimize Your Supply Chain with WIN SOURCE Solutions

- ✓ Global Sourcing Solution
- ✓ Obsolete Management
- ✓ Cost Control Management
- ✓ Shortage Management
- ✓ Alternative Solution
- ✓ Excess Inventory Management