



**THE DATASHEET OF  
TFE321P32K7680R**




# TFE32 Series

## Low ESR Tuning Fork Crystal

### Features

- 32.7680kHz Frequency Reference
- Low ESR Tuning Fork Crystal Design, <50k Ohms
- Hermetic Ceramic Surface Mount Package
- Ideal for High Density Circuit Boards
- Frequency Tolerance,  $\pm 20$ ppm Standard
- Parabolic Temperature Coefficient
- Tape and Reel Packaging, EIA-481



Part Dimensions:  
3.2 x 1.5 x 0.9mm • 12.1467mg

### Applications

- Real Time Clock Reference
- Low Power FPGAs & MCUs
- Wearable Electronics
- Healthcare Devices
- Battery Powered Applications
- Portable Electronics
- Data Loggers
- Smart Meters

### Description

CTS TFE32 Series is designed to pair with low power microcontrollers requiring a Real Time Clock reference with an ESR of 50k Ohms maximum. This series will support general commercial and industrial applications.

### Ordering Information

Model		Frequency Tolerance	Load Capacitance	Frequency Code [kHz]	Packaging
TF	E32	2	P	32K7680	R
Code Package			Code Capacitance		Code Packing
E	Low ESR		P	12.5pF	R
32	3.2x1.5mm		J	9pF	3k pcs./reel
			V	7pF	
			T	6pF	
Code @ +25°C				Code Frequency	
2 ±20ppm				Product Frequency Code <sup>1</sup>	
1 ±10ppm					

Notes:

- 1] Frequency is recorded with two leading digits before the 'K' and 4 significant digits after the 'K' [including zeros].

**Not all performance combinations and frequencies may be available.**  
**Contact your local CTS Representative or CTS Customer Service for availability.**

This product is specified for use only in standard commercial applications. Supplier disclaims all express and implied warranties and liability in connection with any use of this product in any non-commercial applications or in any application that may expose the product to conditions that are outside of the tolerances provided in its specification.

## Electrical Specifications

### Operating Conditions

PARAMETER	SYMBOL	CONDITIONS	MIN	TYP	MAX	UNIT
Operating Temperature	T <sub>A</sub>	-	-40	+25	+85	°C
Turnover Temperature	T <sub>M</sub>	-	+20	+25	+30	°C
Storage Temperature	T <sub>STG</sub>	-	-55	-	+125	°C

### Frequency Stability

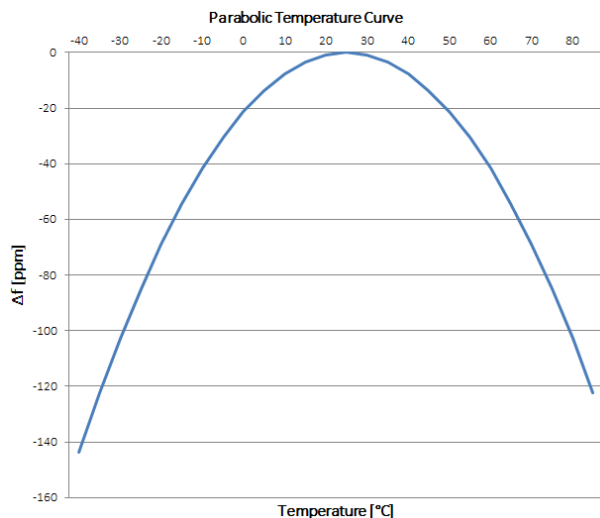
PARAMETER	SYMBOL	CONDITIONS	MIN	TYP	MAX	UNIT
Frequency	f <sub>0</sub>	-		32.7680		kHz
Frequency Tolerance [Note 1]	Δf/f <sub>0</sub>	Standard @ +25°C	-20	-	20	ppm
Parabolic Coefficient	β	See Figure 1		-0.034 ±0.010		ppm/°C <sup>2</sup>
Aging	Δf/f <sub>0</sub>	First Year @ +25°C	-3	-	3	ppm

### Crystal Parameters

PARAMETER	SYMBOL	CONDITIONS	MIN	TYP	MAX	UNIT
Operating Mode	-	-		Flexural Mode [Tuning Fork]		-
Load Capacitance [Note 1]	C <sub>L</sub>	Standard	-	12.5	-	pF
Shunt Capacitance	C <sub>0</sub>	-	-	1.0	-	pF
Motional Capacitance	C <sub>1</sub>	-	-	3.4	-	fF
Series Resistance	R <sub>1</sub>	-	-	-	50	kΩ
Drive Level	DL	-	-	0.1	0.5	μW
Insulation Resistance	R <sub>i</sub>	+100Vdc ±15Vdc	500	-	-	MΩ

1.] See Ordering Information for available options.

Figure 1



Frequency Stability [Δf] at a given temperature,

$$\Delta f = \beta [T_A - T_M]^2$$

β = Parabolic Coefficient  
T<sub>A</sub> = Ambient Temperature  
T<sub>M</sub> = Turnover Temperature

Ex. Find frequency stability at T<sub>A</sub> = +45°C

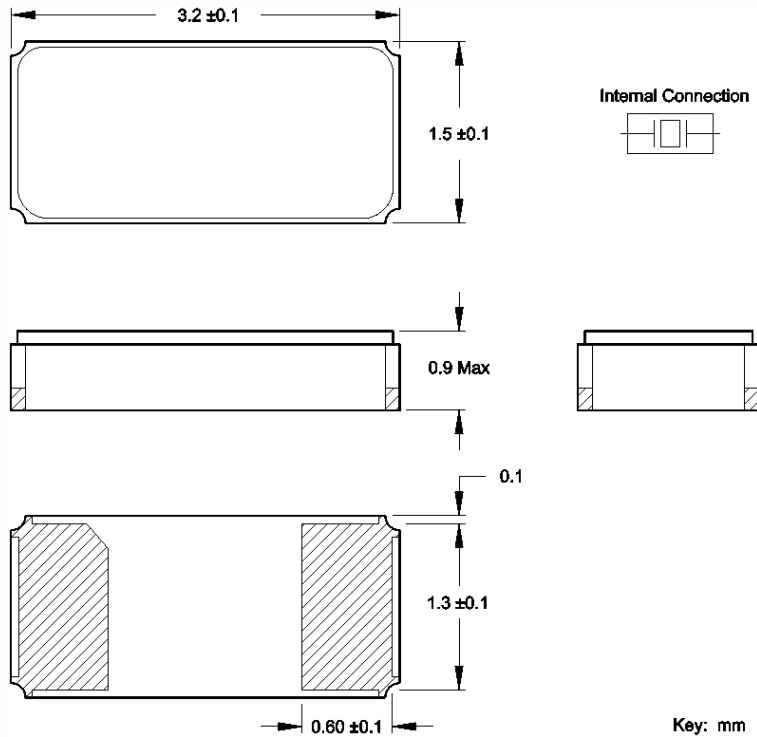
$$\Delta f = -0.034[45-25]^2$$

$$\Delta f = -0.034[20]^2$$

$$\Delta f = -13.6\text{ppm}$$

## Mechanical Specifications

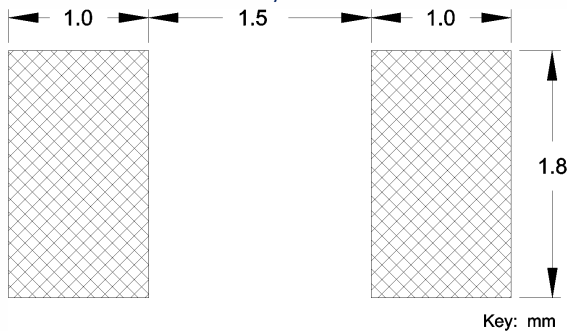
### Package Drawing



### Marking Information

Contact factory for marking formats that apply to this model series.

### Recommended Pad Layout




### Notes

1. JEDEC termination code (e4). Barrier-plating is nickel [Ni] with gold [Au] flash plate.
2. Reflow conditions per JEDEC J-STD-020; +260°C maximum, 20 seconds.
3. MSL = 1.
4. Due to the large world-wide production volumes for this model series, product variability may exist between production date codes, such as package coloring and product marking format. CTS guarantees form-fit-function performance to published data sheet parameters. Contact your local CTS Representative or CTS Customer Service with specific questions.



## Looking for pricing, stock, or lifecycle information?

Click below to explore more details on WIN SOURCE:

-  [View TFE321P32K7680R on WIN SOURCE](#)
-  [CTS-Frequency Controls Information](#)

## Optimize Your Supply Chain with WIN SOURCE Solutions

-  Global Sourcing Solution
-  Obsolete Management
-  Cost Control Management
-  Shortage Management
-  Alternative Solution
-  Excess Inventory Management