




**THE DATASHEET OF  
814-22-008-30-007101**



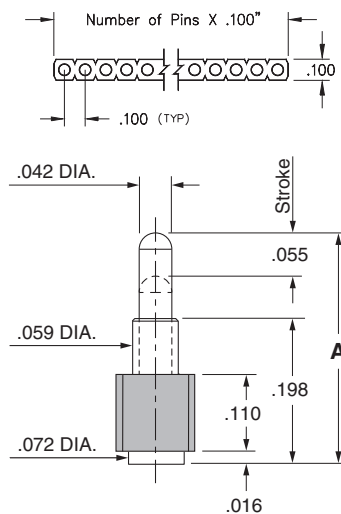
# SPRING-LOADED CONNECTORS

## SERIES 812 & 814 • .100" GRID SURFACE MOUNT, MID PROFILE • SINGLE AND DOUBLE ROW STRIPS

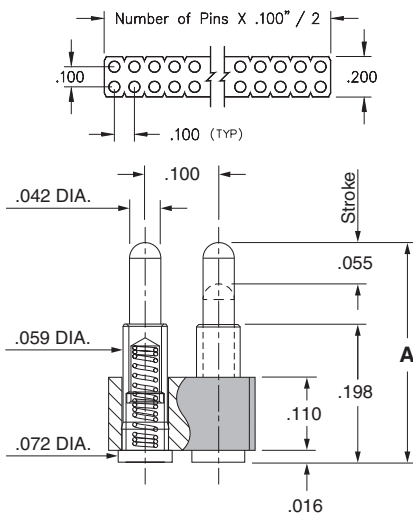


- Modular contacts for use on .100" grid, available in ten heights from .255" to .430", supplied in single and double row contact strips
- Precision-machined piston / base and gold-plated components assure up to 1,000,000 cycle life durability
- Extended body provides greater bearing surface for increased strength & plunger protection
- Low resistance, high current contacts are rated at 2 amps continuous, 3 amps peak
- High temperature thermoplastic insulators are suitable for surface mount processes
- Both 812 & 814 series, contact styles 0 through 9, are available on 32mm or 44mm wide carrier tape and fitted with vacuum pick-up clips for automated pick and place assembly. Tape and Reel packaging per EIA-481. See page 12 for strip lengths available and ordering information

### SINGLE ROW Series 812



### DOUBLE ROW Series 814



## ORDERING INFORMATION

### Single Row Series 812

812-22-0XX-30-00X101

Specify number of contacts 02-64      Specify contact style 0-9

### Double Row Series 814

814-22-0XX-30-00X101

Specify number of contacts 04-72      Specify contact style 0-9

For 812 and 814 Tape & Reel packaging, see page 12

CONTACT STYLE	INITIAL HEIGHT A	CONTACT STYLE	INITIAL HEIGHT A
0	.255	5	.350
1	.275	6	.370
2	.295	7	.390
3	.315	8	.410
4	.335	9	.430

## Technical Specifications

### Materials:

Contact piston & base: Machined copper alloy plated 20μ" gold over 100μ" nickel  
 Spring: Beryllium copper-plated 10μ" gold  
 Insulator: High temperature thermoplastic, rated UL94 V-0

### Mechanical:

Spring force @ initial height (A): 25 grams  
 Spring force @ mid stroke (.0275"): 60 grams  
 Durability: Up to 1,000,000 cycles  
 Coplanarity: .005" (Single Row up to 10 pins; Double Row up to 20 pins),  
 For higher pin counts, contact Technical Support

### Electrical:

Voltage rating: 100Vrms/150Vdc  
 Current rating: 2A (continuous), 3A (peak) per contact  
 Contact resistance: 20mΩ max.  
 Insulation resistance: 10,000MΩ min.  
 Dielectric strength: 700Vrms min.  
 Capacitance: 1pF max.

RoHS-2  
2011/65/EU



# SPRING-LOADED CONNECTORS

## SERIES 811, 812, 813, 814 • .100" GRID SURFACE MOUNT • CARRIER TAPE AND PACKAGING

### Ordering Information for Series 811/812/813/814 in Carrier Tape

Single Row Series 811	Double Row Series 813
<p>811-22-0XX-30-00X191</p> <p>Specify contact style 0-4 Specify number of contacts 02-08 (32mm wide tape, 400 parts per 13" reel)</p>	<p>813-22-0XX-30-00X191</p> <p>Specify contact style 0-4 Specify number of contacts 04-16 (32mm wide tape, 400 parts per 13" reel)</p>
Single Row Series 811	Double Row Series 813
<p>811-22-0XX-30-00X191</p> <p>Specify contact style 1-4 Specify number of contacts 09-12 (44mm wide tape, 200 parts per 13" reel)</p>	<p>813-22-0XX-30-00X191</p> <p>Specify contact style 1-4 Specify number of contacts 18-24 (44mm wide tape, 200 parts per 13" reel)</p>
Single Row Series 812	Double Row Series 814
<p>812-22-0XX-30-00X191</p> <p>Specify contact style 0-2 Specify number of contacts 02-08 (32mm wide tape, 400 parts per 13" reel)</p>	<p>814-22-0XX-30-00X191</p> <p>Specify contact style 0-2 Specify number of contacts 04-16 (32mm wide tape, 400 parts per 13" reel)</p>
Single Row Series 812	Double Row Series 814
<p>812-22-0XX-30-00X191</p> <p>Specify contact style 0-2 Specify number of contacts 09-12 (44mm wide tape, 200 parts per 13" reel)</p>	<p>814-22-0XX-30-00X191</p> <p>Specify contact style 0-2 Specify number of contacts 18-24 (44mm wide tape, 200 parts per 13" reel)</p>
Single Row Series 812	Double Row Series 814
<p>812-22-0XX-30-00X191</p> <p>Specify contact style 3-9 Specify number of contacts 02-12 (44mm wide tape, 200 parts per 13" reel)</p>	<p>814-22-0XX-30-00X191</p> <p>Specify contact style 3-9 Specify number of contacts 04-24 (44mm wide tape, 200 parts per 13" reel)</p>
<p>32mm wide, 9mm deep or 44mm wide, 13mm deep</p> <p>.176</p> <p>.281</p> <p>16mm</p> <p>VACUUM PICK-UP CLIP REMOVED AFTER SOLDERING</p>	<p>32mm wide, 9mm deep or 44mm wide, 13mm deep</p> <p>.176</p> <p>.384</p> <p>16mm</p> <p>VACUUM PICK-UP CLIP REMOVED AFTER SOLDERING</p>

## Looking for pricing, stock, or lifecycle information?

Click below to explore more details on WIN SOURCE:

- ⊖ [View 814-22-008-30-007101 on WIN SOURCE](#)
- ⊖ [Mill-Max Manufacturing Corp.](#) Information

## Optimize Your Supply Chain with WIN SOURCE Solutions

- ✓ Global Sourcing Solution
- ✓ Obsolete Management
- ✓ Cost Control Management
- ✓ Shortage Management
- ✓ Alternative Solution
- ✓ Excess Inventory Management