




**THE DATASHEET OF**  
**009155002201006**



# BATTERY CONNECTORS

Reduced 2.5mm Pitch 9155-200



The newest product in KYOCERA AVX Interconnect family of battery connectors saves 50% in volume over the initial 9155 series compression connectors as illustrated in the photograph. These connectors are rated at a full 3 amps per contact on 2.5mm centers. Sizes range from 2 positions through 5 positions and are end to end stackable.

## APPLICATIONS

- Cellular Phones
- Handheld Devices
- Industrial Modules
- Medical Electronics

## FEATURES AND BENEFITS

- 2.4mm insulator height
- 3 amps/contact
- Large SMT mounting area for positive mechanical attachment
- 5k mating cycles
- End-to-end stackable

## ELECTRICAL

- Current Rating: 3 Amp / Contact
- Voltage Rating: 125 VAC

## ENVIRONMENTAL

- Operating Temperature: -40°C to +125°C

## MECHANICAL

- Insulator Material: Glass-Filled Nylon 46; UL94 HB
- Contact Material: Beryllium Copper
- Plating: Gold over Nickel
- Durability: 5000 Cycles

## HOW TO ORDER

<b>00</b>	<b>9155</b>	<b>00X</b>
Prefix	Series	No. of Ways
		2 = 002
		3 = 003
		4 = 004
		5 = 005

<b>201</b>				
Reduced Size Battery Connector				
<table border="1" style="width: 100%; border-collapse: collapse;"> <thead> <tr> <th style="width: 20%;">Code</th> <th>Description</th> </tr> </thead> <tbody> <tr> <td style="text-align: center;">201</td> <td>Reduced Size Battery Connector</td> </tr> </tbody> </table>	Code	Description	201	Reduced Size Battery Connector
Code	Description			
201	Reduced Size Battery Connector			

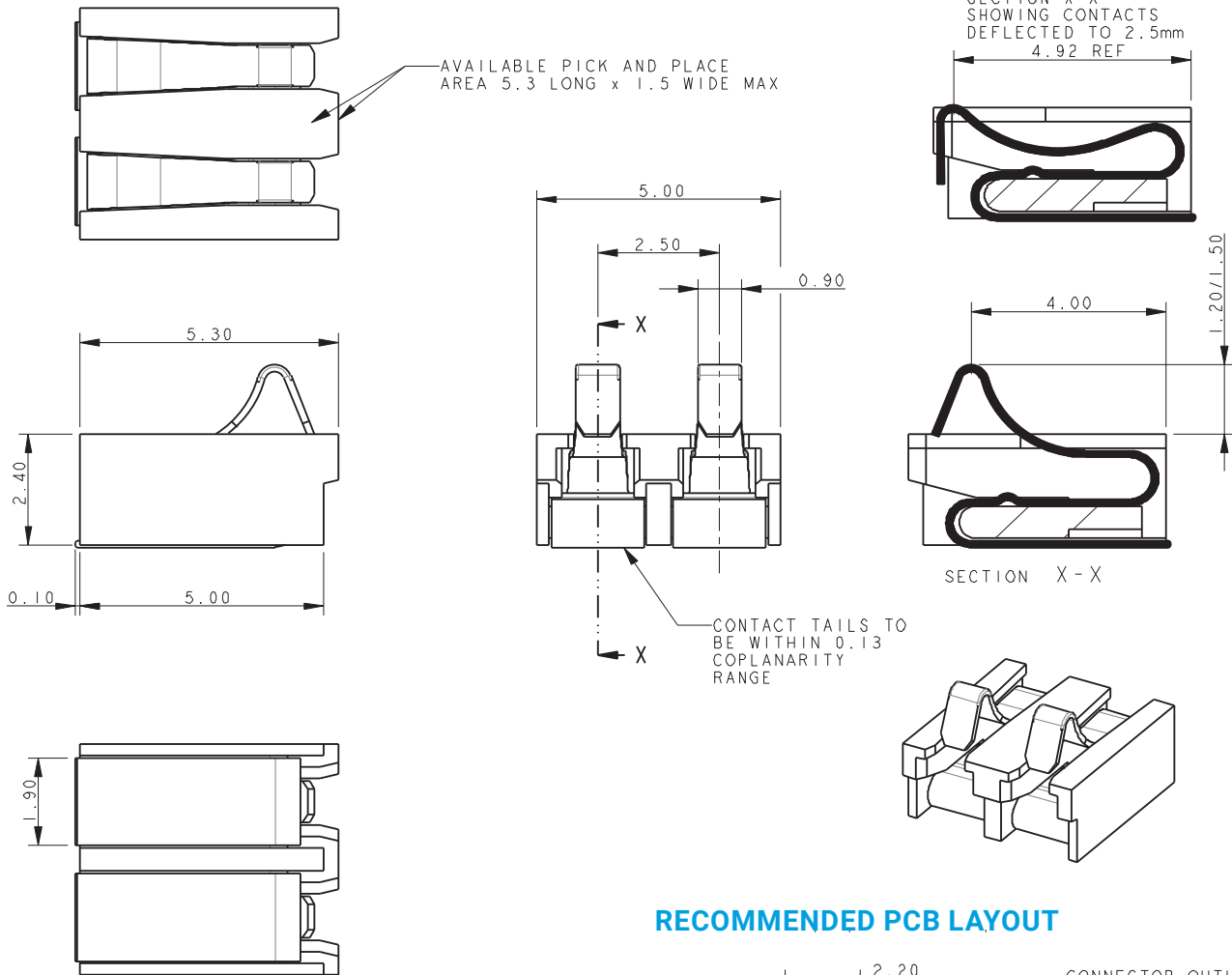
<b>00X</b>						
Plating Option						
<table border="1" style="width: 100%; border-collapse: collapse;"> <thead> <tr> <th style="width: 20%;">Code</th> <th>Description</th> </tr> </thead> <tbody> <tr> <td style="text-align: center;">006</td> <td>0.4µm Selective Gold, Standard</td> </tr> <tr> <td style="text-align: center;">008</td> <td>0.8µm Selective Gold, Special Order</td> </tr> </tbody> </table>	Code	Description	006	0.4µm Selective Gold, Standard	008	0.8µm Selective Gold, Special Order
Code	Description					
006	0.4µm Selective Gold, Standard					
008	0.8µm Selective Gold, Special Order					



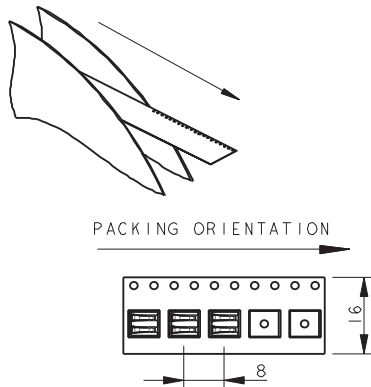
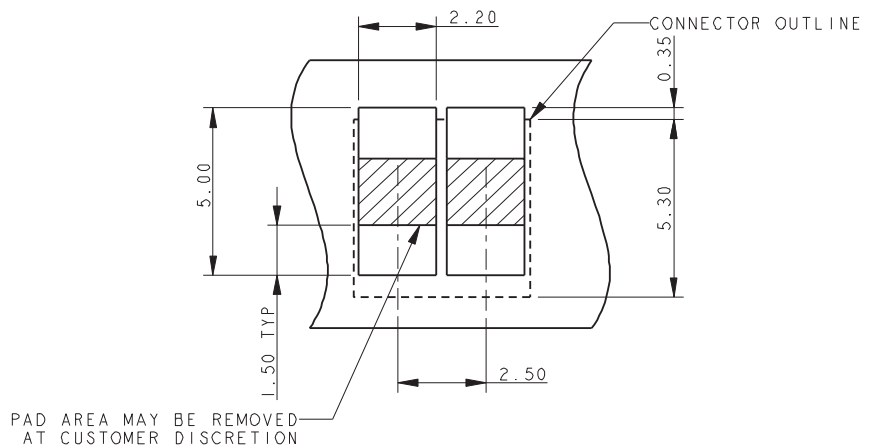
# BATTERY CONNECTORS

## Reduced 2.5mm Pitch 9155-200

### 2 WAY REDUCED SIZE BATTERY CONNECTOR



### RECOMMENDED PCB LAYOUT



### PACKING DETAILS

Reel Qty	2000
Leader	500MM
Trailer	500MM

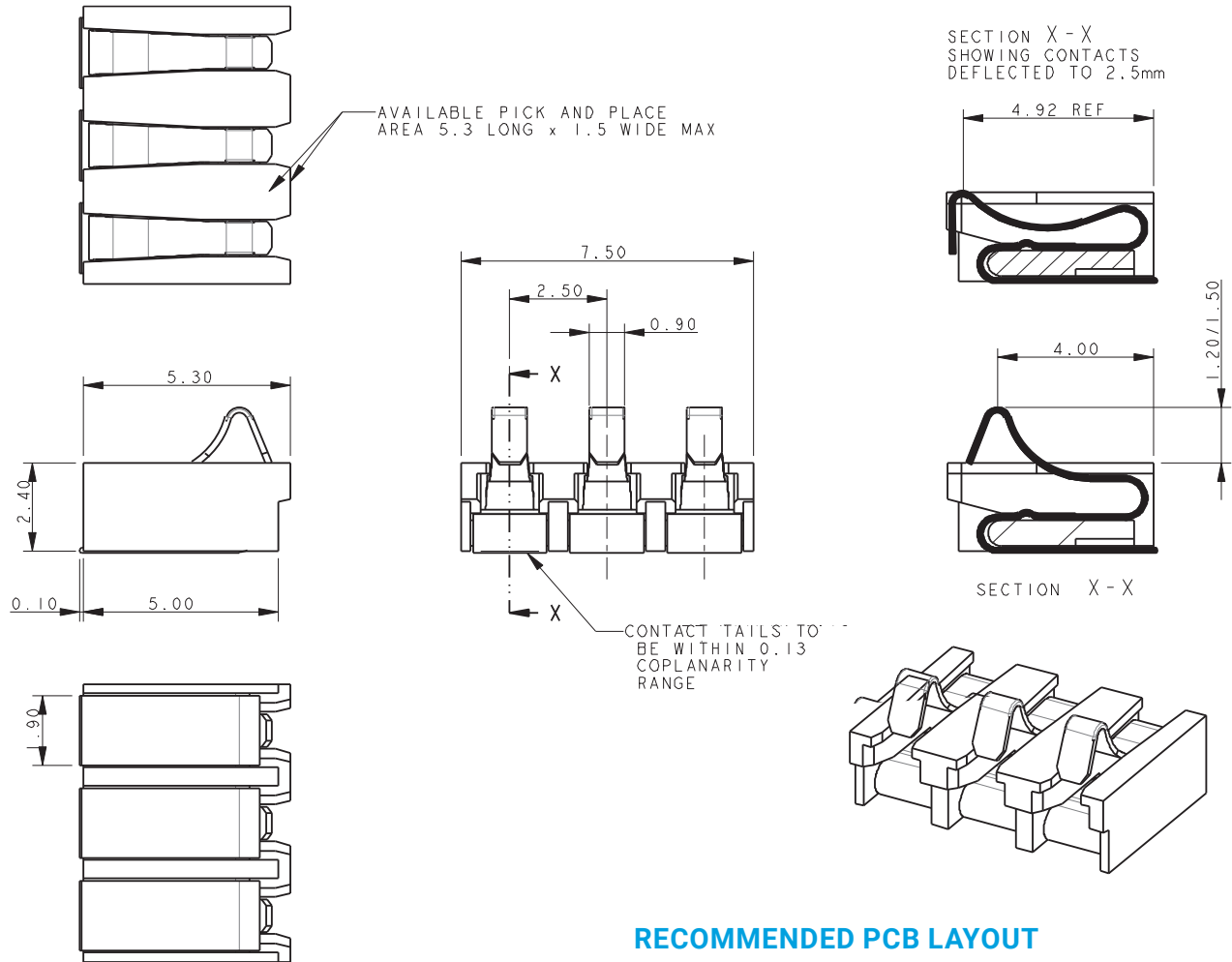
### NOTES:

1. FOR FULL PRODUCT SPECIFICATION REFER TO ELCO SPECIFICATION 201-01-093.
2. FOR MATING PAD DETAILS REFER TO PAGE 22.
3. GENERAL TOLERANCE  $\pm 0.20$ .
4. INSULATOR MATERIAL: 30% GLASS FILLED NYLON 46, UL94 HB, COLOR BLACK.
5. CONTACT MATERIAL: BERYLLIUM COPPER.
6. CONTACT PLATING: SELECTIVE GOLD OVER NICKEL. PURE TIN ON TAILS.

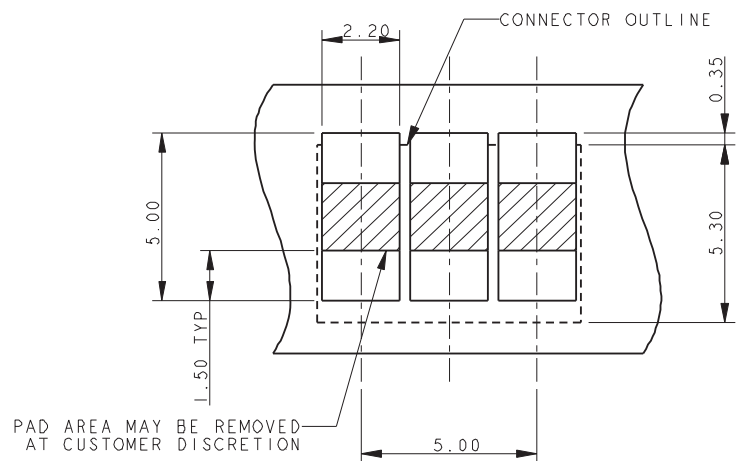
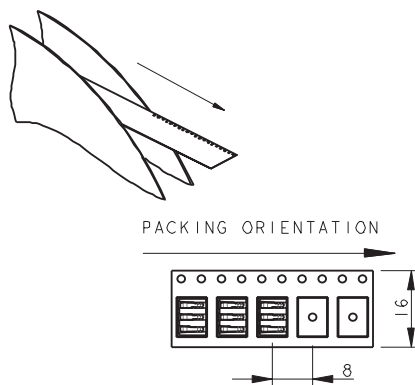
# BATTERY CONNECTORS

## Reduced 2.5mm Pitch 9155-200

### 3 WAY REDUCED SIZE BATTERY CONNECTOR



### RECOMMENDED PCB LAYOUT



### PACKING DETAILS

REEL QTY	2000
LEADER	500MM
TRAILER	500MM

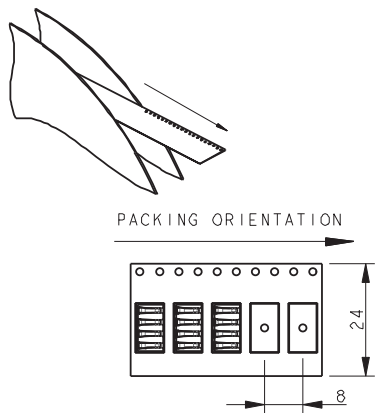
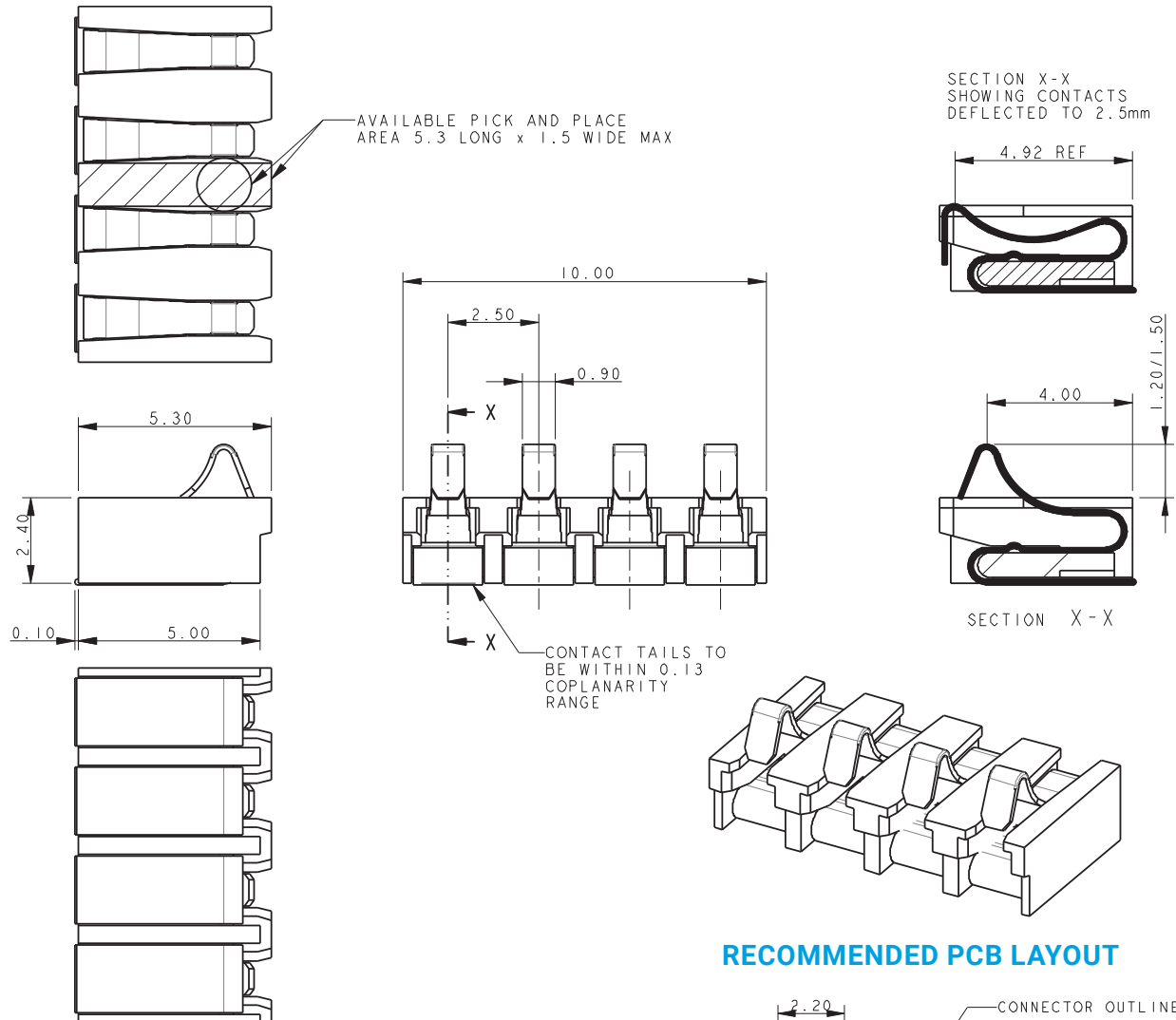
#### NOTES:

1. FOR FULL PRODUCT SPECIFICATION REFER TO ELCO SPECIFICATION 201-01-093.
2. FOR MATING PAD DETAILS REFER TO PAGE 22.
3. GENERAL TOLERANCE  $\pm 0.20$ .
4. INSULATOR MATERIAL: 30% GLASS FILLED NYLON 46, UL94 HB, COLOR BLACK.
5. CONTACT MATERIAL: BERYLLIUM COPPER.
6. CONTACT PLATING: SELECTIVE GOLD OVER NICKEL. PURE TIN ON TAILS.

# BATTERY CONNECTORS

## Reduced 2.5mm Pitch 9155-200

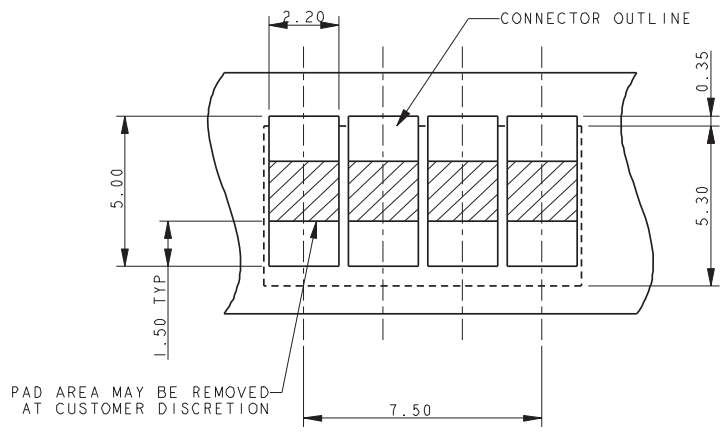
### 4 WAY REDUCED SIZE BATTERY CONNECTOR



### PACKING DETAILS

REEL QTY	2000
LEADER	500MM
TRAILER	500MM

### RECOMMENDED PCB LAYOUT



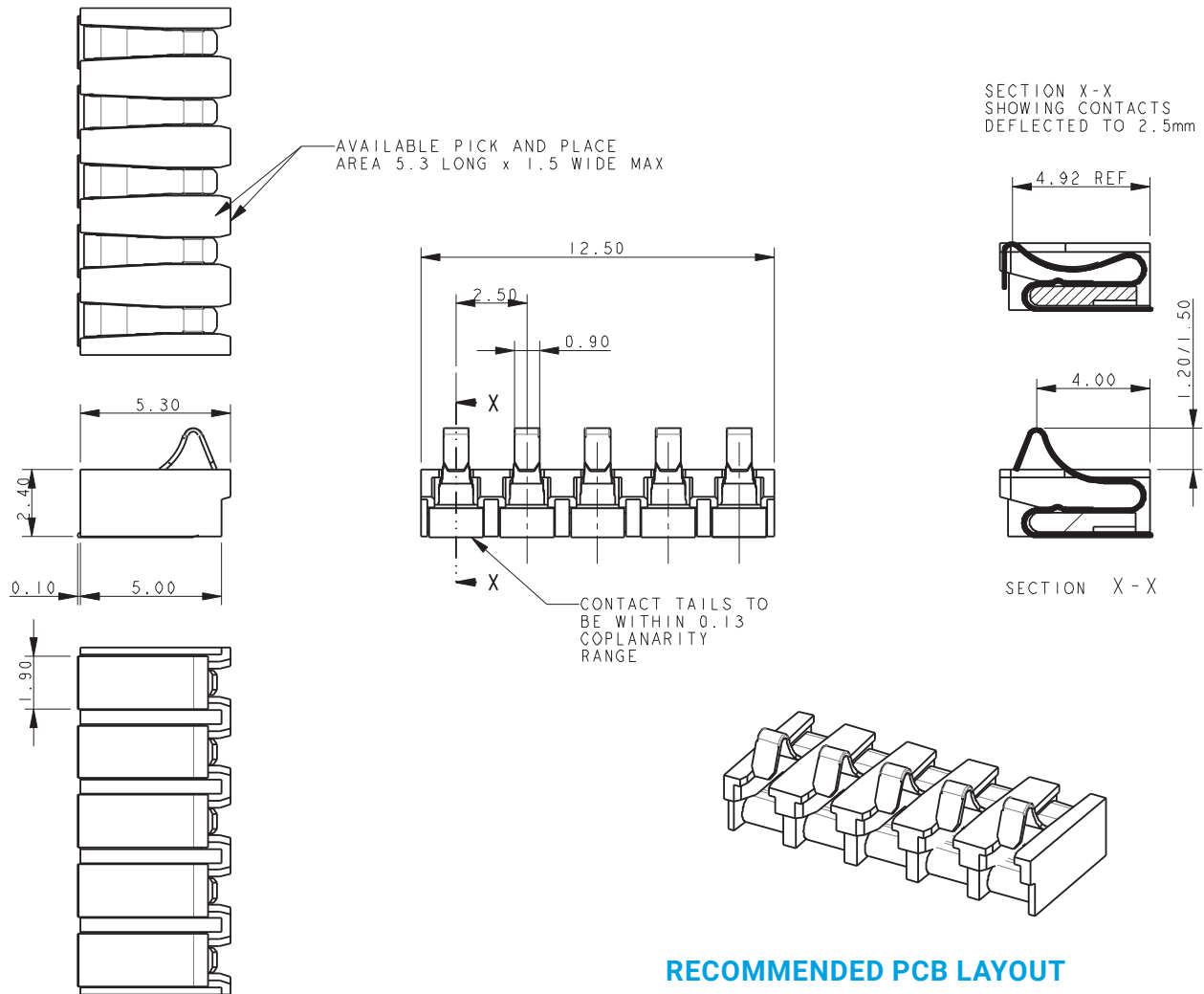
### NOTES:

1. FOR FULL PRODUCT SPECIFICATION REFER TO ELCO SPECIFICATION 201-01-093.
2. FOR MATING PAD DETAILS REFER TO PAGE 22.
3. GENERAL TOLERANCE  $\pm 0.20$ .
4. INSULATOR MATERIAL: 30% GLASS FILLED NYLON 46, UL94 HB, COLOR BLACK.
5. CONTACT MATERIAL: BERYLLIUM COPPER.
6. CONTACT PLATING: SELECTIVE GOLD OVER NICKEL. PURE TIN ON TAILS.


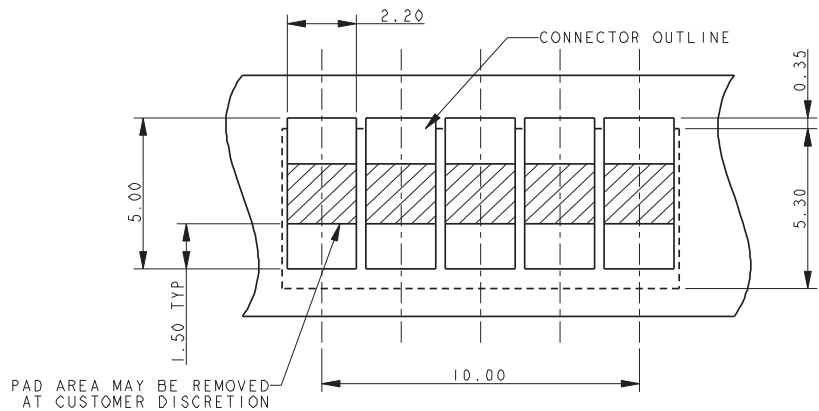
# BATTERY CONNECTORS

## Reduced 2.5mm Pitch 9155-200

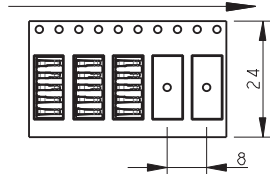
### 5 WAY REDUCED SIZE BATTERY CONNECTOR



### RECOMMENDED PCB LAYOUT



### PACKING ORIENTATION



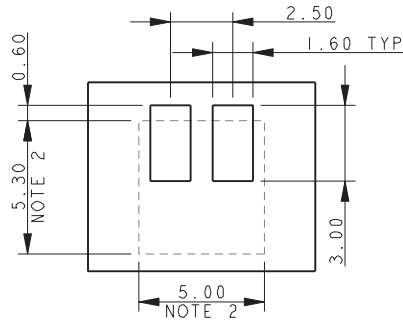
### PACKING DETAILS

REEL QTY	2000
LEADER	500MM
TRAILER	500MM

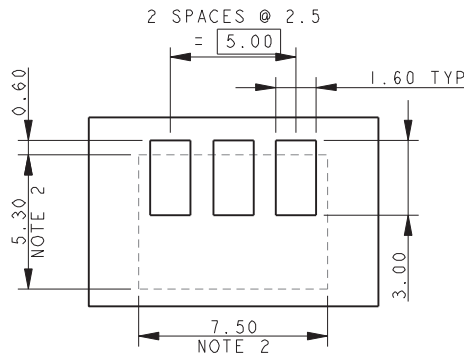
### NOTES:

1. FOR FULL PRODUCT SPECIFICATION REFER TO ELCO SPECIFICATION 201-01-093.
2. FOR MATING PAD DETAILS REFER TO PAGE 22.
3. GENERAL TOLERANCE  $\pm 0.20$ .
4. INSULATOR MATERIAL: 30% GLASS FILLED NYLON 46, UL94 HB, COLOR BLACK.
5. CONTACT MATERIAL: BERYLLIUM COPPER.
6. CONTACT PLATING: SELECTIVE GOLD OVER NICKEL. PURE TIN ON TAILS.

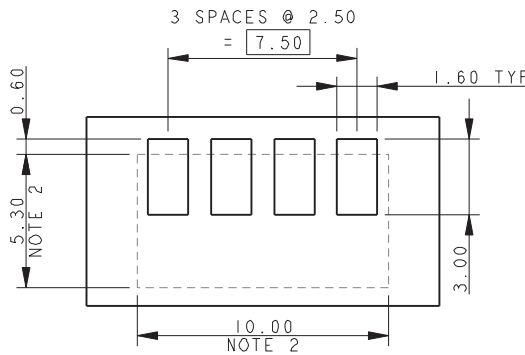
**REDUCED SIZE BATTERY CONNECTOR – MATING PADS**



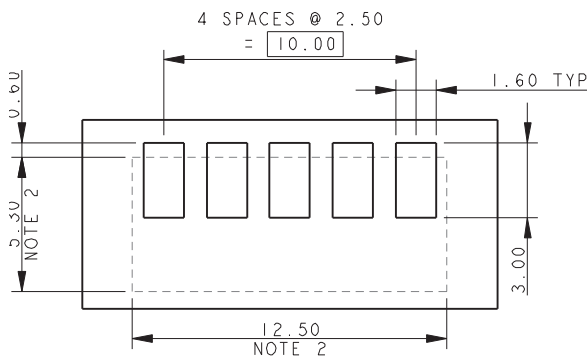
**2 WAY MATING PADS**



**3 WAY MATING PADS**



**4 WAY MATING PADS**



**5 WAY MATING PADS**

**NOTES:**

1. SUGGESTED MATING PADS FOR REDUCED SIZE BATTERY CONNECTORS.
2. OUTLINE OF CONNECTOR.
3. PREFERRED PLATING ON PADS GOLD OVER NICKEL.
4. REFERENCE DIMENSIONS.

## Looking for pricing, stock, or lifecycle information?

Click below to explore more details on WIN SOURCE:

- ⊖ [View 009155002201006 on WIN SOURCE](#)
- ⊖ [Kyocera International Inc. Electronic Components Information](#)

## Optimize Your Supply Chain with WIN SOURCE Solutions

- ✓ Global Sourcing Solution
- ✓ Obsolete Management
- ✓ Cost Control Management
- ✓ Shortage Management
- ✓ Alternative Solution
- ✓ Excess Inventory Management