



**THE DATASHEET OF
KRL11050D-C-R220-F-T1**





Metal foil low resistance chip resistors (long-side terminal)

■ KRL series

AEC-Q200 Compliant

Features

- High current sensing long side terminal low resistance chip resistor
- Two types available: high temperature (operating temperature up to 175°C), low emf type (operating temperature up to 155°C)
- High current handling capability and wide range of power ratings
- Size: 1608 ~ 15075, power ratings: 0.5W ~ 10W, resistance value range: 1m ~ 500mΩ
- Face down construction. Choice between bottom only or wrap around terminal.

Applications

- Automotive electronics
- Power source devices, ACDC converters, DCDC converters
- Motors, inverters, office automation equipment

◆ Part numbering system

KRL 2012E - C - R010 - F - T1

Series code

Size: KRL1608, KRL2012, KRL3216, KRL5025
KRL6432, KRL7638, KRL9045, KRL11050
KRL15075

Terminal type: D (bottom terminal), E (wrap around terminal)

Packaging quantity: T05 (500pcs)
T1 (1,000pcs), T5 (5,000pcs)

Resistance tolerance

Nominal resistance value

Temperature characteristics type:
C (high operating temperature), M (low EMF)

◆ Electrical Specification

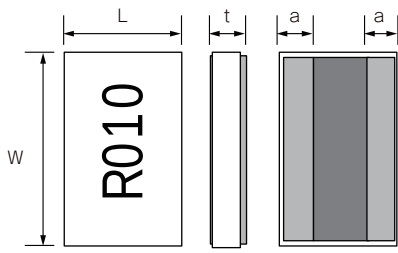
Type	Power ratings	Temperature coefficient of resistance (ppm/°C)	Resistance range(Ω) Resistance tolerance ^{*1}			Resistance value series	Operating temperature		Packaging quantity
			±1% (F)	±2% (G)	±5% (J)		C	M	
KRL1608 ^{*2}	0.5W	±50	10m≤R≤100m	—	—	E-6 ^{*3}	-55°C ~ 175°C	-55°C ~ 155°C	T5
		±100	—	5m≤R≤9m	—				
KRL2012	1W	±50	3m≤R≤9m (1m step) 10m≤R≤500m	—	—				
		±100	—	R=2m	—				
		±150	—	—	R=1m				
KRL3216	1.5W	±50	3m≤R≤9m (1m step) 10m≤R≤500m	—	—				
		±100	—	R=2m	—				
		±150	—	—	R=1m				
KRL5025	2W	±50	3m≤R≤9m (1m step) 10m≤R≤500m	—	—				
		±100	—	R=2m	—				
		±150	—	—	R=1m				
KRL6432	3W	±50	3m≤R≤9m (1m step) 10m≤R≤500m	—	—				
		±100	—	R=2m	—				
		±150	—	—	R=1m				
KRL7638	4W	±50	3m≤R≤9m (1m step) 10m≤R≤500m	—	—				
		±100	—	R=2m	—				
		±150	—	—	R=1m				
KRL9045	5W	±50	3m≤R≤9m (1m step) 10m≤R≤500m	—	—				
		±100	—	R=2m	—				
		±150	—	—	R=1m				
KRL11050	6W	±50	3m≤R≤9m (1m step) 10m≤R≤500m	—	—				
		±100	—	R=2m	—				
		±150	—	—	R=1m				
KRL15075	10W	±50	10m≤R≤500m	—	—				
		±100	3m≤R≤9m (1m step)	R=2m	R=1m				
		±150	—	—	—				

*1 We can meet your requirement of less than 1mΩ. Please contact our sales office.

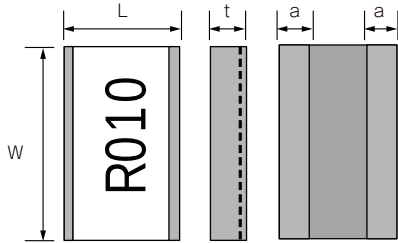
*2 For KRL1608, please contact our sales office

*3 We can meet your requirement of resistance value outside of E-6 series. Please contact our sales office.

◆ Dimensions



D Type



E Type

Type	Size (inch)	L	W	t	a
KRL1608 ^{*1}	0306	0.80±0.20	1.60±0.20	0.50±0.20	0.25±0.20(5mΩ~)
KRL2012	0508	1.25±0.20	2.00±0.20	0.50±0.20	0.30±0.20(2mΩ~)/0.55±0.20(1mΩ)
KRL3216	0612	1.60±0.20	3.20±0.20	0.50±0.20	0.30±0.20(2mΩ~)/0.55±0.20(1mΩ)
KRL5025	1020	2.50±0.20	5.00±0.20	0.50±0.20	0.55±0.20(2mΩ~)/0.90±0.20(1mΩ)
KRL6432	1225	3.10±0.20	6.30±0.20	0.50±0.20	0.50±0.20(2mΩ~)/1.20±0.20(1mΩ)
KRL7638	1530	3.80±0.20	7.60±0.20	0.50±0.20	0.60±0.20(2mΩ~)/1.35±0.20(1mΩ)
KRL9045	1835	4.50±0.20	9.00±0.20	0.50±0.20	0.70±0.20(2mΩ~)/1.60±0.20(1mΩ)
KRL11050	2043	5.00±0.20	11.00±0.20	0.50±0.20	0.80±0.20(2mΩ~)/1.60±0.20(1mΩ)
KRL15075	3059	7.50±0.20	15.00±0.20	0.65±0.20	1.10±0.20(2mΩ~)/2.75±0.20(1mΩ)

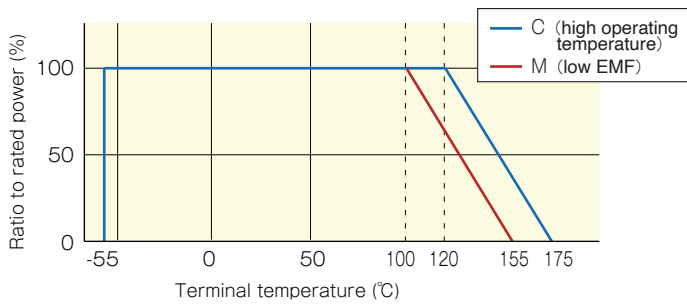
*1 KRL1608 doesn't have E Type

(unit : mm)

Current sensing surface mount resistors



KRL series

◆ Derating Curve



Looking for pricing, stock, or lifecycle information?

Click below to explore more details on WIN SOURCE:

-  [View KRL11050D-C-R220-F-T1 on WIN SOURCE](#)
-  [Susumu Information](#)

Optimize Your Supply Chain with WIN SOURCE Solutions

-  Global Sourcing Solution
-  Obsolete Management
-  Cost Control Management
-  Shortage Management
-  Alternative Solution
-  Excess Inventory Management