



**THE DATASHEET OF
1N4150TR**





Small Signal Fast Switching Diodes



FEATURES

- Silicon epitaxial planar diode
- Low forward voltage drop
- AEC-Q101 qualified
- High forward current capability
- Material categorization: for definitions of compliance please see www.vishay.com/doc?99912



RoHS
COMPLIANT
HALOGEN
FREE

APPLICATIONS

- High speed switch and general purpose use in computer and industrial applications

DESIGN SUPPORT TOOLS click logo to get started



MECHANICAL DATA

Case: DO-35 (DO-204AH)

Weight: approx. 125 mg

Cathode band color: black

Packaging codes / options:

TR/10K per 13" reel (52 mm tape), 50K/box

TAP/10K per ammpack (52 mm tape), 50K/box

PARTS TABLE				
PART	ORDERING CODE	TYPE MARKING	CIRCUIT CONFIGURATION	REMARKS
1N4150	1N4150TR or 1N4150TAP	1N4150	Single	Tape and reel / ammpack

ABSOLUTE MAXIMUM RATINGS ($T_{amb} = 25\text{ }^{\circ}\text{C}$, unless otherwise specified)				
PARAMETER	TEST CONDITION	SYMBOL	VALUE	UNIT
Repetitive peak reverse voltage		V_{RRM}	50	V
Reverse voltage		V_R	50	V
Peak forward surge current	$t_p = 1\text{ }\mu\text{s}$	I_{FSM}	4	A
Average peak forward current		I_{FRM}	600	mA
Forward continuous current		I_F	300	mA
Average forward current	$V_R = 0$	$I_{F(AV)}$	150	mA
Power dissipation	$l = 4\text{ mm}, T_L = 45\text{ }^{\circ}\text{C}$	P_{tot}	440	mW
	$l = 4\text{ mm}, T_L \leq 25\text{ }^{\circ}\text{C}$	P_{tot}	500	mW

THERMAL CHARACTERISTICS ($T_{amb} = 25\text{ }^{\circ}\text{C}$, unless otherwise specified)				
PARAMETER	TEST CONDITION	SYMBOL	VALUE	UNIT
Thermal resistance junction to ambient air	$l = 4\text{ mm}, T_L = \text{constant}$	R_{thJA}	350	K/W
Junction temperature		T_j	175	$^{\circ}\text{C}$
Storage temperature range		T_{stg}	-65 to +175	$^{\circ}\text{C}$

ELECTRICAL CHARACTERISTICS ($T_{amb} = 25\text{ }^{\circ}\text{C}$, unless otherwise specified)						
PARAMETER	TEST CONDITION	SYMBOL	MIN.	TYP.	MAX.	UNIT
Forward voltage	$I_F = 1\text{ mA}$	V_F	0.540		0.620	V
	$I_F = 10\text{ mA}$	V_F	0.660		0.740	V
	$I_F = 50\text{ mA}$	V_F	0.760		0.860	V
	$I_F = 100\text{ mA}$	V_F	0.820		0.920	V
	$I_F = 200\text{ mA}$	V_F	0.870		1	V
Reverse current	$V_R = 50\text{ V}$	I_R			100	nA
	$V_R = 50\text{ V}, T_J = 150\text{ }^{\circ}\text{C}$	I_R			100	μA
Diode capacitance	$V_R = 0\text{ V}, f = 1\text{ MHz}, V_{HF} = 50\text{ mV}$	C_D			2.5	pF
Reverse recovery time	$I_F = I_R = (10\text{ to }100)\text{ mA}, i_R = 0.1 \times I_R, R_L = 100\ \Omega$	t_{rr}			4	ns

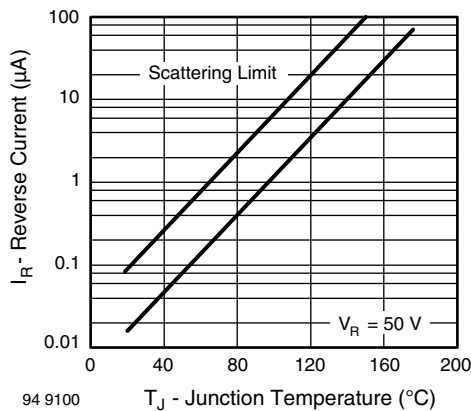
TYPICAL CHARACTERISTICS ($T_{amb} = 25\text{ }^{\circ}\text{C}$, unless otherwise specified)


Fig. 1 - Reverse Current vs. Junction Temperature

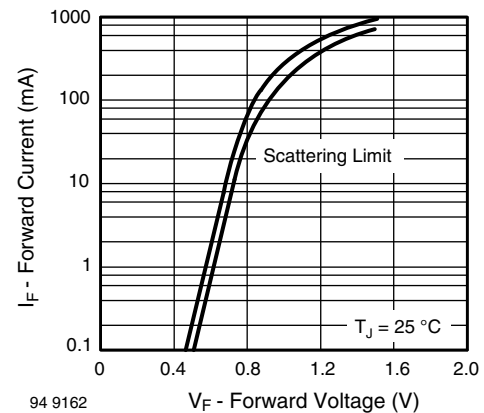
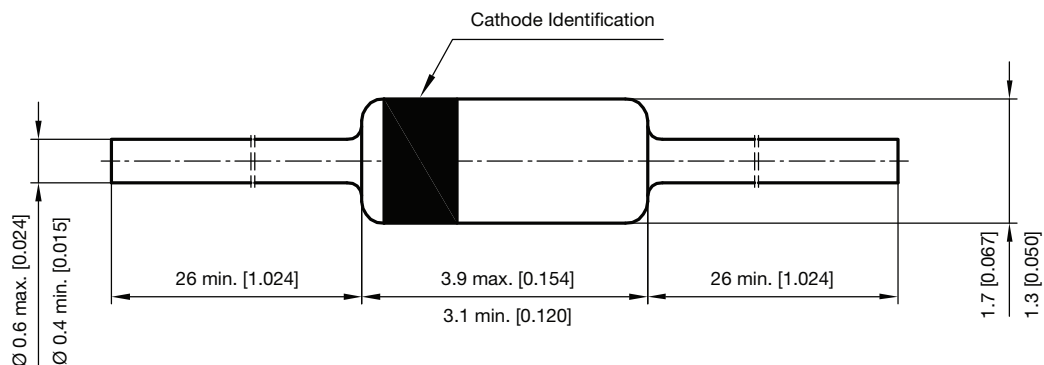


Fig. 2 - Forward Current vs. Forward Voltage

PACKAGE DIMENSIONS in millimeters (inches): **DO-35 (DO-204AH)**


Rev. 6 - Date: 19. December 2011
 Document no.: SB-V-3906.04-031(4)
 94 9366



Disclaimer

ALL PRODUCT, PRODUCT SPECIFICATIONS AND DATA ARE SUBJECT TO CHANGE WITHOUT NOTICE TO IMPROVE RELIABILITY, FUNCTION OR DESIGN OR OTHERWISE.

Vishay Intertechnology, Inc., its affiliates, agents, and employees, and all persons acting on its or their behalf (collectively, "Vishay"), disclaim any and all liability for any errors, inaccuracies or incompleteness contained in any datasheet or in any other disclosure relating to any product.

Vishay makes no warranty, representation or guarantee regarding the suitability of the products for any particular purpose or the continuing production of any product. To the maximum extent permitted by applicable law, Vishay disclaims (i) any and all liability arising out of the application or use of any product, (ii) any and all liability, including without limitation special, consequential or incidental damages, and (iii) any and all implied warranties, including warranties of fitness for particular purpose, non-infringement and merchantability.

Statements regarding the suitability of products for certain types of applications are based on Vishay's knowledge of typical requirements that are often placed on Vishay products in generic applications. Such statements are not binding statements about the suitability of products for a particular application. It is the customer's responsibility to validate that a particular product with the properties described in the product specification is suitable for use in a particular application. Parameters provided in datasheets and / or specifications may vary in different applications and performance may vary over time. All operating parameters, including typical parameters, must be validated for each customer application by the customer's technical experts. Product specifications do not expand or otherwise modify Vishay's terms and conditions of purchase, including but not limited to the warranty expressed therein.

Except as expressly indicated in writing, Vishay products are not designed for use in medical, life-saving, or life-sustaining applications or for any other application in which the failure of the Vishay product could result in personal injury or death. Customers using or selling Vishay products not expressly indicated for use in such applications do so at their own risk. Please contact authorized Vishay personnel to obtain written terms and conditions regarding products designed for such applications.

No license, express or implied, by estoppel or otherwise, to any intellectual property rights is granted by this document or by any conduct of Vishay. Product names and markings noted herein may be trademarks of their respective owners.

Looking for pricing, stock, or lifecycle information?

Click below to explore more details on WIN SOURCE:

 [View 1N4150TR on WIN SOURCE](#)

 [Vishay Information](#)

Optimize Your Supply Chain with WIN SOURCE Solutions

-  Global Sourcing Solution
-  Obsolete Management
-  Cost Control Management
-  Shortage Management
-  Alternative Solution
-  Excess Inventory Management