




# THE DATASHEET OF EHF-FD1619



# Panasonic RF Devices

Type : **Balun**

Part No : **EHF** \_ \_ \_ \_ \_



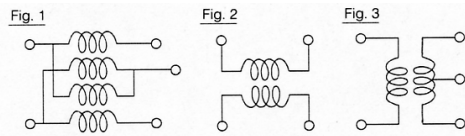
## ■ Features

- Ultra miniaturized, thin type (1.6×0.8×t 0.65)
- Available for each frequency range (300 MHz to 4000 MHz)
- Balanced / Unbalanced Converter
- Impedance matching (50Ω/50Ω, 50Ω/100Ω, 50Ω/200Ω)

## ■ Recommended Applications

- Digital portable telephone
- Dual mode portable telephone
- Personal handy-phone system
- Mobile communication system

## ■ An Equivalent Circuit



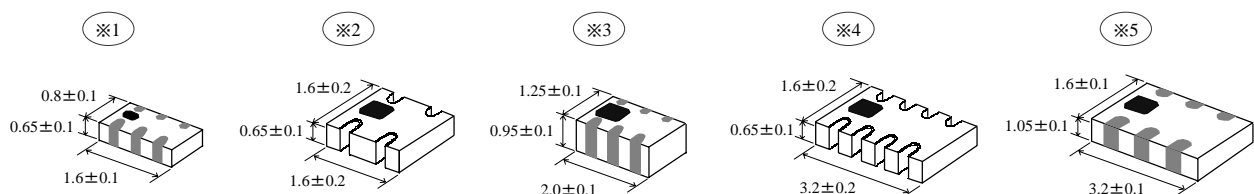
## ■ Typical Characteristics

Part No.	FD 1622	FD 1620	FD 1629	FD 1617	FD 1618	FD 1619	1BD 0380	1BD 0800	1BG 0836	1BG 1800	2BD 1800	2BD 1900	2BD 2060
Frequency (MHz)	824 to 894	880 to 960	1700 to 2000	380 to 430	880 to 960	1700 to 2000	380 to 430	824 to 894	824 to 894	1700 to 1910	1700 to 1910	1800 to 2000	1920 to 2170
Insertion Loss (dB)	1.0 max.	2.0 max.	1.0 max.	1.0 max.	1.0 max.	0.8 max.	2.0 max.	2.0 max.	0.8 max.	0.8 max.	1.0 max.	1.0 max.	1.0 max.
Difference of Phase (deg)	180±15	180±15	180±10	180±10	180±15	180±15	180±15	180±15	180±10	180±10	180±15	180±15	180±15
Impedance (Ω)	50 / 200	50 / 200	50 / 50	50 / 200	50 / 50	50 / 50	50 / 50	50 / 50	50 / 200	50 / 200	50 / 50	50 / 50	50 / 50
Circuit Diagram	Fig.1	Fig.1	Fig.2	Fig.1	Fig.2	Fig.2	Fig.3	Fig.3	Fig.3	Fig.3	Fig.3	Fig.3	Fig.3
Dimension No.	※2	※2	※2	※4	※4	※4	※5	※5	※5	※5	※3	※3	※3

Part No.	2BD 2450	2BE 0920	2BE 1600	2BE 1800	2BE 1900	2BE 2060	2BE 2450	2BE 3635	2BG 1800	2BG 2060	2BG 2450	4BD 2450	4BE 5250
Frequency (MHz)	2400 to 2500	880 to 960	1520 to 1720	1700 to 1910	1800 to 2000	1920 to 2170	2400 to 2500	3400 to 4000	1700 to 1910	1920 to 2170	2400 to 2500	2400 to 2500	5150 to 5350
Isolation Loss (dB)	1.0 max.	1.0 max.	1.0 max.	1.0 max.	1.0 max.	1.0 max.	1.0 max.	1.0 max.	1.0 max.	1.0 max.	1.0 max.	1.0 max.	1.2 max.
Difference of Phase (deg)	180±15	180±15	180±15	180±15	180±15	180±15	180±15	180±20	180±15	180±15	180±15	180±15	180±15
Impedance (Ω)	50 / 50	50 / 100	50 / 100	50 / 100	50 / 100	50 / 100	50 / 100	50 / 100	50 / 200	50 / 200	50 / 200	50 / 50	50 / 100
Circuit Diagram	Fig.3	Fig.3	Fig.3	Fig.3	Fig.3	Fig.3	Fig.3	Fig.3	Fig.3	Fig.3	Fig.3	Fig.3	Fig.3
Dimension No.	※3	※3	※3	※3	※3	※3	※3	※3	※3	※3	※3	※1	※1

(The attention) : It omits EHF.

## ■ Dimensions in mm (not to scale)



Design and specifications are each subject to change without notice. Ask factory for the current technical specifications before purchase and/or use. Should a safety concern arise regarding this product, please be sure to contact us immediately.

## Looking for pricing, stock, or lifecycle information?

Click below to explore more details on WIN SOURCE:

 [View EHF-FD1619 on WIN SOURCE](#)

 [Panasonic Information](#)

## Optimize Your Supply Chain with WIN SOURCE Solutions

-  Global Sourcing Solution
-  Obsolete Management
-  Cost Control Management
-  Shortage Management
-  Alternative Solution
-  Excess Inventory Management