




THE DATASHEET OF EHF-FD1503





Power-Divider

Features

- Miniature, thin (1.6 × 1.6 × t 0.6, 3.2 × 1.6 × t 0.6)
- Available in many frequency ranges within 700 MHz to 3500 MHz
- High isolation

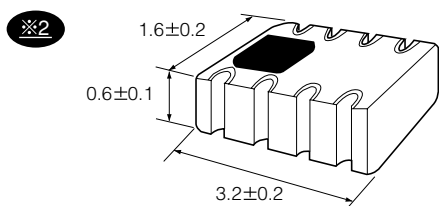
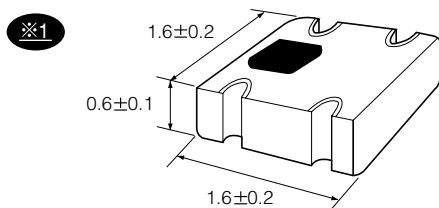
Recommended Applications

- Digital portable telephone
- PHS
- Mobile communication system

Typical Characteristics



Items \ Part No.	EHFFD1495			EHFFD1779			EHFFD 1508	EHFFD 1503	EHFFD 1506	EHFFD 1502	EHFFD 1507	EHFFD 1509
	1607 to 1685	1880 to 1920	2400 to 2500	720 to 760	945 to 979	981 to 1008	981 to 1008	1540 to 1640	1607 to 1685	720 to 760	1880 to 1920	2043 to 2104
Frequency (MHz)	1607 to 1685	1880 to 1920	2400 to 2500	720 to 760	945 to 979	981 to 1008	981 to 1008	1540 to 1640	1607 to 1685	720 to 760	1880 to 1920	2043 to 2104
Insertion Loss 1/2 (dB)	4.0/4.0 (max.)	4.0/4.0 (max.)	4.0/4.0 (max.)	4.0/4.0 (max.)	4.0/4.0 (max.)	4.0/4.0 (max.)	4.0/4.0 (max.)	4.0/4.0 (max.)	4.0/4.0 (max.)	4.0/4.0 (max.)	4.0/4.0 (max.)	4.0/4.0 (max.)
Isolation (dB)	18 (min.)	18 (min.)	18 (min.)	18 (min.)	18 (min.)	18 (min.)	18 (min.)	18 (min.)	18 (min.)	18 (min.)	18 (min.)	18 (min.)
Power Balance (dB)	0.5 (max.)	0.5 9max.)	0.5 (max.)	0.5 (max.)	0.5 (max.)	0.5 (max.)	0.5 (max.)	0.5 (max.)	0.5 (max.)	0.5 (max.)	0.5 (max.)	0.5 (max.)
External Connected Capacitor or Resistor	2.5 pF	1.8 pF	1 pF	3 pF	1.5 pF	1.2 pF	100Ω	150Ω	150Ω	3 pF	100Ω	100Ω
Dimension No.	※ 1	※ 1	※ 1	※ 1	※ 1	※ 1	※ 2	※ 2	※ 2	※ 2	※ 2	※ 2

Dimensions in mm (not to scale)



Looking for pricing, stock, or lifecycle information?

Click below to explore more details on WIN SOURCE:

-  [View EHF-FD1503 on WIN SOURCE](#)
-  [Panasonic Information](#)

Optimize Your Supply Chain with WIN SOURCE Solutions

-  Global Sourcing Solution
-  Obsolete Management
-  Cost Control Management
-  Shortage Management
-  Alternative Solution
-  Excess Inventory Management